

**2005
PROBATION SURVEY**

Minnesota Department of Corrections
1450 Energy Park Drive, Suite 200
St. Paul, MN 55108-5219
(651) 642-0200
TTY (651) 643-3589
www.doc.state.mn.us
June 2006

This information will be provided in
alternative format upon request.

TABLE OF CONTENTS

Introduction	3
Methodology.....	3
Survey Design	3
Survey Administration.....	3
Data Quality.....	4
Findings.....	5
Table 1. Minnesota Probation Population, 1995-2005	5
Table 2. Five Largest Probation Organizations in Minnesota.....	5
Table 3. 2005 Probation Totals, by Delivery System.....	6
Table 4. 2005 Probation Totals, Metro vs. Non-Metro	6
Figure 1. Adult Probationers By Gender: 1998-2005.....	7
Figure 2. Juvenile Probationers By Gender: 1998-2005.....	7
Figure 3. Adult Probationers By Race: 1998-2005	8
Figure 4. Juvenile Probationers By Race: 1998-2005	8
Figure 5. Ethnicity Status: 1998-2005	9
Appendices	
Appendix A. 2005 Probation Survey and Instructions	10
Appendix B. 2005 Probation Survey Data By County.....	14
Appendix C. 2005 Supervised Release Totals	34
Appendix D. Court Services in Minnesota (Map).....	40

Introduction

Minnesota's probation system is a combination of state and county agencies spread throughout the state's 87 counties. In 27 counties, the Minnesota Department of Corrections (DOC) provides all probation services. In 29 counties, probation services are provided by a combination of county probation offices (CPO) and the DOC. In these counties, the DOC provides supervision for adult felons, and the county provides supervision for juveniles and adult non-felony cases. The remaining 31 counties participate in the Minnesota Community Corrections Act (CCA) where county staff provide all probation services.

The primary purpose of the *Minnesota Probation Survey* is to collect probation data from all counties annually for use by the DOC, the Minnesota Legislature, other state agencies, county probation offices, and other entities for management, policy-making, and federal reporting purposes. Note: This survey does *not* count all offenders that state or county probation agencies provide service to; the survey is specifically designed to count only those offenders under "probation" supervision.

Methodology

Survey Design

The probation survey was originally designed to collect data requested by the Bureau of the Census and the Bureau of Justice Statistics regarding Minnesota probationers. In the past, two important tenets were considered in the survey design: the definition of "probationer" and capturing an individual probationer only once.

The definition of "probationer" has essentially stayed the same and refers to both adults and juveniles: "All probationers, regardless of conviction status, who were under the supervision of a probation agent as part of a court order at any time including those ordered to pay restitution, complete community service, or monitoring."

Survey Administration

As part of Minnesota's criminal justice information integration efforts, the Statewide Supervision System (S³) was designed to provide criminal justice professionals with electronic offender information through a secure website. This information includes data on juveniles and adults who are or have been on probation, detention, imprisoned, or jailed.

The DOC was able to pull and compile probation data directly from S³ for 86 counties. For those counties, the DOC made county reports available for review and approval by each county prior to publication in this report. Hennepin County data was reported directly from their agency by using the standard Probation Survey questionnaire (see Appendix A).

Data Quality

Caution must be used before drawing any conclusions from the fluctuation in total probationers since 2000. A great deal of the variance can be attributed to a concerted effort on the part of county and state agencies to clarify data definitions and submission standards.

Findings

Table 1. Minnesota Probation Population: 1995-2005

	Felony	Gross Misdemeanor	Misdemeanor	All Adults	Juvenile	All Probationers
1995	26,114	19,966	37,698	83,778	15,655	99,433
1996	27,373	20,736	39,930	88,039	15,835	103,874
1997	29,694	22,120	43,106	94,920	17,144	112,064
1998	33,829	24,732	42,257	100,818	17,774	118,592
1999	33,896	26,797	43,922	104,615	18,000	122,615
2000	36,704	29,889	48,589	115,182	16,695	131,877
2001	35,186	31,119	47,303	113,608	16,723	130,331
2002	38,862	34,644	48,402	121,915	17,460	139,375
2003	38,130	31,877	40,726	110,733	15,977	126,710
2004	40,107	32,031	41,102	113,240	15,142	128,382
2005	41,195	33,557	42,321	117,073	14,312	131,385

Table 2. Five Largest Probation Organizations in Minnesota

	Adult Felony 2005	Adult Gross Misdemeanor 2005	Adult Misdemeanor 2005	Juvenile 2005	Total 2005
Hennepin County Community Corrections	8,992	7,454	7,833	3,920	28,199
Minnesota Dept of Corrections Field Services	11,211	3,761	2,026	1,562	18,560
Ramsey County Community Corrections	5,934	2,843	5,512	1,488	15,777
Anoka County Community Corrections	2,538	3,043	5,357	772	11,710
Dakota County Community Corrections	3,139	2,131	2,412	778	8,460
Statewide Total	41,195	33,557	42,321	14,312	131,385

Table 3. 2005 Probation Totals, by Delivery System

	2005 Year End	Males	Females	White	Black	American Indian	Asian	Other	Hispanic	Non- Hispanic
CCA agencies	92,508	71,088	21,420	63,642	17,411	2,537	2,426	6,492	4,046	88,462
CPO agencies	20,317	15,762	4,555	14,916	533	985	138	3,747	366	19,951
DOC agencies	18,560	14,384	4,176	14,611	779	1,710	180	1,280	397	18,163
Total	131,385	101,234	30,151	93,169	18,723	5,232	2,744	11,519	4,809	126,576

Table 4. 2005 Probation Totals, Metro vs. Non-Metro

	2005 Year end	Males	Females	White	Black	American Indian	Asian	Other	Hispanic	Non- Hispanic
7-County Metro*	72,323	55,289	17,034	47,018	16,190	1,536	2,215	5,362	3,047	69,276
Non-metro	59,062	45,945	13,117	46,151	2,533	3,696	529	6,155	1,762	57,300
Total	131,385	101,234	30,151	93,169	18,723	5,232	2,744	11,517	4,809	126,576

**7-County Metro: Anoka, Carver, Dakota, Hennepin, Ramsey, Scott, Washington*

Figure 1. Adult Probationers By Gender: 1998-2005

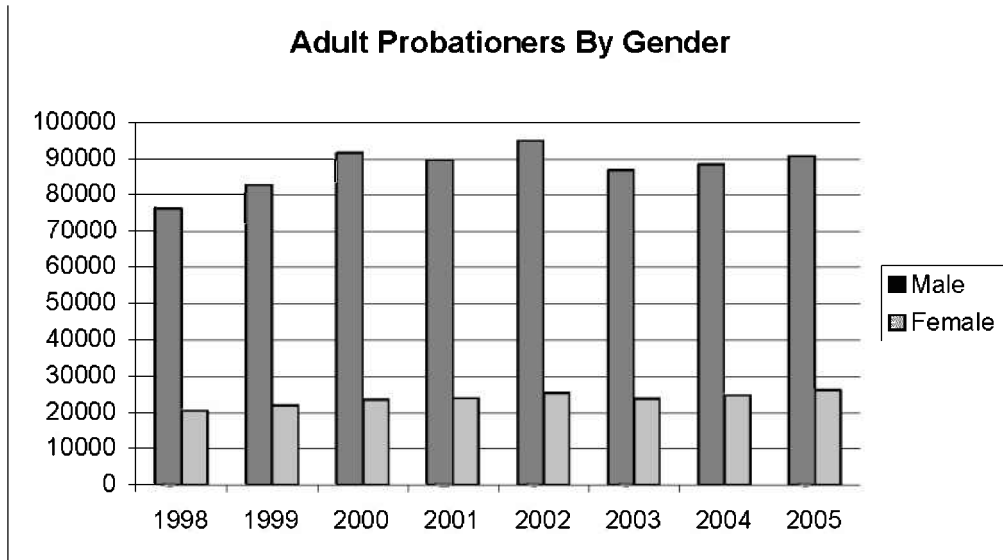


Figure 2. Juvenile Probationers By Gender: 1998-2005

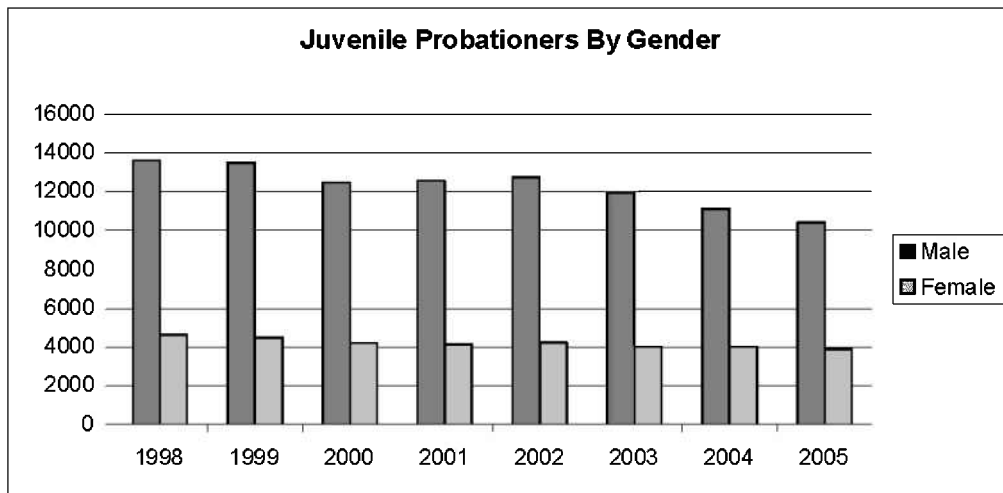


Figure 3. Adult Probationers By Race: 1998-2005

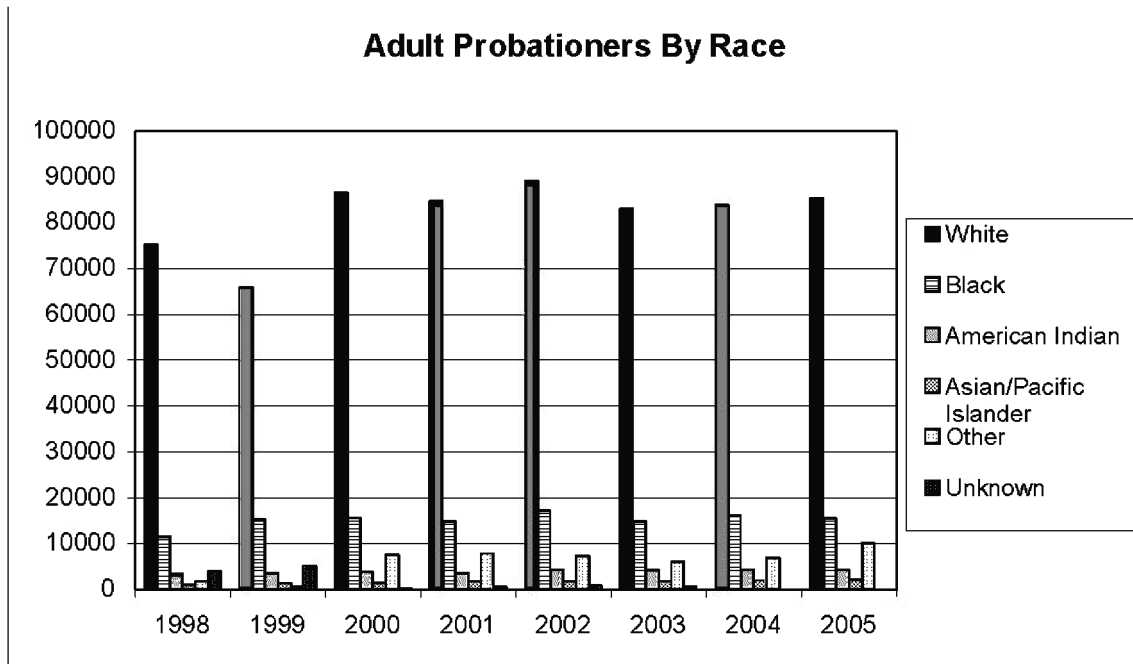


Figure 4. Juvenile Probationers By Race: 1998-2005

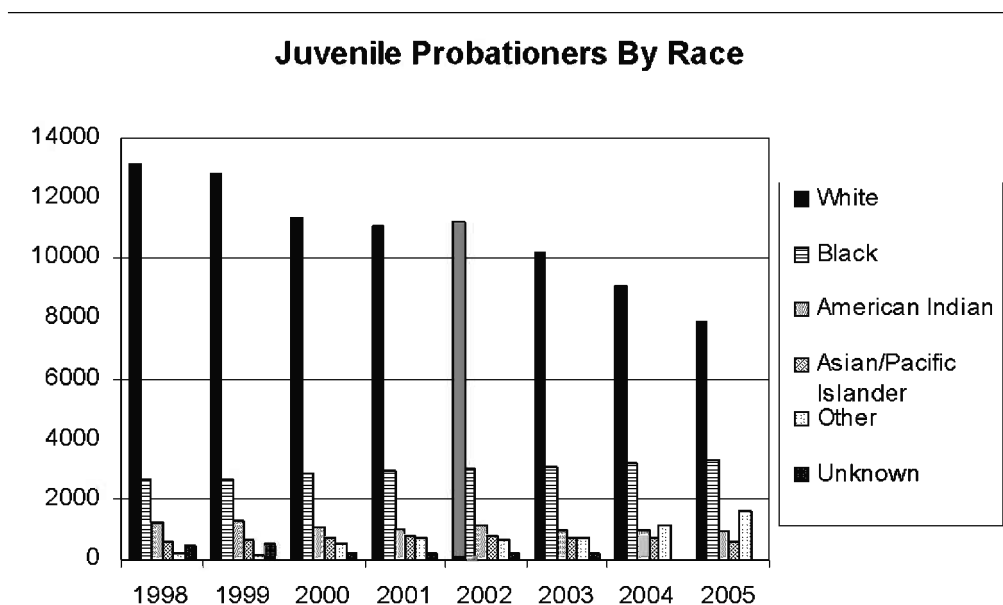
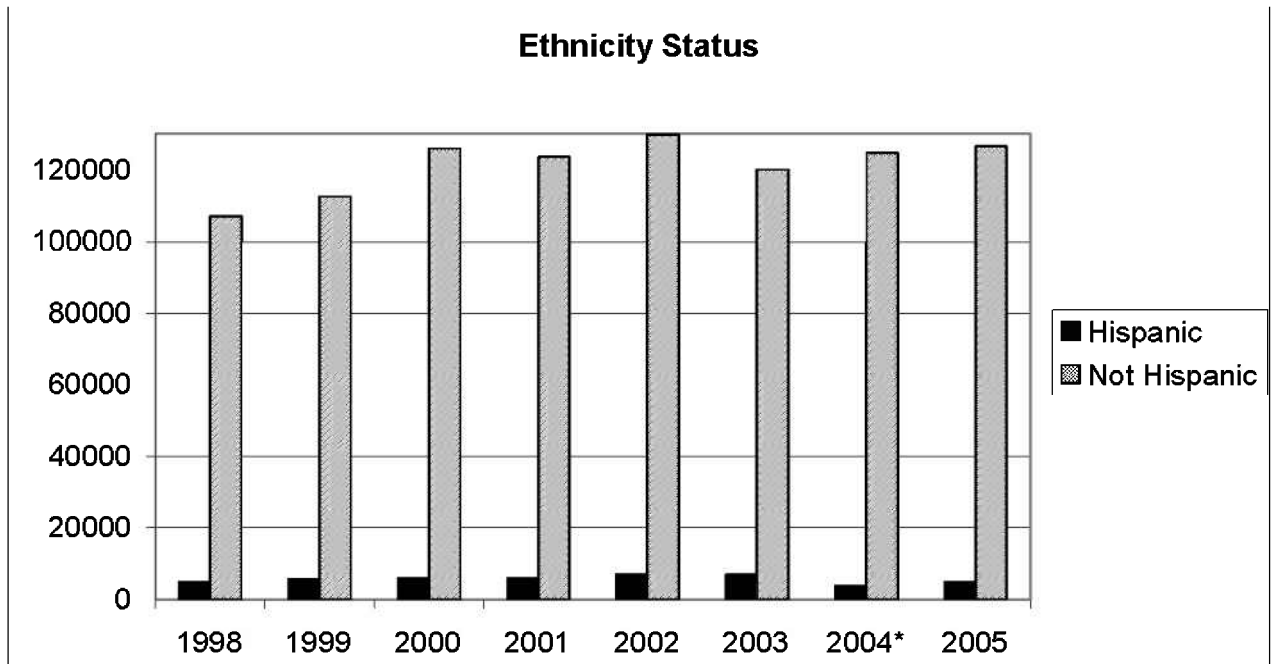


Figure 5. Ethnicity Status: 1998-2005



*2004 Hispanic numbers are under-reported due to software conversion issues that occurred in 2004.

Appendix A. 2005 Probation Survey and Instructions

Probation Survey

County:
Contact Person:

	Adult Felony Probationers	Adult GM Probationers	Adult Misd. Probationers	Juvenile Probationers	Total
1. 2004 Year-end population How many individuals were you supervising on 12/31/04?					
2. 2005 Entries How many individuals entered your caseload in 2005?					
3. 2005 Removals How many individuals were removed from your caseload in 2005?					
4. 2005 Year-end population How many individuals were you supervising on 12/31/05?					
5. Gender of 12/31/2005 population	Male				
	Female				
	(Must equal Line 4) Total				
6. Race of the 12/31/2005 population	White				
	Black				
	American Indian				
	Asian/Pacific Islander				
	Other				
(Must equal Line 4) Total					

7. Hispanic Origin of 12/31/2005 population Hispanic Non-Hispanic Unknown (Must equal line 4) Total						
8. Offense Categories Arson Assault Burglary Crime Against Family Crime Against Justice Crime Against Government Criminal Sexual Conduct Disturbing Peace Drugs DWI Escape/Flight Forgery Gambling Homicide Status/Federal/ Misc. Kidnapping Obscenity Property Damage Robbery Sex Related Stolen Property Theft Theft Related Traffic Accidents (exclude DWI) Vehicle Theft Weapons Total	Adult Felony	Adult GM	Adult Misd	Juvenile	Total	
	9. Comments					
	Completed by: _____ Phone: _____ Date: _____					

Instructions for Completing the Probation Survey

Thank you for your participation in this annual survey, which is conducted to provide supervision information to legislators, policymakers, the Minnesota Department of Corrections, Minnesota counties, and other government agencies. This survey is being mailed to:

Community Corrections directors, to collect all CCA county probation information

Department of Corrections District supervisors, to collect data on all probationers supervised by DOC felony agents and DOC contract agents, and

Chief probation officers in non-CCA counties, to collect data on all probationers supervised by non-CCA county agents.

One survey is enclosed for each county in which your office provides probation services. Please answer the questions for all probationers under your supervision.

Who should be counted as a “probationer”?

All probationers, regardless of conviction status, who were under the supervision of your agency as part of a court order at any time between December 31, 2004 and December 31, 2005.

Probationers for whom there is a court order for supervision and/or services such as restitution, community service, or monitoring.

Persons placed on probation under Minnesota Statutes 152.18 (“deferred adjudication” for certain drug offenders) and 609.135 (stay of imposition or execution) if you are providing probation supervision or services.

Persons who are sent to your county from another county or state for supervision.

Who is excluded as a “probationer”?

Persons on investigative status only, such as PSIs, pre-pleas, bail evaluations, etc.

Persons on “bench probation,” “court probation,” or “summary probation,” who have not been placed under the supervision of a probation agency.

Pre-trial diversion and pre-trial supervision cases.

Juveniles receiving services under a CHIPS petition.

Persons released from state correctional facilities, who are on supervised release, parole, intensive community supervision, etc.

Exclude from year-end counts (questions 1, 4, etc.) those whom you send to another county or state for supervision.

For questions 1-7, report each ***probationer*** only once, not the number of offenses or open files. If an offender is on probation for offenses of differing severity, count him/her in the category of highest severity. If a probationer is under both juvenile and adult supervision, count the offender only once, placing the individual as an adult or juvenile according to the more serious offense. If you are unable to eliminate double counting of individuals under both adult and juvenile supervision, asterisk the juvenile total on line 4 of page 1 and in the "Comments" section on page 2, estimate the number of juveniles also counted as adults.

Question 8: Report statistics on the most serious offense for which each offender was under supervision. This is a change from previous years in which the number of cases under supervision for each listed offense was reported.

Appendix B. 2005 Probation Survey Data By County

	2004 Year-end Population	2005 Entries	2005 Removals	2005 Year-end Population	Male	Female	White	Black	American Indian	Asian/Pacific Islander	Other Race	Unknown Race	Hispanic	Not Hispanic	Arson	Assault	Burglary	Crime Against Family	Crime Against Justice	Crime Against Government
Aitkin (CCA)																				
Felony	153	69	57	169	129	40	157	0	12	0	0	0	1	168	2	10	16	1	1	0
Gross Misdemeanor	252	115	110	256	206	50	222	3	30	0	1	0	0	256	1	0	1	2	2	4
Misdemeanor	209	174	177	203	170	33	183	4	14	0	2	0	0	203	0	15	0	0	3	1
Juvenile	102	66	94	74	55	19	62	0	8	0	4	0	0	74	0	13	7	1	2	0
Total	716	424	438	702	560	142	624	7	64	0	7	0	1	701	3	38	24	4	8	5
Anoka (CCA)																				
Felony	2633	682	793	2538	1936	602	2130	235	43	38	92	0	60	2478	10	204	205	11	34	5
Gross Misdemeanor	3166	966	1104	3043	2489	554	2386	138	62	31	426	0	56	2987	1	95	5	35	135	17
Misdemeanor	5138	4054	3804	5357	4068	1289	3177	264	70	52	1794	0	120	5237	2	611	0	0	279	115
Juvenile	1029	958	1215	772	559	213	526	92	14	16	124	0	14	758	2	134	40	0	27	1
Total	11966	6660	6916	11710	9052	2658	8219	729	189	137	2436	0	250	11460	15	1044	250	46	475	138
Becker (DOC)																				
Felony	255	132	100	291	217	74	197	4	78	0	12	0	0	291	2	17	39	5	9	0
Gross Misdemeanor	34	24	14	40	26	12	19	0	19	0	2	0	0	40	0	9	0	0	6	0
Misdemeanor	7	12	8	11	11	0	9	0	0	0	2	0	0	11	0	8	0	0	3	2
Juvenile	111	65	90	86	70	16	29	1	40	0	16	0	0	86	2	40	16	0	3	25
Total	407	233	212	428	326	102	254	5	137	0	32	0	0	428	4	74	55	5	21	27
Beltrami (DOC)																				
Felony	433	137	122	458	361	97	232	10	199	1	16	0	2	456	2	59	49	1	6	0
Gross Misdemeanor	202	75	81	186	134	52	74	5	95	1	11	0	2	184	1	26	2	4	22	0
Misdemeanor	43	33	20	56	48	8	19	0	27	0	10	0	0	56	1	47	0	1	7	14
Juvenile	239	118	153	204	134	70	53	0	122	0	29	0	1	203	5	72	16	1	20	117
Total	917	363	376	904	677	227	378	15	443	2	66	0	5	899	9	204	67	7	55	131
Benton (DOC)																				
Felony	357	119	133	353	279	74	297	35	12	3	6	0	3	350	1	42	30	2	7	0
Gross Misdemeanor	374	186	207	354	280	74	270	21	5	10	48	0	5	349	0	27	1	3	20	0
Misdemeanor	295	318	240	362	267	95	280	18	5	5	54	0	7	355	0	72	0	0	7	23
Juvenile	95	63	94	64	54	10	36	10	2	2	14	0	0	64	0	14	6	0	4	10
Total	1121	686	674	1133	890	253	883	84	24	20	122	0	15	1118	1	155	37	5	38	33
Big Stone (DOC/CPO)																				
Felony	25	5	6	24	20	4	19	3	1	0	1	0	0	24	0	2	1	0	0	0
Gross Misdemeanor	23	11	9	25	19	6	15	0	0	0	10	0	0	25	0	1	3	0	2	0
Misdemeanor	17	16	9	24	18	6	14	0	0	0	10	0	0	24	0	3	0	2	1	6
Juvenile	23	35	10	48	32	16	26	1	1	0	20	0	0	48	0	5	3	0	1	36
Total	88	67	34	121	89	32	74	4	2	0	41	0	0	121	0	11	7	2	4	42
Blue Earth (CCA)																				
Felony	300	158	128	338	280	58	271	30	4	1	32	0	2	336	1	17	32	1	9	0
Gross Misdemeanor	347	178	181	344	284	60	275	15	2	2	50	0	2	342	0	11	2	7	5	1
Misdemeanor	377	366	396	339	272	67	289	11	0	5	34	0	6	333	0	21	1	0	6	0
Juvenile	134	146	169	111	88	23	66	12	1	2	30	0	1	110	1	11	6	0	0	0
Total	1158	848	874	1132	924	208	901	68	7	10	146	0	11	1121	2	60	41	8	20	1
Brown (DOC/CPO)																				
Felony	97	56	33	123	103	20	112	3	1	1	6	0	2	121	6	9	20	1	2	0
Gross Misdemeanor	184	110	130	166	141	25	165	1	0	0	0	0	7	159	0	4	0	1	3	4
Misdemeanor	131	123	146	103	83	20	100	1	0	0	2	0	3	100	0	9	0	1	3	6
Juvenile	83	72	90	65	53	12	59	3	0	0	3	0	4	61	1	12	2	0	2	0
Total	495	361	399	457	380	77	436	8	1	1	11	0	16	441	7	34	22	3	10	10
Carlton (CCA)																				
Felony	261	112	107	276	216	60	190	15	64	1	6	0	3	273	2	24	12	2	9	1
Gross Misdemeanor	250	114	117	245	190	55	170	3	52	0	20	0	0	245	1	10	2	1	4	2
Misdemeanor	156	87	91	144	117	27	92	2	28	0	22	0	1	143	0	24	0	0	7	9
Juvenile	94	69	94	69	47	22	45	1	15	0	8	0	0	69	2	12	4	0	4	0
Total	761	382	409	734	570	164	497	21	159	1	56	0	4	730	5	70	18	3	24	12
Carver (DOC/CPO)																				
Felony	397	170	118	456	359	97	394	39	6	7	10	0	4	452	2	55	25	5	15	3
Gross Misdemeanor	504	249	271	487	392	95	429	23	5	1	29	0	7	480	0	47	10	20	31	3
Misdemeanor	636	449	453	620	493	127	557	24	6	6	27	0	35	585	1	142	0	0	33	21
Juvenile	219	254	229	244	180	64	191	20	2	2	29	0	3	241	3	60	16	0	9	48
Total	1756	1122	1071	1807	1424	383	1571	106	19	16	96	0	49	1758	6	304	51	25	88	75

	Criminal Sexual Conduct	Disturbing Peace	Drugs	DWI	Escape/Flight	Forgery	Gambling	Homicide	Status/Federal/Misc	Kidnapping	Obscenity	Property Damage	Robbery	Sex Related	Stolen Property	Theft	Theft Related	Traffic (exclude DWI)	Vehicle Theft	Weapons
Aitkin (CCA)																				
Felony	15	2	76	22	2	2	0	1	0	0	0	3	0	0	7	18	5	0	5	2
Gross Misd.	0	19	0	199	1	1	0	0	1	0	0	4	0	0	2	12	3	44	1	4
Misdemeanor	0	5	2	150	0	0	0	0	7	0	0	0	0	0	1	6	0	31	1	1
Juvenile	6	11	4	1	0	0	0	0	27	0	0	6	0	1	3	5	0	11	5	0
Total	21	37	82	372	3	3	0	1	35	0	0	13	0	1	13	41	8	86	12	7
Anoka (CCA)																				
Felony	210	12	934	148	99	197	4	16	2	5	8	57	36	4	115	278	251	24	105	24
Gross Misd.	15	17	4	2486	20	50	1	0	0	0	8	37	0	2	20	109	32	348	3	23
Misdemeanor	2	726	39	2216	2	6	1	0	1	0	9	95	0	0	42	455	11	1778	9	15
Juvenile	43	81	39	17	4	4	0	0	298	0	0	74	7	1	15	117	0	51	26	18
Total	270	836	1016	4867	125	257	6	16	301	5	25	263	43	7	192	959	294	2201	143	80
Becker (DOC)																				
Felony	21	10	62	34	24	7	0	3	1	0	0	9	5	2	5	47	31	3	17	8
Gross Misd.	3	0	0	25	0	2	0	0	0	0	0	0	0	0	1	3	0	7	0	1
Misdemeanor	0	1	3	2	0	0	0	0	0	0	0	1	0	0	0	0	1	5	0	0
Juvenile	4	16	5	1	0	0	0	0	5	0	0	19	1	1	5	16	0	4	19	1
Total	28	27	70	62	24	9	0	3	6	0	0	29	6	3	11	66	32	19	36	10
Beltrami (DOC)																				
Felony	42	1	120	36	42	20	1	0	0	0	0	12	4	0	10	60	26	7	37	12
Gross Misd.	1	4	1	177	5	9	0	0	1	0	1	7	0	0	2	19	6	20	0	1
Misdemeanor	0	6	1	17	0	0	0	0	0	0	0	2	0	0	1	4	2	11	0	0
Juvenile	12	41	10	6	10	1	0	0	25	0	0	15	1	1	6	37	0	10	40	7
Total	55	52	132	236	57	30	1	0	26	0	1	36	5	1	19	120	34	48	77	20
Benton (DOC)																				
Felony	30	3	126	21	14	24	0	1	0	0	0	14	2	0	11	41	32	6	9	3
Gross Misd.	5	2	1	286	0	4	0	0	0	0	1	6	0	0	3	11	7	42	0	4
Misdemeanor	0	61	2	201	0	0	0	0	2	0	0	3	0	0	1	13	2	47	0	0
Juvenile	1	13	5	1	0	0	0	0	4	0	0	6	0	0	0	20	1	0	3	2
Total	36	79	134	509	14	28	0	1	6	0	1	29	2	0	15	85	42	95	12	9
Big Stone (DOC/CPO)																				
Felony	0	0	1	17	0	0	0	0	0	0	0	1	0	0	1	0	2	0	0	0
Gross Misd.	0	0	0	12	0	0	0	0	1	0	0	1	0	0	0	0	1	1	0	0
Misdemeanor	0	0	2	1	1	0	0	1	0	0	0	6	0	0	0	7	0	5	1	0
Juvenile	2	0	16	30	1	1	0	1	1	0	1	8	0	0	1	13	6	6	1	1
Total	2	0	13	0	0	1	0	0	0	0	1	0	0	0	0	6	3	0	0	1
Blue Earth (CCA)																				
Felony	25	2	153	37	17	10	0	2	2	0	0	2	4	3	5	28	9	1	7	3
Gross Misd.	3	9	0	259	11	12	0	0	1	0	0	12	0	0	5	18	11	25	0	1
Misdemeanor	1	13	2	308	0	2	0	0	6	0	0	2	0	0	1	4	0	6	2	0
Juvenile	8	14	5	4	0	1	0	0	57	0	0	17	1	0	8	16	1	3	4	9
Total	37	38	160	608	28	25	0	2	66	0	0	33	5	3	19	66	21	35	13	13
Brown (DOC/CPO)																				
Felony	8	1	29	8	4	7	0	1	0	0	0	4	0	2	5	19	8	4	0	0
Gross Misd.	1	2	1	123	1	0	0	0	1	0	0	6	0	0	2	12	2	19	0	2
Misdemeanor	0	4	0	64	2	0	0	0	1	0	1	0	0	0	0	0	1	29	0	0
Juvenile	1	8	3	5	2	0	0	0	21	0	0	15	1	0	1	11	1	10	3	3
Total	10	15	33	200	9	7	0	1	23	0	1	25	1	2	9	42	12	62	3	5
Carlton (CCA)																				
Felony	17	3	100	33	6	9	2	0	0	1	1	4	1	0	6	17	24	8	10	7
Gross Misd.	1	3	0	215	1	3	0	0	0	0	0	5	0	0	1	4	1	29	0	1
Misdemeanor	0	16	2	94	0	0	0	0	3	0	0	3	0	0	0	7	2	9	0	0
Juvenile	3	3	0	4	0	0	0	0	60	0	0	9	0	0	0	3	3	0	3	4
Total	21	25	102	346	7	12	2	0	63	1	1	21	1	0	7	31	30	46	13	12
Carver (DOC/CPO)																				
Felony	33	2	205	17	11	33	0	2	1	2	3	21	3	1	10	48	37	12	8	2
Gross Misd.	8	5	2	292	2	11	0	0	9	0	0	11	0	0	8	23	15	71	0	7
Misdemeanor	1	72	7	264	0	1	0	0	12	0	2	9	0	0	0	22	2	175	6	3
Juvenile	15	57	24	4	1	2	0	0	20	0	0	20	3	0	10	48	1	40	2	7
Total	57	136	238	577	14	47	0	2	42	2	5	61	6	1	29	141	55	298	16	19

	2004 Year-end Population	2005 Entries	2005 Removals	2005 Year-end Population	Male	Female	White	Black	American Indian	Asian/Pacific Islander	Other Race	Unknown Race	Hispanic	Not Hispanic	Arson	Assault	Burglary	Crime Against Family	Crime Against Justice	Crime Against Government
Cass (DOC/CPO)																				
Felony	327	141	87	385	283	102	186	4	183	0	12	0	4	381	3	42	44	4	4	0
Gross Misdemeanor	340	214	167	385	283	102	180	2	195	0	8	0	2	383	0	10	2	3	38	8
Misdemeanor	159	150	100	207	148	59	113	0	87	0	7	0	0	207	0	46	0	0	14	1
Juvenile	135	106	106	135	91	44	58	1	73	0	3	0	0	135	1	36	23	0	6	1
Total	961	611	460	1112	805	307	537	7	538	0	30	0	6	1106	4	134	69	7	62	10
Chippewa (CCA)																				
Felony	62	54	54	63	48	15	54	1	2	0	6	0	4	59	0	5	2	0	2	1
Gross Misdemeanor	78	69	81	68	56	12	59	1	3	0	5	0	6	62	0	3	3	0	1	0
Misdemeanor	48	91	79	57	51	6	52	1	2	0	2	0	9	48	0	14	0	0	3	2
Juvenile	16	28	15	29	21	8	26	1	0	0	2	0	1	28	0	7	3	0	0	0
Total	204	242	229	217	176	41	191	4	7	0	15	0	20	197	0	29	8	0	6	3
Chisago (DOC/CPO)																				
Felony	324	161	123	364	295	69	340	10	7	1	6	0	0	364	0	24	22	3	7	1
Gross Misdemeanor	422	231	208	445	370	75	408	9	10	1	17	0	1	444	1	12	4	7	23	15
Misdemeanor	1088	1044	934	1196	925	271	476	9	7	4	700	0	0	1196	0	143	0	0	48	148
Juvenile	124	258	227	155	105	50	43	3	0	0	109	0	0	155	0	18	6	0	2	1
Total	1958	1694	1492	2160	1695	465	1267	31	24	6	832	0	1	2159	1	197	32	10	80	165
Clay (DOC)																				
Felony	432	219	181	479	374	105	374	24	47	2	32	0	17	462	0	50	26	30	18	0
Gross Misdemeanor	68	25	31	59	52	7	51	3	3	0	2	0	2	57	0	20	1	4	10	1
Misdemeanor	135	89	110	108	88	20	86	5	11	1	5	0	5	103	0	79	0	0	16	2
Juvenile	305	230	299	236	165	71	155	2	26	0	53	0	20	216	5	56	30	1	17	46
Total	940	563	621	892	679	203	666	34	87	3	92	0	44	838	5	205	57	35	61	49
Cleanwater (DOC)																				
Felony	118	36	37	119	93	26	77	0	35	0	7	0	0	119	0	17	19	0	5	1
Gross Misdemeanor	72	27	23	75	55	20	39	0	27	0	9	0	0	75	0	4	0	2	6	1
Misdemeanor	14	17	11	19	16	3	11	0	4	0	4	0	0	19	0	8	0	0	1	1
Juvenile	38	25	30	33	28	5	17	1	8	0	7	0	0	33	0	4	0	0	0	2
Total	242	105	101	246	192	54	144	1	74	0	27	0	0	246	0	33	19	2	12	5
Cook (CCA)																				
Felony	31	17	14	34	25	9	28	0	6	0	0	0	0	34	0	3	0	0	1	0
Gross Misdemeanor	33	23	26	31	29	2	23	0	6	0	2	0	0	31	0	0	0	1	1	0
Misdemeanor	61	54	49	65	49	16	48	1	11	0	5	0	0	65	0	8	0	0	2	2
Juvenile	16	21	26	11	7	4	4	0	1	0	6	0	0	11	0	0	0	0	1	0
Total	141	115	115	141	110	31	103	1	24	0	13	0	0	141	0	11	0	1	5	2
Cottonwood (DOC)																				
Felony	60	24	15	70	54	16	56	3	1	7	3	0	3	67	1	6	8	0	4	1
Gross Misdemeanor	45	34	36	42	32	10	37	0	0	3	2	0	5	37	0	7	1	1	1	1
Misdemeanor	24	42	21	45	31	14	36	1	1	7	0	0	7	38	0	21	0	0	1	1
Juvenile	35	22	31	26	22	4	20	2	0	4	0	0	0	26	1	8	2	0	0	0
Total	164	122	103	183	139	44	149	6	2	21	5	0	15	168	2	42	11	1	6	3
Crow Wing (CCA)																				
Felony	445	194	182	466	370	96	417	17	27	5	0	0	0	466	1	29	41	0	7	0
Gross Misdemeanor	356	221	176	403	317	86	351	11	38	0	3	0	0	403	1	11	3	2	31	28
Misdemeanor	390	373	260	492	368	124	453	8	20	6	5	0	0	492	0	51	0	0	10	28
Juvenile	222	307	299	230	176	54	203	4	10	0	13	0	0	230	1	60	23	0	6	2
Total	1413	1095	917	1591	1231	360	1424	40	95	11	21	0	0	1591	3	151	67	2	56	58
Dakota (CCA)																				
Felony	2955	1098	964	3139	2376	763	2288	471	57	72	251	0	51	3088	15	269	197	12	60	7
Gross Misdemeanor	2049	944	878	2131	1747	384	1710	194	38	31	158	0	83	2048	0	123	5	18	154	19
Misdemeanor	2283	1708	1513	2412	1905	507	1801	243	39	72	257	0	159	2253	1	445	1	0	142	208
Juvenile	696	673	591	778	602	176	516	172	19	20	51	0	54	724	15	260	80	0	53	120
Total	7983	4423	3946	8460	6630	1830	6315	1080	153	195	717	0	347	8113	31	1097	283	30	409	354
Dodge (CCA)																				
Felony	80	60	40	103	85	18	94	2	1	0	6	0	9	94	0	11	16	4	5	1
Gross Misdemeanor	69	59	45	85	76	9	80	1	1	0	3	0	11	74	1	3	2	0	3	1
Misdemeanor	25	27	27	20	15	5	20	0	0	0	0	0	1	19	0	12	0	0	1	0
Juvenile	54	47	54	47	40	7	42	1	0	0	4	0	6	41	1	9	9	0	3	2
Total	228	193	166	255	216	39	236	4	2	0	13	0	27	228	2	35	27	4	12	4

	Criminal Sexual Conduct	Disturbing Peace	Drugs	DWI	Escape/Flight	Forgery	Gambling	Homicide	Status/Federal Misc	Kidnapping	Obscenity	Property Damage	Robbery	Sex Related	Stolen Property	Theft	Theft Related	Traffic (exclude DWI)	Vehicle Theft	Weapons
Cass (DOC/CPO)																				
Felony	17	0	124	28	29	21	0	2	0	0	1	5	6	1	28	35	25	8	13	10
Gross Misd.	4	1	1	295	5	15	0	0	0	0	2	3	0	0	5	13	6	72	1	4
Misdemeanor	0	7	0	153	0	0	0	0	5	0	0	5	0	0	1	2	0	18	0	0
Juvenile	13	18	11	4	2	1	0	1	37	0	0	12	4	0	1	15	0	3	18	7
Total	34	26	136	480	36	37	0	3	42	0	3	25	10	1	35	65	31	101	32	21
Chippewa (CCA)																				
Felony	7	1	24	0	1	6	0	0	0	0	0	4	0	0	1	5	2	5	1	2
Gross Misd.	0	2	0	55	0	1	0	0	0	0	0	3	0	0	0	2	0	5	0	0
Misdemeanor	0	6	1	12	0	0	0	0	0	0	0	1	0	0	0	1	0	27	0	0
Juvenile	0	4	2	0	0	0	0	0	5	0	0	2	0	0	4	8	0	5	0	1
Total	7	13	27	67	1	7	0	0	5	0	0	10	0	0	5	16	2	42	1	3
Chisago (DOC/CPO)																				
Felony	33	4	135	27	12	25	0	3	1	1	0	2	2	3	16	46	26	14	16	6
Gross Misd.	2	3	1	315	3	4	0	0	6	0	0	12	1	1	4	16	8	56	1	1
Misdemeanor	0	99	2	376	0	0	0	0	55	0	0	14	0	1	1	34	2	416	4	3
Juvenile	5	17	2	3	0	0	0	1	86	0	0	9	0	0	0	16	0	26	3	0
Total	40	123	140	721	15	29	0	4	148	1	0	37	3	5	21	112	36	512	24	10
Clay (DOC)																				
Felony	35	4	144	38	13	24	0	2	3	2	2	16	2	3	26	62	40	6	11	2
Gross Misd.	2	1	0	26	0	2	0	0	1	0	0	3	0	0	0	2	0	2	0	1
Misdemeanor	0	14	13	2	0	1	0	0	1	0	1	4	0	0	1	8	2	2	1	2
Juvenile	5	36	19	5	2	2	0	0	27	0	0	27	0	0	7	45	1	44	13	5
Total	42	55	176	71	15	29	0	2	32	2	3	50	2	3	34	117	43	54	25	10
Cleanwater (DOC)																				
Felony	17	0	21	5	5	8	0	0	1	0	0	5	1	1	4	16	7	2	7	2
Gross Misd.	1	2	0	62	2	2	0	0	1	0	0	1	0	0	2	6	1	5	1	1
Misdemeanor	1	3	0	10	0	0	0	0	0	0	0	0	0	0	0	0	0	1	1	0
Juvenile	7	11	1	1	1	1	0	0	1	0	0	6	0	0	1	5	0	0	4	0
Total	26	16	22	78	8	11	0	0	3	0	0	12	1	1	7	27	8	8	13	3
Cook (CCA)																				
Felony	3	0	12	4	0	0	0	0	0	0	0	1	0	0	0	7	2	4	1	0
Gross Misd.	0	0	0	26	0	0	0	0	0	0	0	3	0	0	0	0	0	4	0	0
Misdemeanor	0	5	0	43	0	0	0	0	2	0	0	0	0	0	0	3	0	8	0	0
Juvenile	0	1	0	1	0	0	0	0	2	0	0	5	0	1	0	0	0	0	0	0
Total	3	6	12	74	0	0	0	0	4	0	0	9	0	1	0	10	2	16	1	0
Cottonwood (DOC)																				
Felony	9	0	27	3	1	5	0	0	0	0	0	3	0	0	0	8	5	0	1	1
Gross Misd.	0	3	0	28	0	0	0	0	0	0	0	0	0	0	0	5	2	3	0	0
Misdemeanor	0	6	0	12	0	0	0	0	0	0	0	3	0	0	0	1	0	12	0	0
Juvenile	8	3	2	0	0	0	0	0	5	0	0	3	0	0	1	4	0	1	2	0
Total	17	12	29	43	1	5	0	0	5	0	0	9	0	0	1	18	7	16	3	1
Crow Wing (CCA)																				
Felony	45	2	183	32	20	33	0	2	9	1	0	9	5	8	24	34	27	10	26	4
Gross Misd.	4	7	3	275	4	20	0	0	1	0	0	6	0	0	10	29	5	64	0	5
Misdemeanor	0	14	0	416	0	1	0	0	2	0	0	5	0	0	1	6	0	45	3	2
Juvenile	24	19	17	3	3	1	0	0	132	0	0	53	1	0	8	32	1	31	18	3
Total	73	42	203	726	27	55	0	2	144	1	0	73	6	8	43	101	33	150	47	14
Dakota (CCA)																				
Felony	201	2	1292	199	49	174	0	4	3	6	8	91	45	8	75	427	232	50	85	37
Gross Misd.	23	14	1	1729	11	29	0	0	3	2	1	29	0	2	8	68	36	234	1	11
Misdemeanor	18	206	13	1306	1	0	0	0	16	0	0	26	0	2	2	59	2	449	4	3
Juvenile	29	306	89	12	3	11	0	1	80	0	1	128	17	2	48	209	8	72	67	50
Total	271	528	1395	3246	64	214	0	5	102	8	10	274	62	14	133	763	278	805	157	101
Dodge (CCA)																				
Felony	0	3	31	14	2	2	0	1	0	0	0	3	0	0	4	12	7	2	1	4
Gross Misd.	1	7	0	60	0	1	0	0	1	0	0	2	0	0	2	2	0	11	0	0
Misdemeanor	0	3	0	6	0	0	0	0	0	0	0	1	0	0	0	1	0	11	0	0
Juvenile	0	10	3	0	0	1	0	0	30	0	1	10	0	0	3	11	2	1	1	1
Total	1	23	34	80	2	4	0	1	31	0	1	16	0	0	9	26	9	25	2	5

	2004 Year-end Population	2005 Entries	2005 Removals	2005 Year-end Population	Male	Female	White	Black	American Indian	Asian/Pacific Islander	Other Race	Unknown Race	Hispanic	Not Hispanic	Arson	Assault	Burglary	Crime Against Family	Crime Against Justice	Crime Against Government
Douglas (DOC)																				
Felony	218	79	75	226	176	50	207	12	5	1	1	0	1	225	2	17	41	0	8	0
Gross Misd.	164	121	97	187	147	40	177	1	3	1	5	0	1	186	0	4	3	2	10	6
Misdemeanor	31	32	38	22	20	2	20	2	0	0	0	0	0	22	0	14	0	0	4	5
Juvenile	124	141	133	132	97	35	122	8	0	1	1	0	5	127	0	19	13	0	3	43
Total	537	373	343	567	440	127	526	23	8	3	7	0	7	560	2	54	57	2	26	54
Faribault (DOC)																				
Felony	89	30	23	96	71	25	92	3	1	0	0	0	2	94	0	6	7	0	2	0
Gross Misd.	60	30	26	68	57	11	66	1	1	0	0	0	2	66	0	4	1	1	6	1
Misdemeanor	49	54	25	74	65	9	68	2	1	0	3	0	5	69	0	27	0	1	4	5
Juvenile	49	48	50	47	36	11	42	1	0	0	4	0	1	46	3	13	3	0	1	10
Total	247	162	124	285	229	56	268	7	3	0	7	0	10	275	3	50	11	2	13	16
Fillmore (CCA)																				
Felony	57	38	27	71	56	15	68	1	0	0	2	0	3	68	0	9	13	0	3	1
Gross Misd.	91	53	47	100	89	11	94	0	0	0	6	0	0	100	0	5	1	0	2	0
Misdemeanor	88	90	68	104	86	18	96	0	1	1	6	0	0	104	0	16	0	0	7	1
Juvenile	38	62	54	46	33	13	45	0	0	0	1	0	0	46	0	6	4	0	0	10
Total	274	243	196	321	264	57	303	1	1	1	15	0	3	318	0	36	18	0	12	12
Freebom (DOC/CPO)																				
Felony	172	112	80	205	160	45	182	7	4	1	11	0	10	195	1	24	11	1	2	1
Gross Misd.	161	121	80	210	169	41	186	9	0	0	15	0	12	198	0	11	0	2	9	2
Misdemeanor	172	231	145	249	202	47	216	7	1	4	21	0	22	227	0	48	0	0	19	1
Juvenile	128	156	148	136	85	51	128	2	0	0	6	0	15	121	0	21	6	0	1	1
Total	633	620	453	800	616	184	712	25	5	5	53	0	59	741	1	104	17	3	31	5
Goodhue (DOC/CPO)																				
Felony	0	0	0	0	0	0	0	0	0	0	0	0	0	0	0	0	0	0	0	0
Gross Misd.	252	166	152	275	228	47	243	16	9	3	4	0	8	267	0	15	1	0	14	6
Misdemeanor	365	351	295	412	303	109	364	24	11	6	7	0	17	395	0	76	0	0	12	27
Juvenile	137	203	205	135	95	40	114	10	10	0	1	0	7	128	0	29	4	0	9	9
Total	754	720	652	822	626	196	721	50	30	9	12	0	32	790	0	120	5	0	35	42
Grant (DOC/CPO)																				
Felony	37	10	18	29	21	8	27	0	1	1	0	0	0	29	0	1	2	0	1	0
Gross Misd.	34	10	5	40	36	4	30	0	0	0	10	0	0	40	0	3	0	0	1	0
Misdemeanor	18	21	9	29	21	8	13	0	0	0	16	0	0	29	0	4	0	0	1	2
Juvenile	17	31	5	43	35	8	26	0	0	0	17	0	0	43	0	9	6	0	0	23
Total	106	72	37	141	113	28	96	0	1	1	43	0	0	141	0	17	8	0	3	25
Hennepin (CCA)																				
Felony	9713	4274	4995	8992	6982	2010	4432	3971	290	239	60	0	112	8880	28	866	409	27	127	14
Gross Misd.	7194	3539	3279	7454	5835	1619	5695	1318	175	148	118	0	221	7233	1	170	21	97	88	9
Misdemeanor	8148	10745	11060	7833	5832	2001	5347	1673	125	229	459	0	399	7434	0	707	2	4	51	66
Juvenile	4080	3125	3285	3920	2814	1106	1112	2046	250	263	249	0	325	3595	28	561	187	0	81	22
Total	29135	21683	22619	28199	21463	6736	16586	9008	840	879	886	0	1057	27142	57	2304	619	128	347	111
Houston (DOC/CPO)																				
Felony	5	1	2	0	0	0	0	0	0	0	0	0	0	0	0	1	1	0	0	0
Gross Misd.	110	81	53	149	117	32	107	3	0	0	39	0	0	149	0	3	0	0	3	5
Misdemeanor	342	237	261	308	208	100	144	1	0	0	163	0	1	307	0	5	0	0	12	74
Juvenile	67	70	64	73	57	16	42	6	0	0	25	0	0	73	0	13	12	0	5	13
Total	524	389	380	530	382	148	293	10	0	0	227	0	1	629	0	22	13	0	20	92
Hubbard (DOC)																				
Felony	107	47	21	136	102	34	97	2	14	0	23	0	0	136	1	18	39	4	1	0
Gross Misd.	73	40	26	84	63	21	55	2	5	0	22	0	1	83	0	4	0	0	5	1
Misdemeanor	4	10	7	7	5	2	3	0	0	0	4	0	0	7	0	5	0	0	0	2
Juvenile	41	20	31	30	23	7	20	0	4	0	6	0	0	30	1	5	2	0	1	7
Total	225	117	85	257	193	64	175	4	23	0	55	0	1	256	2	32	41	4	7	10
Isanti (DOC/CPO)																				
Felony	225	149	94	286	216	70	267	3	6	0	10	0	1	285	2	21	23	5	5	0
Gross Misd.	287	151	119	313	269	44	289	5	3	0	16	0	0	313	0	6	0	1	17	5
Misdemeanor	629	543	374	798	615	183	176	1	1	1	619	0	0	798	0	48	0	1	35	21
Juvenile	117	155	172	100	77	23	59	2	2	1	36	0	0	100	0	18	5	0	4	1
Total	1258	998	759	1497	1177	320	791	11	12	2	681	0	1	1496	2	93	28	7	61	27

	Criminal Sexual Conduct	Disturbing Peace	Drugs	DWI	Escape/Flight	Forgery	Gambling	Homicide	Status/Federal Misc	Kidnapping	Obscenity	Property Damage	Robbery	Sex Related	Stolen Property	Theft	Theft Related	Traffic (exclude DWI)	Vehicle Theft	Weapons
Douglas (DOC)																				
Felony	31	0	50	12	9	23	0	1	0	1	0	6	0	3	9	38	23	3	10	6
Gross Misd.	0	4	0	150	1	3	0	0	1	0	2	7	0	0	2	13	11	8	0	0
Misdemeanor	0	2	0	7	0	1	0	0	0	0	0	0	0	0	0	1	0	3	1	0
Juvenile	9	38	2	3	2	1	0	0	11	0	0	23	1	0	1	40	0	13	0	3
Total	40	44	52	172	12	28	0	1	12	1	2	36	1	3	12	92	34	27	11	9
Faribault (DOC)																				
Felony	10	1	41	3	0	2	0	0	1	0	0	2	0	0	7	16	4	5	0	2
Gross Misd.	2	2	0	49	0	0	0	0	0	0	0	3	0	0	2	4	2	4	0	0
Misdemeanor	0	16	1	30	0	0	0	0	0	0	0	2	0	0	0	0	0	11	0	0
Juvenile	1	5	2	1	0	0	0	0	23	0	2	3	0	0	4	5	0	2	3	1
Total	13	24	44	83	0	2	0	0	24	0	2	10	0	0	13	25	6	22	3	3
Fillmore (CCA)																				
Felony	0	0	24	10	2	1	0	0	4	0	0	2	0	0	0	9	3	1	2	1
Gross Misd.	0	1	0	79	0	0	0	0	6	0	0	2	0	0	0	4	1	6	0	0
Misdemeanor	0	13	0	51	0	0	0	0	18	0	0	2	0	0	0	0	0	15	0	0
Juvenile	0	7	4	10	0	1	0	0	15	0	0	4	0	0	0	7	1	9	3	0
Total	0	21	28	150	2	2	0	0	43	0	0	10	0	0	0	20	5	31	5	1
Freebom (DOC/CPO)																				
Felony	11	1	121	10	5	4	0	0	0	0	0	2	3	0	4	20	6	2	5	1
Gross Misd.	1	1	0	133	0	6	0	0	4	0	0	1	0	0	4	26	2	22	0	1
Misdemeanor	1	28	1	85	0	1	0	0	48	0	0	0	0	0	2	11	0	51	1	0
Juvenile	3	48	10	1	0	0	0	0	58	0	0	7	1	0	6	30	0	12	4	3
Total	16	78	132	229	5	11	0	0	110	0	0	10	4	0	16	87	8	87	10	5
Goodhue (DOC/CPO)																				
Felony	0	0	0	0	0	0	0	0	0	0	0	0	0	0	0	0	0	0	0	0
Gross Misd.	2	2	0	182	3	4	0	0	0	0	0	1	0	1	0	6	10	43	0	0
Misdemeanor	0	35	0	181	0	0	0	0	1	0	0	3	0	0	2	12	5	118	1	0
Juvenile	4	47	14	17	0	1	0	0	25	0	2	3	2	0	1	14	2	15	7	1
Total	6	84	14	380	3	5	0	0	26	0	2	7	2	1	3	32	17	176	8	1
Grant (DOC/CPO)																				
Felony	3	0	11	2	2	1	0	0	0	0	0	1	0	0	0	8	3	1	0	0
Gross Misd.	0	0	0	38	0	0	0	0	0	0	0	1	0	1	0	1	0	5	0	0
Misdemeanor	0	0	1	22	0	0	0	0	0	0	0	1	0	0	0	1	2	1	0	0
Juvenile	0	0	2	1	0	0	0	0	2	0	0	3	0	0	0	3	0	1	4	1
Total	3	0	14	63	2	1	0	0	2	0	0	6	0	1	0	13	5	8	4	1
Hennepin (CCA)																				
Felony	499	68	3199	426	344	521	2	26	0	42	44	157	223	19	189	517	879	25	207	128
Gross Misd.	23	136	10	6345	16	30	3	1	0	1	10	57	0	88	14	64	87	133	7	37
Misdemeanor	0	739	28	4966	4	3	1	0	0	0	18	109	2	25	5	154	46	821	13	8
Juvenile	169	314	167	0	90	16	1	5	573	4	9	203	207	1	100	149	263	112	154	112
Total	691	1257	3404	11737	454	570	7	32	573	47	81	526	432	133	308	884	1275	1091	381	285
Houston (DOC/CPO)																				
Felony	0	0	0	0	0	0	0	0	1	0	0	0	0	0	0	0	0	0	0	0
Gross Misd.	0	8	0	100	0	1	0	0	0	0	0	2	0	1	0	2	2	29	0	0
Misdemeanor	0	28	1	85	1	0	0	0	0	0	0	0	0	0	0	46	1	135	0	0
Juvenile	1	22	7	2	0	0	0	0	20	0	0	15	0	2	1	24	2	13	8	4
Total	1	58	8	187	1	1	0	0	21	0	0	17	0	3	1	72	5	177	8	4
Hubbard (DOC)																				
Felony	8	0	52	10	0	4	0	1	0	0	2	2	1	0	5	14	6	0	0	0
Gross Misd.	0	1	0	59	3	3	0	0	0	0	1	3	0	0	5	12	3	4	0	2
Misdemeanor	0	1	0	0	0	0	0	0	0	0	0	0	0	0	0	0	0	0	0	0
Juvenile	2	7	4	3	0	0	0	0	2	0	0	0	0	0	0	8	0	4	5	0
Total	10	9	56	72	3	7	0	1	2	0	3	5	1	0	10	34	9	8	5	2
Isanti (DOC/CPO)																				
Felony	30	0	102	19	18	13	1	0	0	1	0	10	0	0	9	32	20	8	4	5
Gross Misd.	0	6	1	238	1	2	0	0	0	0	3	1	0	1	2	10	1	46	0	3
Misdemeanor	0	84	2	228	0	1	0	0	1	0	1	5	0	0	0	70	1	363	0	0
Juvenile	6	16	4	2	0	1	0	0	32	0	0	14	0	1	0	7	0	10	2	0
Total	36	106	109	487	19	17	1	0	33	1	4	30	0	2	11	119	22	427	6	8

	2004 Year-end Population	2005 Entries	2005 Removals	2005 Year-end Population	Male	Female	White	Black	American Indian	Asian/Pacific Islander	Other Race	Unknown Race	Hispanic	Not Hispanic	Arson	Assault	Burglary	Crime Against Family	Crime Against Justice	Crime Against Government
Itasca (DOC/CPO)																				
Felony	441	194	157	478	384	94	288	2	58	0	130	0	0	478	7	66	81	3	15	0
Gross Misd.	380	229	175	413	342	71	338	5	61	0	9	0	2	411	1	23	0	6	42	25
Misdemeanor	109	123	85	148	121	27	117	5	20	0	6	0	2	146	0	50	0	0	22	11
Juvenile	238	232	251	219	158	61	150	5	47	0	17	0	2	217	4	40	19	1	9	8
Total	1148	778	668	1258	1005	253	893	17	186	0	162	0	6	1252	12	179	100	10	88	44
Jackson (DOC/CPO)																				
Felony	53	20	7	67	53	14	53	2	0	6	6	0	3	64	0	10	14	3	1	0
Gross Misd.	102	30	51	87	75	12	75	1	3	2	6	0	2	85	0	1	2	5	2	2
Misdemeanor	248	94	118	217	189	48	188	4	0	11	14	0	5	212	0	25	0	3	2	7
Juvenile	55	62	75	42	36	6	35	1	0	5	1	0	1	41	0	8	3	0	0	0
Total	458	206	251	413	333	80	351	8	3	24	27	0	11	402	0	44	19	11	5	9
Kanabec (DOC/CPO)																				
Felony	134	60	42	152	124	28	125	0	2	0	25	0	0	152	1	18	17	3	5	1
Gross Misd.	220	73	96	201	163	38	168	0	2	0	31	0	0	201	0	9	0	2	12	4
Misdemeanor	348	267	211	398	300	98	172	3	1	0	222	0	0	398	0	40	0	0	16	18
Juvenile	86	68	75	79	59	20	49	0	0	0	30	0	0	79	0	29	3	0	3	0
Total	786	468	424	830	646	184	514	3	5	0	308	0	0	830	1	96	20	5	36	23
Kandiyohi (CCA)																				
Felony	362	193	151	423	344	79	402	14	4	1	2	0	163	260	4	41	38	5	12	1
Gross Misd.	309	172	165	311	240	71	291	7	9	0	4	0	109	202	0	10	1	5	15	4
Misdemeanor	448	318	325	427	345	82	398	13	9	1	6	0	211	216	0	56	0	0	14	16
Juvenile	112	187	174	125	90	35	121	0	0	0	4	0	53	72	0	22	7	0	0	17
Total	1231	870	815	1286	1019	267	1212	34	22	2	16	0	536	750	4	129	46	10	41	38
Kittson (DOC)																				
Felony	19	7	11	15	9	6	13	1	1	0	0	0	0	15	0	1	0	0	0	0
Gross Misd.	2	3	2	3	3	0	3	0	0	0	0	0	0	3	0	0	0	0	0	1
Misdemeanor	0	1	0	1	1	0	1	0	0	0	0	0	0	1	0	0	0	0	0	0
Juvenile	4	2	4	2	1	1	2	0	0	0	0	0	0	2	0	0	0	0	0	2
Total	25	13	17	21	14	7	19	1	1	0	0	0	0	21	0	1	0	0	0	3
Koochiching (CCA)																				
Felony	155	34	30	159	134	25	140	7	9	2	1	0	0	159	0	9	24	0	2	0
Gross Misd.	129	36	40	129	99	30	104	0	21	1	3	0	0	129	0	2	1	0	6	3
Misdemeanor	123	57	66	110	86	24	94	1	8	0	7	0	0	110	0	8	0	0	8	7
Juvenile	48	35	46	37	27	10	32	0	3	0	2	0	0	37	2	2	1	0	2	0
Total	455	162	182	435	346	89	370	8	41	3	13	0	0	435	2	21	26	0	18	10
Lac Qui Parle (CCA)																				
Felony	29	13	14	28	20	8	25	1	0	0	2	0	0	28	0	3	2	0	2	0
Gross Misd.	15	26	11	29	22	7	25	0	0	0	4	0	0	29	0	0	1	1	1	0
Misdemeanor	7	49	12	45	36	9	35	1	3	0	6	0	4	41	0	8	0	0	3	1
Juvenile	18	11	15	14	11	3	12	0	0	0	2	0	0	14	0	1	1	0	0	0
Total	69	99	52	116	89	27	97	2	3	0	14	0	4	112	0	12	4	1	6	1
Lake (CCA)																				
Felony	53	32	19	68	55	13	59	0	3	0	6	0	0	68	0	7	12	1	2	0
Gross Misd.	55	33	28	59	44	15	54	1	0	0	4	0	0	59	0	2	2	1	8	3
Misdemeanor	40	23	23	39	34	5	37	0	0	0	2	0	0	39	0	6	0	0	2	0
Juvenile	25	31	43	13	8	5	7	0	0	0	6	0	0	13	0	1	1	0	0	0
Total	173	119	113	179	141	38	157	1	3	0	18	0	0	179	0	16	15	2	12	3
Lake Of The Woods (DOC)																				
Felony	12	5	5	12	10	2	10	0	2	0	0	0	0	12	0	0	0	0	1	0
Gross Misd.	15	22	6	31	27	4	31	0	0	0	0	0	0	31	0	0	0	0	3	0
Misdemeanor	5	9	5	9	5	4	6	0	0	0	3	0	0	9	0	1	0	0	1	4
Juvenile	2	2	2	2	0	2	2	0	0	0	0	0	0	2	0	0	0	0	0	1
Total	34	38	18	54	42	12	49	0	2	0	3	0	0	54	0	1	0	0	5	5
LeSueur																				
Felony	125	57	52	133	108	25	110	4	2	1	16	0	3	130	1	17	20	2	4	0
Gross Misd.	74	70	51	92	73	19	85	3	3	0	1	0	4	88	0	4	1	1	3	4
Misdemeanor	92	102	98	94	74	20	93	0	1	0	0	0	10	84	0	17	0	0	0	4
Juvenile	63	54	66	51	35	16	45	0	0	0	6	0	1	50	0	10	3	0	0	11
Total	354	283	267	370	290	80	333	7	6	1	23	0	18	352	1	48	24	3	7	19

	Criminal Sexual Conduct	Disturbing Peace	Drugs	DWI	Escape/Flight	Forgery	Gambling	Homicide	Status/Federal Misc	Kidnapping	Obscenity	Property Damage	Robbery	Sex Related	Stolen Property	Theft	Theft Related	Traffic (exclude DWI)	Vehicle Theft	Weapons
Itasca (DOC/CPO)																				
Felony	35	9	126	34	22	16	0	2	0	1	5	23	4	1	10	47	41	9	17	12
Gross Misd.	1	3	1	270	1	3	1	11	9	0	1	11	0	0	3	11	1	88	0	5
Misdemeanor	0	34	0	40	0	0	0	0	24	0	0	5	0	0	0	2	1	13	0	2
Juvenile	14	27	56	0	0	3	0	0	132	0	0	19	1	0	6	48	0	26	10	11
Total	50	73	183	344	23	22	1	13	165	1	6	58	5	1	19	108	43	136	27	30
Jackson (DOC/CPO)																				
Felony	5	3	20	4	1	2	0	0	0	1	0	0	0	0	2	7	7	2	1	1
Gross Misd.	2	5	0	47	1	2	0	0	0	0	0	2	0	0	0	10	1	6	0	0
Misdemeanor	0	17	1	40	0	0	0	0	2	0	1	7	0	0	0	61	0	95	0	0
Juvenile	3	6	1	0	1	0	0	0	5	0	0	11	0	0	0	7	0	5	1	0
Total	10	31	22	91	3	4	0	0	7	1	1	20	0	0	2	85	8	108	2	1
Kanabec (DOC/CPO)																				
Felony	17	3	42	12	6	1	0	0	0	2	0	5	0	2	6	14	11	11	6	2
Gross Misd.	0	5	0	130	1	4	0	0	0	0	0	2	0	0	0	6	1	45	0	2
Misdemeanor	0	42	4	92	1	0	0	0	0	0	0	11	0	2	0	18	3	225	1	0
Juvenile	5	13	2	0	0	0	0	0	23	0	0	10	0	2	4	17	1	10	3	6
Total	22	63	48	234	8	5	0	0	23	2	0	28	0	6	10	55	16	291	10	10
Kandiyohi (CCA)																				
Felony	32	3	122	24	10	25	0	1	2	0	1	18	6	3	18	49	19	14	2	8
Gross Misd.	6	2	1	214	1	10	0	0	1	0	1	10	0	0	3	21	16	58	3	3
Misdemeanor	0	33	1	140	0	1	0	0	1	0	2	13	0	0	0	31	4	292	1	0
Juvenile	2	14	6	1	0	0	0	0	12	0	0	20	1	0	12	24	4	17	6	4
Total	40	52	130	379	11	36	0	1	16	0	4	61	7	3	33	125	43	381	12	15
Kittson (DOC)																				
Felony	1	0	11	1	1	0	0	0	0	0	0	0	0	0	0	2	2	0	0	0
Gross Misd.	0	0	0	4	0	0	0	0	0	0	0	0	0	0	0	0	0	1	0	0
Misdemeanor	0	1	0	1	0	0	0	0	0	0	0	0	0	0	0	0	0	0	0	0
Juvenile	0	0	0	0	0	0	0	0	0	0	0	1	0	0	0	0	0	0	0	0
Total	1	1	11	6	1	0	0	0	0	0	0	1	0	0	0	2	2	1	0	0
Koochiching (CCA)																				
Felony	26	0	61	8	2	15	0	0	0	2	0	3	0	0	1	15	5	2	13	2
Gross Misd.	3	8	0	91	1	6	0	0	0	0	0	2	0	0	0	0	4	18	2	2
Misdemeanor	0	8	1	71	0	5	0	0	0	0	0	2	0	0	1	3	0	35	0	1
Juvenile	2	6	2	2	1	0	0	0	17	0	0	4	0	0	0	6	0	2	6	1
Total	31	22	64	172	4	26	0	0	17	2	0	11	0	0	2	24	9	57	21	6
Lac Qui Parle (CCA)																				
Felony	1	0	7	0	1	4	0	0	0	0	0	0	0	0	2	4	2	1	2	0
Gross Misd.	1	0	0	22	0	0	0	0	0	0	0	1	0	0	0	1	0	2	0	0
Misdemeanor	0	6	0	11	0	0	0	0	0	0	0	0	0	0	1	2	0	19	0	0
Juvenile	1	2	0	0	0	0	0	1	5	0	0	3	0	0	1	0	0	1	0	0
Total	3	8	7	33	1	4	0	1	5	0	0	4	0	0	4	7	2	23	2	0
Lake (CCA)																				
Felony	5	1	20	3	1	2	0	0	0	0	0	3	0	0	1	9	1	2	0	0
Gross Misd.	0	0	0	35	0	1	0	0	1	0	0	2	0	0	0	2	0	4	0	0
Misdemeanor	0	0	0	31	0	0	0	0	1	0	0	2	0	0	0	0	1	1	0	0
Juvenile	0	1	0	0	0	0	0	0	7	0	0	0	0	0	0	3	0	2	0	0
Total	5	2	20	69	1	3	0	0	9	0	0	7	0	0	1	14	2	9	0	0
Lake Of The Woods (DOC)																				
Felony	1	0	3	2	1	0	0	0	0	0	0	0	0	0	0	2	0	2	1	0
Gross Misd.	0	0	1	30	0	0	0	0	0	0	0	0	0	0	0	0	0	4	0	1
Misdemeanor	0	0	0	6	0	0	0	0	0	0	0	0	0	0	0	0	0	1	0	0
Juvenile	0	0	0	0	0	0	0	0	0	0	0	1	0	0	0	0	0	0	0	0
Total	1	0	4	38	1	0	0	0	0	0	0	1	0	0	0	2	0	7	1	1
LeSueur (DOC)																				
Felony	5	1	42	9	5	4	0	0	2	0	0	8	0	2	4	18	4	0	5	1
Gross Misd.	0	2	0	74	0	1	0	0	1	0	0	4	0	0	1	2	17	6	0	1
Misdemeanor	0	11	0	63	0	0	0	0	0	0	0	2	0	0	1	2	1	9	0	1
Juvenile	2	7	1	3	0	1	0	0	0	0	0	5	0	0	8	17	1	1	0	1
Total	7	21	43	149	5	6	0	0	3	0	0	19	0	2	14	39	23	16	5	4

	2004 Year-end Population	2005 Entries	2005 Removals	2005 Year-end Population	Male	Female	White	Black	American Indian	Asian/Pacific Islander	Other Race	Unknown Race	Hispanic	Not Hispanic	Arson	Assault	Burglary	Crime Against Family	Crime Against Justice	Crime Against Government
Lincoln (DOC)																				
Felony	19	9	6	22	15	7	20	1	0	0	1	0	1	21	0	0	8	0	1	0
Gross Misd.	7	14	7	14	12	2	14	0	0	0	0	0	1	13	0	0	0	0	0	0
Misdemeanor	15	13	14	14	10	4	11	0	1	0	2	0	0	14	0	5	0	0	2	0
Juvenile	7	9	6	10	10	0	9	0	0	0	1	0	0	10	0	2	0	0	0	2
Total	48	45	33	60	47	13	54	1	1	0	4	0	2	58	0	7	8	0	3	2
Lyon (DOC)																				
Felony	211	61	51	229	179	50	197	21	4	4	3	0	21	208	2	22	25	0	5	0
Gross Misd.	164	107	65	206	171	35	159	24	3	3	17	0	8	198	0	16	0	0	14	9
Misdemeanor	182	190	123	241	178	63	192	19	1	6	23	0	10	231	0	37	0	0	13	17
Juvenile	114	80	99	95	74	21	65	17	2	6	5	0	5	90	2	9	12	0	6	24
Total	671	438	338	771	602	169	613	81	10	19	48	0	44	727	4	84	37	0	38	60
McLeod (DOC)																				
Felony	292	98	91	302	236	66	288	9	1	3	1	0	12	290	4	29	32	2	7	1
Gross Misd.	135	104	108	129	108	21	126	1	1	0	1	0	8	121	0	5	0	2	4	0
Misdemeanor	53	72	51	73	56	17	72	0	0	0	1	0	8	65	0	26	0	1	1	3
Juvenile	75	103	116	62	51	11	60	1	0	0	1	0	5	57	0	14	2	0	0	12
Total	555	377	366	566	451	115	546	11	2	3	4	0	33	533	4	74	34	5	12	16
Mahnomen (DOC)																				
Felony	119	57	33	150	98	52	32	1	113	0	4	0	0	150	0	22	17	5	5	0
Gross Misd.	105	31	41	89	65	24	12	0	57	0	20	0	0	89	0	10	2	7	4	2
Misdemeanor	5	1	2	3	2	1	0	1	2	0	0	0	0	3	0	1	0	0	0	0
Juvenile	46	13	32	27	20	7	0	0	22	0	5	0	0	27	1	4	4	1	1	12
Total	275	102	108	269	185	84	44	2	194	0	29	0	0	269	1	37	23	13	10	14
Marshall (DOC)																				
Felony	33	21	13	42	26	16	33	0	1	0	8	0	2	40	2	4	1	0	0	0
Gross Misd.	11	12	6	16	13	3	12	0	0	0	4	0	1	15	0	1	0	0	2	0
Misdemeanor	1	1	1	1	0	1	1	0	0	0	0	0	0	1	0	1	0	0	0	0
Juvenile	22	11	20	13	11	2	6	1	1	0	5	0	0	13	1	3	2	0	0	2
Total	67	45	40	72	50	22	52	1	2	0	17	0	3	69	3	9	3	0	2	2
Martin (DOC)																				
Felony	152	64	52	170	122	48	157	9	0	0	4	0	3	167	0	12	19	0	3	0
Gross Misd.	121	71	57	137	119	18	133	0	1	1	2	0	5	132	0	8	0	0	7	2
Misdemeanor	139	70	108	93	74	19	81	3	0	0	9	0	1	92	0	27	0	0	14	15
Juvenile	86	90	112	64	46	18	46	0	0	0	18	0	1	63	0	8	2	0	0	18
Total	498	295	329	464	361	103	417	12	1	1	33	0	10	454	0	55	21	0	24	35
Meeker (DOC/CPO)																				
Felony	121	43	45	119	92	27	104	2	1	1	11	0	2	117	2	13	19	4	1	1
Gross Misd.	170	85	73	186	154	32	143	2	0	1	40	0	0	186	0	4	1	2	10	2
Misdemeanor	180	136	116	196	158	38	134	4	1	0	57	0	0	196	0	30	0	0	11	13
Juvenile	86	82	86	62	24	60	0	0	0	0	26	0	1	85	0	12	9	0	2	29
Total	557	346	316	587	466	121	441	8	2	2	134	0	3	584	2	59	29	6	24	45
Mille Lacs (DOC/CPO)																				
Felony	290	148	121	317	243	74	245	2	66	2	2	0	0	317	0	45	15	2	7	0
Gross Misd.	479	221	205	511	403	108	382	4	121	0	4	0	0	511	0	13	1	2	35	8
Misdemeanor	611	545	361	779	588	191	650	9	88	1	31	0	3	776	1	81	0	0	63	31
Juvenile	130	157	146	141	103	38	88	0	51	0	2	0	0	141	0	36	5	0	14	1
Total	1510	1071	833	1748	1337	411	1365	15	326	3	39	0	3	1745	1	175	21	4	119	40
Morrison (CCA)																				
Felony	243	152	151	252	184	68	229	8	9	3	3	0	0	252	3	25	28	1	6	1
Gross Misd.	206	127	119	221	175	46	206	7	5	0	3	0	0	221	0	26	0	2	11	5
Misdemeanor	187	144	148	168	129	39	160	1	3	0	4	0	0	168	0	41	0	0	14	7
Juvenile	115	146	149	112	85	27	91	7	2	0	12	0	0	112	0	13	9	0	4	17
Total	751	569	567	753	573	180	686	23	19	3	22	0	0	753	3	105	37	3	35	30
Mower (DOC/CPO)																				
Felony	210	112	117	206	163	43	182	21	1	1	1	0	9	197	1	13	20	5	2	1
Gross Misd.	225	133	157	205	173	32	156	13	0	2	34	0	0	205	0	14	0	6	11	4
Misdemeanor	211	230	242	194	153	41	121	9	0	3	61	0	0	194	0	36	0	0	11	1
Juvenile	104	111	110	105	67	38	74	6	0	3	22	0	0	105	2	33	9	0	3	1
Total	750	586	626	710	556	154	533	49	1	9	118	0	9	701	3	96	29	11	27	7

	Criminal Sexual Conduct	Disturbing Peace	Drugs	DWI	Escape/Flight	Forgery	Gambling	Homicide	Status/Federal Misc	Kidnapping	Obscenity	Property Damage	Robbery	Sex Related	Stolen Property	Theft	Theft Related	Traffic (exclude DWI)	Vehicle Theft	Weapons
Lincoln (DOC)																				
Felony	4	0	10	1	2	2	0	0	0	0	0	1	0	0	0	1	3	0	0	0
Gross Misd.	0	0	0	13	0	0	1	0	0	0	0	1	0	0	0	2	0	1	0	1
Misdemeanor	0	1	0	6	0	0	0	0	0	0	0	1	0	0	0	1	0	1	0	0
Juvenile	0	1	0	0	0	0	0	0	0	0	1	5	0	0	0	1	0	1	1	0
Total	4	2	10	20	2	2	1	0	0	0	1	8	0	0	0	5	3	3	1	1
Lyon (DOC)																				
Felony	25	1	60	12	7	37	0	0	0	2	0	10	2	0	6	24	23	3	8	3
Gross Misd.	0	5	4	125	3	4	0	0	1	1	0	4	0	0	4	12	16	35	4	0
Misdemeanor	0	30	0	136	1	0	0	0	3	0	0	11	0	0	2	19	4	86	0	0
Juvenile	4	16	7	8	2	1	0	0	4	0	2	19	1	0	3	27	0	11	17	2
Total	29	52	71	281	13	42	0	0	8	3	2	44	3	0	15	82	43	135	29	5
McLeod (DOC)																				
Felony	34	1	88	18	15	19	1	5	0	0	1	4	2	0	14	30	34	5	10	6
Gross Misd.	0	3	0	118	1	1	0	0	0	0	1	3	0	0	0	1	5	5	1	0
Misdemeanor	0	10	1	42	0	0	0	0	0	0	0	3	0	0	0	0	0	10	0	0
Juvenile	7	6	3	5	0	0	0	0	2	0	0	8	0	0	2	1	1	8	3	0
Total	41	20	92	183	16	20	1	5	2	0	2	18	2	0	16	32	40	28	14	6
Mahnomen (DOC)																				
Felony	1	0	52	29	6	0	0	1	2	0	0	8	2	0	7	21	8	2	8	3
Gross Misd.	2	0	0	92	1	0	0	0	0	0	0	3	0	0	0	7	2	6	0	1
Misdemeanor	0	1	0	2	0	0	0	0	0	0	0	0	0	0	0	2	0	1	0	0
Juvenile	0	1	0	2	0	0	0	0	0	0	0	7	1	1	0	5	0	0	8	0
Total	3	2	52	125	7	0	0	1	2	0	0	18	3	1	7	35	10	9	16	4
Marshall (DOC)																				
Felony	2	0	13	8	1	2	0	0	1	0	0	2	0	0	0	8	5	0	0	0
Gross Misd.	0	0	0	12	1	0	0	0	0	0	0	1	0	0	0	1	0	1	0	0
Misdemeanor	0	0	0	0	0	0	0	0	0	0	0	0	0	0	0	0	0	0	0	0
Juvenile	2	1	1	0	0	0	0	0	0	0	0	1	0	0	0	1	0	1	0	1
Total	4	1	14	20	2	2	0	0	1	0	0	4	0	0	0	10	5	2	0	1
Martin (DOC)																				
Felony	15	0	70	7	1	11	0	0	0	0	1	5	0	1	8	14	24	1	4	1
Gross Misd.	2	3	1	102	0	2	0	0	0	0	0	3	0	0	0	13	3	12	0	1
Misdemeanor	0	13	0	33	0	0	0	0	0	0	0	4	0	0	1	9	12	50	2	1
Juvenile	3	8	2	1	0	0	0	0	11	0	0	5	0	0	0	12	0	12	0	0
Total	20	24	73	143	1	13	0	0	11	0	1	17	0	1	9	48	39	75	6	3
Meeker (DOC/CPO)																				
Felony	6	1	35	3	7	3	0	1	0	0	0	2	0	2	2	12	9	6	0	2
Gross Misd.	3	3	1	107	1	4	0	0	0	0	0	4	0	1	0	4	5	45	1	0
Misdemeanor	0	37	0	38	1	0	0	0	1	0	1	0	0	0	1	2	2	105	1	3
Juvenile	7	19	5	1	0	1	0	0	18	0	0	4	0	1	1	10	0	13	2	1
Total	16	60	41	149	9	8	0	1	19	0	1	10	0	4	4	28	16	169	4	6
Mille Lacs (DOC/CPO)																				
Felony	33	5	113	38	15	11	0	1	0	0	2	7	0	0	14	32	15	6	5	3
Gross Misd.	3	3	0	363	2	1	0	0	0	0	0	15	0	1	3	17	16	89	0	2
Misdemeanor	0	69	3	188	0	0	0	0	2	0	1	9	0	0	3	16	28	430	0	1
Juvenile	9	24	2	0	1	0	0	0	36	0	0	30	1	0	9	10	0	15	14	5
Total	45	101	118	589	18	12	0	1	38	0	3	61	1	1	29	75	59	540	19	11
Morrison (CCA)																				
Felony	25	0	90	17	10	11	1	3	0	1	0	4	1	0	6	18	32	3	6	1
Gross Misd.	5	1	0	128	3	5	0	0	0	0	0	5	0	0	3	14	8	47	0	1
Misdemeanor	0	21	0	77	0	0	0	0	0	0	0	7	0	0	0	3	1	35	1	0
Juvenile	9	10	8	0	1	1	0	0	33	0	0	8	0	0	1	11	0	15	2	2
Total	39	32	98	222	14	17	1	3	33	1	0	24	1	0	10	46	41	100	9	4
Mower (DOC/CPO)																				
Felony	18	1	76	6	9	21	0	1	0	0	0	7	1	1	6	23	9	2	1	4
Gross Misd.	3	0	0	19	1	4	0	1	16	0	0	2	0	1	2	5	9	138	0	0
Misdemeanor	0	30	2	7	0	0	0	0	43	0	0	2	0	0	0	12	7	127	0	0
Juvenile	2	11	7	0	3	0	0	0	90	0	0	11	0	0	4	18	4	24	7	0
Total	23	42	85	32	13	25	0	2	149	0	0	22	1	2	12	58	29	291	8	4

	2004 Year-end Population	2005 Entries	2005 Removals	2005 Year-end Population	Male	Female	White	Black	American Indian	Asian/Pacific Islander	Other Race	Unknown Race	Hispanic	Not Hispanic	Arson	Assault	Burglary	Crime Against Family	Crime Against Justice	Crime Against Government
Murray (DOC)																				
Felony	19	18	9	29	18	11	26	1	1	0	1	0	2	27	0	2	3	0	0	0
Gross Misd.	14	11	14	11	10	1	10	0	0	0	1	0	1	10	0	1	0	1	1	0
Misdemeanor	10	12	8	13	10	3	12	0	0	0	1	0	0	13	0	4	0	0	1	0
Juvenile	6	6	7	5	4	1	4	0	0	0	1	0	0	5	0	0	0	0	0	1
Total	49	47	38	58	42	16	52	1	1	0	4	0	3	55	0	7	3	1	2	1
Nicollet (DOC/CPO)																				
Felony	149	47	55	141	106	35	113	4	1	2	21	0	2	139	2	7	11	1	3	0
Gross Misd.	190	99	89	201	158	43	189	8	0	1	3	0	10	191	0	6	0	4	10	3
Misdemeanor	275	231	221	284	219	65	261	11	1	5	6	0	15	269	0	12	0	0	7	16
Juvenile	56	83	76	63	52	11	52	6	0	0	5	0	6	57	0	11	6	0	3	0
Total	670	460	441	689	535	154	615	29	2	8	36	0	33	656	2	36	17	5	23	19
Nobles (CCA)																				
Felony	158	60	53	172	144	28	144	12	2	12	2	0	29	143	0	22	9	0	3	0
Gross Misd.	145	53	60	138	114	24	122	1	2	7	6	0	18	120	0	6	1	1	5	1
Misdemeanor	205	171	153	216	172	44	180	8	1	12	15	0	31	185	0	18	0	0	9	1
Juvenile	65	77	63	79	62	17	54	3	0	13	9	0	16	63	0	20	9	1	3	0
Total	573	361	329	605	492	113	500	24	5	44	32	0	94	511	0	66	19	2	20	2
Norman (CCA)																				
Felony	64	23	23	65	53	12	59	0	5	0	1	0	5	60	0	4	12	0	2	1
Gross Misd.	57	21	22	55	48	7	46	1	5	0	3	0	3	52	0	3	4	0	1	1
Misdemeanor	7	2	5	4	4	0	3	0	1	0	0	0	0	4	0	1	0	0	0	0
Juvenile	7	12	8	11	11	0	10	0	1	0	0	0	0	11	0	3	2	0	0	0
Total	135	58	58	135	116	19	118	1	12	0	4	0	8	127	0	11	18	0	3	2
Olmsted (CCA)																				
Felony	848	367	339	903	689	214	663	160	2	48	30	0	38	865	2	91	89	5	35	0
Gross Misd.	645	357	319	684	539	145	556	83	6	17	22	0	54	630	0	40	3	4	32	0
Misdemeanor	436	561	485	484	374	110	385	57	5	21	16	0	61	423	0	131	1	0	22	2
Juvenile	239	179	177	241	193	48	150	51	3	23	14	0	9	232	3	103	39	0	8	6
Total	2168	1464	1320	2312	1795	517	1754	351	16	109	82	0	162	2150	5	365	132	9	97	8
Otter Tail (DOC/CPO)																				
Felony	411	166	118	459	356	103	387	26	13	1	32	0	1	458	3	39	46	2	9	1
Gross Misd.	115	109	98	126	101	25	111	7	2	0	6	0	0	126	0	10	0	1	11	0
Misdemeanor	77	116	132	61	50	11	53	0	2	0	6	0	1	60	1	25	0	0	8	0
Juvenile	153	172	204	121	93	28	106	5	7	0	3	0	0	121	0	29	9	0	1	5
Total	756	563	552	767	600	167	657	38	24	1	47	0	2	765	4	103	55	3	29	6
Pennington (DOC)																				
Felony	119	56	62	114	86	28	94	1	6	1	12	0	1	113	0	15	12	0	3	0
Gross Misd.	34	32	21	44	36	8	33	1	2	0	8	0	2	42	0	7	0	1	0	0
Misdemeanor	2	3	3	2	2	0	1	0	0	0	1	0	0	2	0	1	0	0	0	0
Juvenile	16	20	7	29	17	12	16	0	1	0	12	0	0	29	0	6	3	0	0	4
Total	171	111	93	189	141	48	144	2	9	1	33	0	3	186	0	29	15	1	3	4
Pine (DOC/CPO)																				
Felony	11	2	8	6	5	1	3	1	2	0	0	0	6	0	0	0	0	0	0	11
Gross Misd.	293	110	107	303	249	54	232	7	33	0	31	0	303	0	3	0	2	5	0	293
Misdemeanor	573	468	441	592	460	132	445	8	43	0	96	6	586	0	37	0	0	19	18	573
Juvenile	114	110	103	121	87	34	78	3	11	0	29	0	121	0	12	8	0	3	4	114
Total	991	690	659	1022	801	221	758	19	89	0	156	6	1016	0	52	8	2	27	22	991
Pipestone (DOC)																				
Felony	77	30	23	88	67	21	72	5	4	1	6	0	1	87	0	7	26	0	2	0
Gross Misd.	45	29	22	50	42	8	37	3	6	2	2	0	3	47	0	2	1	1	1	1
Misdemeanor	24	11	6	27	23	4	15	3	6	0	3	0	0	27	0	11	0	0	1	1
Juvenile	13	8	14	7	7	0	7	0	0	0	0	0	0	7	0	0	0	0	0	0
Total	159	78	65	172	139	33	131	11	16	3	11	0	4	168	0	20	27	1	4	2
Polk (CCA)																				
Felony	504	216	176	552	402	150	505	12	34	1	0	0	67	485	3	32	45	3	8	4
Gross Misd.	507	160	179	479	393	86	432	9	37	0	1	0	29	450	0	15	1	4	15	1
Misdemeanor	7	10	8	10	8	2	10	0	0	0	0	0	1	9	0	6	0	0	1	0
Juvenile	89	80	79	90	62	28	75	0	6	0	9	0	14	76	2	15	13	1	3	0
Total	1107	466	442	1131	865	266	1022	21	77	1	10	0	111	1020	5	68	59	8	27	5

	Criminal Sexual Conduct	Disturbing Peace	Drugs	DWI	Escape/Flight	Forgery	Gambling	Homicide	Status/Federal Misc	Kidnapping	Obscenity	Property Damage	Robbery	Sex Related	Stolen Property	Theft	Theft Related	Traffic (exclude DWI)	Vehicle Theft	Weapons
Murray (DOC)																				
Felony	2	0	9	4	0	0	0	0	0	0	0	1	0	0	1	6	4	0	1	0
Gross Misd.	0	0	0	9	0	0	0	0	0	0	0	0	0	0	0	2	1	1	0	0
Misdemeanor	0	2	1	0	0	0	0	0	0	0	0	0	0	0	0	2	0	5	0	0
Juvenile	0	0	0	0	0	0	0	0	1	0	0	0	0	1	0	1	0	0	1	0
Total	2	2	10	13	0	0	0	0	1	0	0	1	0	1	1	11	5	6	2	0
Nicollet (DOC/CPO)																				
Felony	28	2	41	12	2	13	0	0	0	0	0	5	1	3	2	20	10	1	0	0
Gross Misd.	2	2	0	143	0	6	0	0	5	0	0	6	0	1	1	6	4	13	0	2
Misdemeanor	0	18	0	224	0	0	0	0	4	0	0	0	0	1	0	6	0	21	0	0
Juvenile	5	14	9	0	0	3	0	0	18	0	0	16	0	0	0	7	0	1	2	2
Felony	35	36	50	379	2	22	0	0	27	0	0	27	1	5	3	39	14	36	2	4
Nobles (CCA)																				
Felony	15	1	47	19	7	15	0	0	0	0	0	9	1	0	6	13	10	3	5	6
Gross Misd.	0	14	1	93	1	4	0	0	0	0	0	1	0	0	2	8	4	15	0	2
Misdemeanor	0	27	0	87	1	1	0	0	5	0	1	1	0	0	1	13	1	88	1	0
Juvenile	2	17	0	1	0	0	0	0	35	0	0	9	1	0	4	7	0	14	4	2
Total	17	59	48	200	9	20	0	0	40	0	1	20	2	0	13	41	15	120	10	10
Norman (CCA)																				
Felony	11	1	8	6	3	1	0	0	0	0	0	4	0	4	0	7	10	4	1	0
Gross Misd.	1	2	0	47	0	0	0	0	0	0	0	0	0	0	0	0	2	2	0	0
Misdemeanor	0	0	1	1	0	0	0	0	0	0	0	0	0	0	0	0	0	1	0	1
Juvenile	2	2	2	0	0	0	0	0	1	0	0	2	0	0	0	3	0	0	0	0
Total	14	5	11	54	3	1	0	0	1	0	0	6	0	4	0	10	12	7	1	1
Olmsted (CCA)																				
Felony	103	8	309	59	31	36	1	3	7	5	1	37	20	9	27	104	66	24	10	9
Gross Misd.	8	25	1	524	0	4	0	0	2	1	5	8	0	0	3	24	9	160	1	6
Misdemeanor	1	98	3	281	0	0	0	0	16	0	4	8	0	2	0	17	7	93	0	0
Juvenile	25	44	13	6	2	7	0	0	17	0	1	29	3	1	19	27	4	6	15	16
Total	137	175	326	870	33	47	1	3	42	6	11	82	23	12	49	172	86	283	26	31
Otter Tail (DOC/CPO)																				
Felony	64	2	127	36	19	16	1	2	2	1	0	16	2	1	15	88	46	5	19	8
Gross Misd.	5	0	0	43	0	1	0	0	2	0	0	0	0	0	0	8	3	53	0	1
Misdemeanor	0	16	3	7	0	0	0	0	4	0	0	1	0	1	0	3	0	12	0	0
Juvenile	10	21	13	0	0	1	0	0	44	0	0	14	1	0	4	28	1	16	2	0
Total	79	39	143	86	19	18	1	2	52	1	0	31	3	2	19	127	50	86	21	9
Pennington (DOC)																				
Felony	21	1	32	11	2	4	0	0	0	0	0	0	0	0	0	16	7	2	1	5
Gross Misd.	2	3	0	34	0	0	0	0	0	0	0	0	0	0	0	3	1	2	0	0
Misdemeanor	0	1	0	0	0	0	0	0	0	0	0	0	0	0	0	0	0	0	0	0
Juvenile	3	11	2	0	1	1	0	0	2	0	0	3	0	0	0	8	0	2	2	0
Total	26	16	34	45	3	5	0	0	2	0	0	3	0	0	0	27	8	6	3	5
Pine (DOC/CPO)																				
Felony	0	0	0	6	0	0	0	0	0	0	0	0	0	0	0	0	0	0	0	0
Gross Misd.	0	7	0	263	3	0	0	1	1	0	0	0	0	0	0	5	1	24	0	1
Misdemeanor	0	87	2	237	0	0	0	0	4	0	0	11	0	0	1	12	17	190	6	4
Juvenile	9	26	4	4	1	0	0	1	36	0	0	19	1	0	8	19	0	24	5	0
Total	9	120	6	510	4	0	0	2	41	0	0	30	1	0	9	36	18	238	11	5
Pipestone (DOC)																				
Felony	12	0	23	3	1	4	0	0	0	0	0	1	0	1	9	15	6	0	2	0
Gross Misd.	0	2	0	30	1	0	0	0	0	0	0	1	0	0	0	3	2	10	0	0
Misdemeanor	0	4	0	11	0	0	0	0	2	0	0	1	0	0	0	0	0	5	0	0
Juvenile	2	0	2	0	0	0	0	0	1	0	0	1	0	1	0	0	0	2	0	0
Total	14	6	25	44	2	4	0	0	3	0	0	4	0	2	9	18	8	17	2	0
Polk (CCA)																				
Felony	46	11	191	41	28	26	1	0	2	2	1	26	4	3	7	47	73	10	11	14
Gross Misd.	0	5	1	417	1	5	0	0	0	0	0	6	0	0	1	5	10	64	0	3
Misdemeanor	0	0	0	5	0	0	0	0	0	0	0	1	0	0	0	0	0	1	0	0
Juvenile	7	7	5	2	1	3	0	0	59	0	1	27	1	0	0	24	1	2	4	2
Total	53	23	197	465	30	34	1	0	61	2	2	60	5	3	8	76	84	77	15	19

	2004 Year-end Population	2005 Entries	2005 Removals	2005 Year-end Population	Male	Female	White	Black	American Indian	Asian/Pacific Islander	Other Race	Unknown Race	Hispanic	Not Hispanic	Arson	Assault	Burglary	Crime Against Family	Crime Against Justice	Crime Against Government
Pope (DOC/CPO)																				
Felony	45	27	26	47	31	16	43	0	2	0	2	0	0	47	0	2	7	0	0	0
Gross Misd.	64	40	47	57	45	12	52	1	1	0	3	0	0	57	0	6	0	0	0	0
Misdemeanor	57	59	57	58	47	11	52	1	1	0	4	0	0	58	0	9	0	0	0	1
Juvenile	21	32	29	24	19	5	22	0	0	0	2	0	0	24	1	7	2	0	0	8
Total	187	158	159	186	142	44	169	2	4	0	11	0	0	186	1	24	9	0	0	9
Ramsey (CCA)																				
Felony	5629	1988	1788	5934	4378	1556	2890	2391	70	291	292	0	388	5546	20	565	328	26	48	0
Gross Misd.	2872	1271	1324	2843	2283	560	1946	598	38	89	172	0	260	2583	1	161	3	59	197	9
Misdemeanor	5574	3850	3783	5512	4059	1453	3465	1186	55	288	518	0	487	5025	0	593	0	0	320	478
Juvenile	1515	1767	1794	1488	1049	439	581	642	45	176	44	0	100	1388	5	275	79	1	1096	11
Total	15590	8876	8689	15777	11769	4008	8882	4817	208	844	1026	0	1235	14542	26	1594	410	86	1661	499
Red Lake (CCA)																				
Felony	33	15	9	39	30	9	38	0	1	0	0	0	1	38	0	6	6	0	0	1
Gross Misd.	24	11	6	29	23	6	24	0	3	1	1	0	0	29	0	1	0	0	1	0
Misdemeanor	0	1	0	1	1	0	0	0	0	0	1	0	0	1	0	0	0	0	0	0
Juvenile	10	6	8	8	6	2	6	0	1	0	1	0	1	7	1	1	0	0	0	0
Total	67	33	23	77	60	17	68	0	5	1	3	0	2	75	1	8	6	0	1	1
Redwood (DOC)																				
Felony	102	61	43	123	94	29	84	5	29	3	2	0	1	122	2	20	15	1	1	0
Gross Misd.	97	74	63	112	87	25	76	4	26	3	3	0	5	107	0	10	1	5	9	3
Misdemeanor	110	57	82	78	57	21	65	0	9	0	4	0	2	76	0	16	0	0	4	2
Juvenile	88	56	71	73	44	29	34	0	24	3	12	0	2	71	0	24	5	0	7	24
Total	397	248	259	386	282	104	259	9	88	9	21	0	10	376	2	70	21	6	21	29
Renville (DOC)																				
Felony	76	53	18	116	87	29	94	4	11	0	7	0	10	106	1	13	15	2	4	0
Gross Misd.	43	47	41	49	38	11	45	0	0	0	4	0	3	46	0	3	0	1	1	0
Misdemeanor	54	66	49	66	50	16	56	2	0	0	8	0	6	60	0	8	0	0	1	0
Juvenile	13	17	18	12	9	3	5	1	0	0	6	0	4	8	0	3	0	0	0	2
Total	186	183	126	243	184	59	200	7	11	0	25	0	23	220	1	27	15	3	6	2
Rice (CCA)																				
Felony	437	177	105	530	439	91	469	29	6	6	20	0	17	513	5	65	49	4	14	0
Gross Misd.	325	179	138	361	293	68	327	10	2	3	19	0	12	349	0	32	3	5	15	4
Misdemeanor	299	204	231	256	211	45	211	11	2	1	31	0	7	249	0	68	0	0	16	2
Juvenile	159	141	134	166	116	50	148	10	1	4	3	0	18	148	1	64	19	1	6	25
Total	1220	701	608	1313	1059	254	1155	60	11	14	73	0	54	1259	6	229	71	10	51	31
Rock (CCA)																				
Felony	39	16	22	34	27	7	31	1	1	0	1	0	1	33	1	5	3	1	1	0
Gross Misd.	43	23	16	48	36	12	45	1	1	0	1	0	1	47	0	0	0	2	0	0
Misdemeanor	62	50	42	71	52	19	60	1	2	1	7	0	2	69	0	8	0	0	2	4
Juvenile	15	11	10	16	9	7	16	0	0	0	0	0	0	16	0	2	3	0	0	0
Total	159	100	90	169	124	45	152	3	4	1	9	0	4	165	1	15	6	3	3	4
Roseau (DOC)																				
Felony	113	24	37	102	78	24	88	0	8	6	0	0	0	102	5	11	18	0	1	0
Gross Misd.	49	11	22	36	29	7	32	0	4	0	0	0	0	36	0	1	1	0	1	0
Misdemeanor	8	3	5	6	5	1	6	0	0	0	0	0	0	6	0	1	0	0	1	0
Juvenile	48	43	44	47	31	16	34	0	5	4	4	0	1	46	0	8	4	0	0	20
Total	218	81	108	191	143	48	160	0	17	10	4	0	1	190	5	21	23	0	3	20
St. Louis (CCA)																				
Felony	1618	670	640	1702	1315	387	1339	162	155	12	34	0	6	1696	8	178	140	15	52	4
Gross Misd.	1398	622	622	1416	1142	274	1206	44	88	2	76	0	2	1414	0	72	8	11	63	13
Misdemeanor	1784	1285	1153	1844	1408	436	1477	71	105	10	181	0	3	1841	1	224	0	3	68	152
Juvenile	533	677	684	526	383	163	347	28	73	3	75	0	2	524	5	79	44	1	18	0
Total	5333	3254	3099	5488	4228	1260	4369	305	421	27	366	0	13	5475	14	553	192	30	201	169
Scott (DOC/CPO)																				
Felony	19	16	12	25	22	3	23	1	0	1	0	0	1	24	0	0	0	0	0	0
Gross Misd.	638	484	421	725	588	137	607	33	33	14	38	0	19	706	0	21	1	4	32	4
Misdemeanor	956	1031	781	1180	916	264	974	69	31	35	71	0	58	1122	0	180	0	2	51	1
Juvenile	200	302	343	159	122	37	118	20	9	6	6	0	10	149	3	29	14	0	7	0
Total	1813	1833	1557	2089	1648	441	1722	123	73	56	115	0	88	2001	3	230	15	6	90	5

	Criminal Sexual Conduct	Disturbing Peace	Drugs	DWI	Escape/Flight	Forgery	Gambling	Homicide	Status/Federal Misc	Kidnapping	Obscenity	Property Damage	Robbery	Sex Related	Stolen Property	Theft	Theft Related	Traffic (exclude DWI)	Vehicle Theft	Weapons
Pope (DOC/CPO)																				
Felony	1	0	27	0	3	1	0	0	0	1	0	1	0	0	1	6	3	1	1	0
Gross Misd.	1	0	0	42	0	0	0	0	0	0	0	3	0	0	1	1	1	5	0	1
Misdemeanor	0	5	3	37	0	0	0	0	0	0	0	1	0	0	0	1	0	6	1	0
Juvenile	2	0	1	4	0	0	0	0	0	0	0	5	0	0	0	5	0	0	1	0
Total	4	5	31	83	3	1	0	0	0	1	0	10	0	0	2	13	4	12	3	1
Ramsey (CCA)																				
Felony	356	8	2067	201	135	626	0	21	78	13	0	186	141	78	104	1037	547	46	6	99
Gross Misd.	25	35	1	2179	9	51	0	0	11	0	0	51	0	82	16	135	18	180	0	47
Misdemeanor	0	691	30	1844	1	6	2	0	74	0	0	109	0	127	19	565	10	1397	10	17
Juvenile	40	296	67	1	9	4	0	4	378	2	0	97	41	13	24	162	7	12	120	83
Total	421	1030	2165	4225	154	697	2	25	541	15	0	443	182	300	163	1899	592	1635	136	246
Red Lake (CCA)																				
Felony	4	3	14	3	0	1	0	0	1	0	0	0	0	0	3	3	0	0	0	0
Gross Misd.	0	1	0	27	0	1	1	0	0	0	0	0	0	0	0	1	0	1	0	0
Misdemeanor	0	0	0	1	0	0	0	0	0	0	0	0	0	0	0	0	0	1	0	0
Juvenile	0	0	0	0	0	0	0	0	5	0	0	4	0	0	0	4	0	0	0	0
Total	4	4	14	31	0	2	1	0	6	0	0	4	0	0	3	8	0	2	0	0
Redwood (DOC)																				
Felony	6	5	21	8	15	7	0	1	0	1	1	5	0	0	2	15	10	3	4	4
Gross Misd.	2	1	0	83	0	1	0	0	0	0	0	5	0	0	1	11	5	8	0	1
Misdemeanor	0	7	1	59	0	1	0	0	1	0	0	3	0	0	0	6	0	16	0	1
Juvenile	0	19	1	5	1	0	0	0	10	0	0	12	0	0	2	14	1	3	9	3
Total	8	32	23	155	16	9	0	1	11	1	1	25	0	0	5	46	16	30	13	9
Renville (DOC)																				
Felony	11	2	38	9	7	1	0	0	0	0	0	3	1	0	3	11	6	0	2	3
Gross Misd.	2	0	0	46	0	0	0	0	0	0	1	2	0	1	1	0	0	1	0	1
Misdemeanor	0	1	1	56	0	0	0	0	1	0	0	0	0	0	0	0	0	3	0	1
Juvenile	0	0	0	3	0	0	0	0	0	0	0	0	1	0	0	1	0	0	2	0
Total	13	3	39	114	7	1	0	0	1	0	1	5	2	1	4	12	6	4	4	5
Rice (CCA)																				
Felony	37	1	205	41	17	19	0	2	5	2	0	24	4	1	10	70	15	14	18	7
Gross Misd.	4	4	0	267	2	13	0	0	1	0	0	6	0	2	3	23	3	38	2	0
Misdemeanor	0	48	0	89	0	1	0	0	1	0	0	13	0	0	2	20	0	78	2	3
Juvenile	5	18	21	2	1	3	0	0	9	0	0	23	0	0	0	33	0	26	12	4
Total	46	71	226	399	20	36	0	2	16	2	0	66	4	3	15	146	18	156	34	14
Rock (CCA)																				
Felony	1	0	11	3	0	0	0	0	0	0	0	2	0	0	0	5	3	0	0	1
Gross Misd.	0	0	0	38	0	0	0	0	0	0	0	1	0	0	0	5	2	2	1	0
Misdemeanor	0	9	0	32	0	0	0	0	3	0	0	1	0	0	0	3	3	24	0	0
Juvenile	2	0	0	0	0	0	0	0	3	0	1	1	0	0	0	4	2	3	0	0
Total	3	9	11	73	0	0	0	0	6	0	1	5	0	0	0	17	10	29	1	1
Roseau (DOC)																				
Felony	10	0	25	7	4	9	0	0	0	1	0	7	1	0	2	11	6	2	5	1
Gross Misd.	0	1	0	37	0	1	0	0	0	0	0	1	0	0	1	2	1	3	0	0
Misdemeanor	0	1	0	5	0	0	0	0	0	0	0	0	0	0	0	0	1	1	0	1
Juvenile	2	2	4	0	0	2	0	0	13	0	0	7	0	0	0	9	0	2	1	0
Total	12	4	29	49	4	12	0	0	13	1	0	15	1	0	3	22	8	8	6	2
St. Louis (CCA)																				
Felony	122	45	587	146	45	86	6	2	1	3	8	57	19	10	34	144	107	103	43	38
Gross Misd.	16	55	1	1010	3	16	0	0	3	0	4	28	0	1	6	39	16	273	2	11
Misdemeanor	1	234	5	1113	0	4	0	0	2	0	2	39	0	2	0	64	18	365	3	2
Juvenile	35	60	16	9	4	6	0	3	305	2	0	54	10	0	17	49	31	36	37	10
Total	174	394	609	2278	52	112	6	5	311	5	14	178	29	13	57	296	172	777	85	61
Scott (DOC/CPO)																				
Felony	0	0	0	26	0	0	0	0	0	0	0	0	0	0	0	0	0	1	0	0
Gross Misd.	4	3	0	556	0	2	0	0	2	0	3	4	0	0	1	9	8	97	1	2
Misdemeanor	0	124	5	648	0	1	1	0	78	0	5	13	0	0	4	24	19	287	2	2
Juvenile	10	33	3	2	0	1	0	0	42	0	1	16	3	2	4	20	0	16	10	2
Total	14	160	8	1232	0	4	1	0	122	0	9	33	3	2	9	53	27	401	13	6

