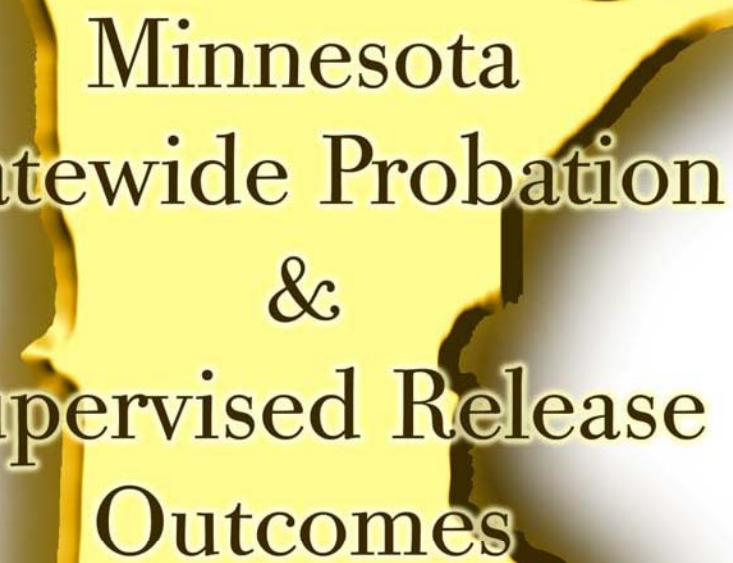


Data  
Definition  
Team



Minnesota  
Statewide Probation  
&  
Supervised Release  
Outcomes

Annual Report

2007

# Acknowledgements

---

The members of the Data Definition Team gratefully acknowledge the assistance and guidance received from both county and state employees. At the heart of this statewide effort is a dedication to making Minnesota a safer place, improving correctional cost efficiency by providing sound information to assist policymakers, establishing effective strategies for quality programming and service delivery, and holding service providers accountable. This effort represents a true collaboration between the state and the counties and would not have been possible without the expertise of many people in both the DOC and county corrections offices. Specifically, the Data Definition Team would like to thank the state and county staff who worked diligently to obtain the Statewide Identification Numbers needed to determine the recidivism rates provided in this report. In addition, the information used to complete this work would not have been available without the many people who work daily to keep up-to-date, accurate and accessible offender records.

Over the years, the Data Definition Team has consisted of or currently consists of the following members:

|          |           |                        |
|----------|-----------|------------------------|
| Mark     | Sizer*    | Chair – Stearns County |
| Jennifer | Johnson*  | Research Analyst – DOC |
| Tom      | Adkins    | Washington County      |
| James    | Ahrens    | Hennepin County        |
| Mary Jo  | Caldwell  | DOC                    |
| Meg      | Grove     | Dakota County          |
| Barb     | Illsley   | Dakota County          |
| Deb      | Kerschner | DOC                    |
| Paul     | Schroeder | Ramsey County          |
| Nancy    | Skilling  | Hennepin County        |
| Vickie   | Tholkes   | DOC                    |
| Evonn    | Westcott  | Brown County           |

Thank you all for your professionalism, expertise, dedication and hard work.

\*For questions please contact Mark Sizer at (320-656-6404) [mark.sizer@co.stearns.mn.us](mailto:mark.sizer@co.stearns.mn.us) or Jennifer Johnson at (651-361-7119) [jejohnson@co.doc.state.mn.us](mailto:jejohnson@co.doc.state.mn.us).

# Table of Contents

---

|                                                                                                   |    |
|---------------------------------------------------------------------------------------------------|----|
| <b>Executive Summary</b> .....                                                                    | 4  |
| <b>Introduction</b> .....                                                                         | 5  |
| <b>Statewide Probation and Supervised Release Outcome Measures for Cases Closed in 2002</b> ..... | 9  |
| Figure 1: Breakdown of Age.....                                                                   | 9  |
| Figure 2: Breakdown of Gender.....                                                                | 10 |
| Figure 3: Breakdown of Race.....                                                                  | 10 |
| Figure 4: Percentage of Offenders Who Remained Felony-Free 2002.....                              | 11 |
| <b>Regional Recidivism Analysis for Cases Closed in 2002</b> .....                                | 12 |
| <b>Regional Map</b> .....                                                                         | 13 |
| <b>Probation Regional Recidivism</b> .....                                                        | 14 |
| Figure 5: Probation Population Distribution.....                                                  | 14 |
| Figure 6: Six Months Felony-Free Rates for Probation.....                                         | 15 |
| Figure 7: One Year Felony-Free Rates for Probation.....                                           | 16 |
| Figure 8: Two Years Felony-Free Rates for Probation.....                                          | 17 |
| Figure 9: Three Years Felony-Free Rates for Probation.....                                        | 18 |
| <b>Supervised Release Regional Recidivism</b> .....                                               | 19 |
| Figure 10: Supervised Release Population Distribution.....                                        | 19 |
| Figure 11: Six Months Felony-Free Rates for Supervised Release.....                               | 20 |
| Figure 12: One Year Felony-Free Rates for Supervised Release.....                                 | 21 |
| Figure 13: Two Years Felony-Free Rates for Supervised Release.....                                | 22 |
| Figure 14: Three Years Felony-Free Rates for Supervised Release.....                              | 23 |
| <b>Detailed Regional Outcomes for Cases Closed in 2002</b> .....                                  | 24 |
| Figure 15: Northwest.....                                                                         | 24 |
| Figure 16: Southwest.....                                                                         | 24 |
| Figure 17: North Central.....                                                                     | 25 |
| Figure 18: Central.....                                                                           | 25 |
| Figure 19: Mid-Minnesota.....                                                                     | 26 |
| Figure 20: South Central.....                                                                     | 26 |
| Figure 21: West Central.....                                                                      | 27 |
| Figure 22: Southeast.....                                                                         | 27 |
| Figure 23: Northeast.....                                                                         | 28 |
| Figure 24: Upper Minnesota/East Central.....                                                      | 28 |
| Figure 25: Metropolitan.....                                                                      | 29 |
| <b>Restitution Ordered for Felony Cases Closed in 2006</b> .....                                  | 30 |
| Table 1: Number of Adult Felony Cases Closed in 2006 with Restitution Ordered.....                | 30 |
| Table 2: Restitution Collected from Adult Felony Cases Closed in 2006.....                        | 30 |
| <b>Appendix</b> .....                                                                             | 31 |
| Appendix A: History.....                                                                          | 32 |
| Appendix B: Data Dictionary.....                                                                  | 36 |

---

# Executive Summary

---

This report is the latest result of an effort that has been continuing for the last decade. The Data Definition Team is a collaborative effort between state and local corrections jurisdictions. For the last ten years, the Team has been working to develop and report uniform outcomes for probation and supervised release throughout Minnesota. This year's report offers information on reconviction rates and restitution collections throughout Minnesota.

The three-year recidivism rates for probationers and supervised releasees who left supervision during 2002 is discussed in detail. Recidivism is defined as having a new felony conviction within three years of leaving supervision. This report only follows offenders who complete probation or supervised release without revocation. See the **Methodology** section on page five and six for a full discussion of definitions, limitations, and how the data was gathered. The body of this report includes felony-free rates for probationers and supervised releasees from 6 months, one year, two years, and three years after they leave supervision.

The findings of this year's report include:

- **84% of probationers statewide remained conviction-free for three years after leaving supervision in 2002**
- **69% of the offenders leaving supervised release in 2002 had no new felony convictions within three years.**
- **There was little variation in probation outcomes across the state.** There was a difference of only 5% between the regions with the highest and lowest rates.
- **There was greater regional difference in outcomes for supervised release clients.** After three years, there was a 20% difference between the regions of the state with the highest and lowest reconviction rates.

This report also includes the first statewide statistics on restitution. Restitution is defined as money the Court orders an offender to pay to a victim as part of a criminal sentence. This is an equitable remedy to restore a person to the position they would have been in if not for the improper action of the offender. Cases with Restitution ordered as defined for this report include felony-level adult cases that were closed in 2006 with a case condition of Restitution.

- **Statewide, there were 2,536 cases with a case condition of Restitution closed in 2006.**
- **Statewide, the case condition of Restitution was paid in full in 65% of the cases closed in 2006.**
- **Statewide, the total amount of court ordered Restitution paid was \$7,013,999.44 in the cases closed in 2006.**

# Introduction

---

The *Minnesota Statewide Probation and Supervised Release Outcomes Report* for 2007 describes three year, statewide<sup>1</sup> recidivism findings for adult felony offenders who had a closed supervision case in 2002. Through a concerted effort, a set of standardized outcome measures and definitions have been adopted by Minnesota's three probation delivery systems: Minnesota Association of County Probation Officers (MACPO), Minnesota Association of Community Corrections Act Counties (MACCAC), and the Department of Corrections (DOC). Using these definitions and Minnesota's Statewide Supervision System (S<sup>3</sup>), Minnesota is able to report statewide recidivism on felony offenders on probation and supervised release. The purposes of this effort are to improve public safety and correctional cost efficiency by providing sound information to assist policymakers, to establish effective strategies for quality programming and service delivery, and to hold service providers accountable.

## History

The effort to report statewide probation and supervised release recidivism outcomes has been in existence for ten years. During the past ten years, the efforts and the ability to report statewide recidivism is continually moving forward. An in-depth view of the development and history of the Data Definition Team (DDT) is located in Appendix A.

## Outcomes

As is to be expected, the outcome goals for a project of this magnitude are ever changing. As the work begins and the discovery of what data is available, reality becomes clearer on what can be accomplished. Therefore because of this, the outcome goals are not being reported in this year's report.

## Methodology

To complete this report, the DDT defined the population of interest as felony-level offenders with a Minnesota offense and having a supervision case that closed in 2002 for any reason except death or incarceration in prison. For purposes of this report, recidivism was defined as a felony-level conviction within three years of an offender's supervision end date.

To obtain the population to be studied, researchers at the Department of Corrections used the Statewide Supervision System (S<sup>3</sup>) to extract adults and certified adults<sup>2</sup> with a felony-level supervision case ending in 2002. Each offender is only represented once. To ensure this, the felony case with the longest period of supervision was retained for offenders with multiple cases that closed in 2002, while the other cases were eliminated. There were a small number of offenders that were represented in more than one county. In these instances, the county where the offender was supervised for the longest length of time was retained. Because duplicates were not included, this may marginally affect regional numbers. It is important to note that these offenders, while having a felony supervision case that closed in 2002, could potentially have been under another form of

---

<sup>1</sup> Statewide includes all counties and probation agencies that supervise felony-level offenders. County probation offices that only handle juvenile and non-felony offenders are not included in this report.

<sup>2</sup> Adult and Certified Adult status was determined by selecting only those cases with an age status of "A" for adult (over 18) or "C" certified adult (a juvenile certified by the court to stand trial as an adult).

supervision for a different case. Therefore, it would be inaccurate to assume that all of the offenders in this study were free from supervision during the three years after their felony case closed.

Offenders who were closed for reasons of death and incarceration into prison were excluded. If they were not in the community they did not have a chance to remain recidivism-free. Transfers who were transferred from agency to agency were a bit of a problem. An offender who leaves one agency to go to a different one within Minnesota, will remain open in the transferring district until that offender is done with supervision. Therefore, an offender has the possibility of being “open” in several agencies during the same timeframe, and likewise being closed out at the same time in several agencies. The data was limited even further to catch these, and we were able to discover and ultimately exclude those that were under a jurisdiction simply for the fact of being a “transfer”. The agency that was actually doing the supervision on them was brought to the surface, and included.

Supervision includes both probation and supervised release<sup>3</sup>. The dataset was cleaned, and duplicates were eliminated. In order to retrieve recidivism information, all offenders needed to have a State Identification Number (SID). If they did not have one they were eliminated from the dataset<sup>4</sup>. After a clean dataset was established, a file containing offenders SIDs’ was sent to the Minnesota Bureau of Criminal Apprehension (BCA). Felony convictions that occurred after an offender’s supervision end date were used to determine the percentage of offenders who remained free of felony convictions within three years post-supervision.

It is important to note that while the best possible methods for obtaining this recidivism rate were employed for this study, we continue to find issues with the way these data are collected and maintained across the state; such as suspense files, missing SIDS, and different standards for maintaining data in different counties. The accuracy of the recidivism data will improve as Minnesota’s ability to identify offenders improves.

It is also important to realize that Minnesota’s recidivism rate is simply that – a rate. It does not indicate that probation or supervised release across Minnesota are or are not working. However, it does give the state a starting point for further exploration and understanding of how probation and supervised release function.

Re-conviction information in this report is cumulative; an offender’s first post-supervision felony reconviction was used to determine at what point he or she recidivated, resulting in a cumulative three year rate.

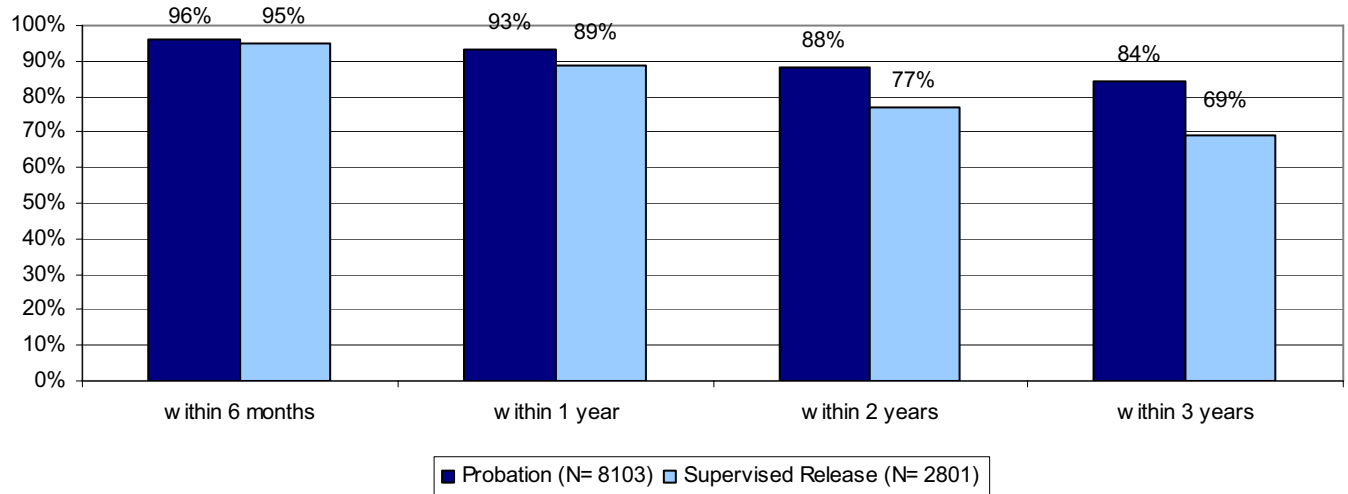
---

<sup>3</sup> See page 37 for definitions of probation and supervised release.

<sup>4</sup> Approximately 6.3% of the total cases closed in 2002 did not have a State Identification Number and could not be used for this report. The expectation is that each year, the number of missing SIDS will decrease.

## Findings-Recidivism

**Percentage of Offenders with a Felony Case Closed in 2002 Who Remained Free of Felony Convictions within Three Years of Supervision End Date (N= 10,904)**



- Within three years post-supervision 84% of offenders on probation and 69% of offenders on supervised release were free from any additional felony level convictions.
- It should be noted that previous recidivism studies have focused on supervised releasees directly after their release from prison. The population in this study focuses on the period after completion of *supervision*.

The offenders studied for this report were, on average, 33 years old at the end of probation supervision, and 34 years old at the end of supervised release supervision. In the probation cohort, 79% of the offenders were male, and 91% of those on supervised release were male. The racial composition of the offenders on probation and supervised release was quite different; while 69% of the probation population was white, this was true for only 59% of those on supervised release. There was 22% of the probation population and 30% of the supervised release population that were African American.

## Restitution

Restitution is defined as money the Court orders an offender to pay to a victim as part of a criminal sentence. This is an equitable remedy to restore a person to the position they would have been in if not for the improper action of the offender.

To obtain the population of offenders who have restitution ordered, the Statewide Supervision System<sup>5</sup> was used to extract adults with a Felony-level supervision case discharged in 2006. Supervision included probation and supervised release.

| <b>Adult Felony Cases Closed with Restitution Ordered in 2006</b>              | <b>State-Wide Totals</b> | <b>% of Total Number of Cases Closed with Restitution Ordered</b> |
|--------------------------------------------------------------------------------|--------------------------|-------------------------------------------------------------------|
| <b>Total Number of Cases Closed with Restitution Ordered</b>                   | 2,536                    | 100                                                               |
| <b>Total Number Closed With Restitution Paid In Full</b>                       | 1,658                    | 65.2                                                              |
|                                                                                |                          |                                                                   |
| <b>Total Number Closed With Less Restitution Paid Than Ordered<sup>6</sup></b> | 878                      | 34.5                                                              |
| <b>Closed With Some Restitution Paid</b>                                       | 331                      | 13.0                                                              |
| <b>Closed With \$0 Restitution Paid<sup>6</sup></b>                            | 547                      | 21.5                                                              |

## Statewide Supervised Work Crews

A lot of time was put forth to report on statewide supervised work crew numbers. However, after extensive efforts, it was determined that data are not currently collected statewide in a consistent manner. It would therefore be difficult to provide accurate reporting and analysis. Instead the Data Definition Team will attempt to develop a few key items that all agencies will report.

---

<sup>5</sup> Hennepin and Ramsey Counties compiled their statistics utilizing internal financial tracking software

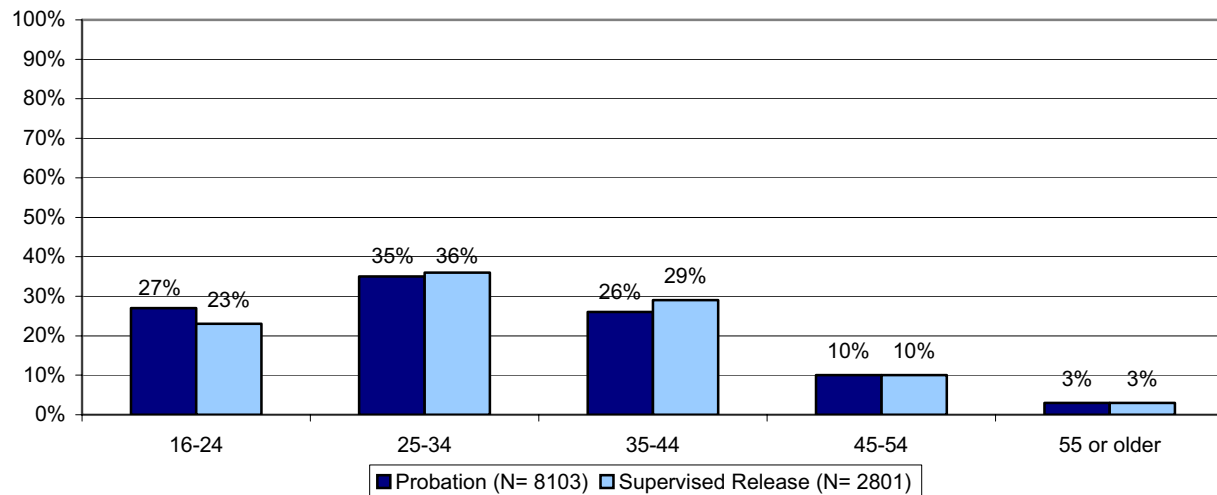
<sup>6</sup> Completion amounts are as reported in S3 and do not include any subsequent payments via revenue recapture or other civil remedies.

# Statewide Probation and Supervised Release Outcome Measures for Cases Closed in 2002

This section of the report presents demographic and recidivism information on 10,904 statewide offenders under supervision with a felony case that closed in 2002. Demographic information is presented first, followed by graphs showing the percentage of offenders who remained felony-free during the three years post-felony supervision.

**FIGURE 1**

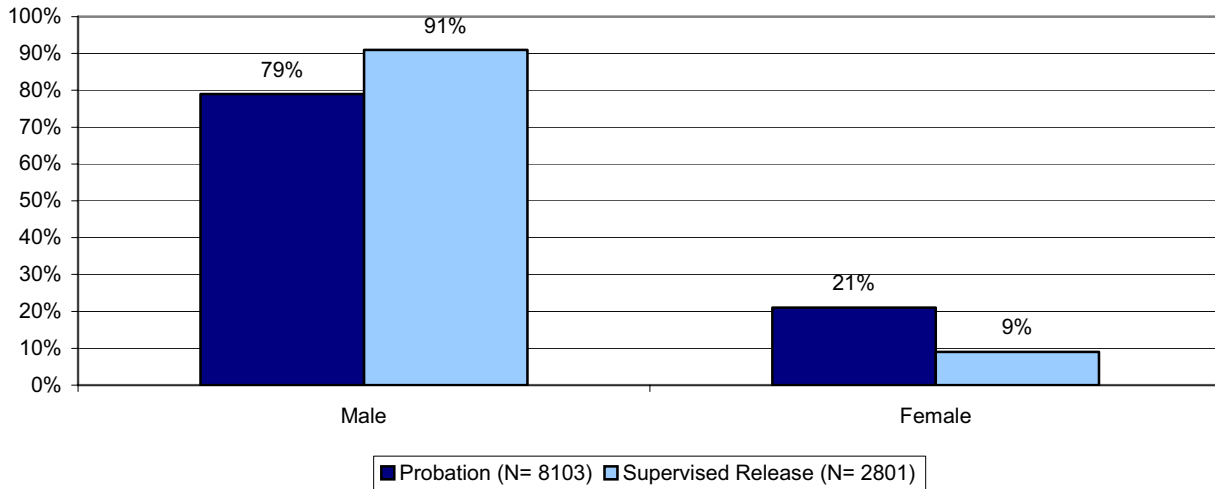
**Breakdown of Age for Felony Offenders Closed in 2002  
(N= 10,904)**



- The age of offenders at their supervision end date varied slightly between those on probation and those on supervised release (Figure 1). The heaviest representation for both groups is the 25—34 age category with probationers making up 35% and supervised releaseses making up 36%.
- The average age of statewide offenders on probation at the end of their supervision was 33 while the average age of offenders on supervised release was 34.

**FIGURE 2**

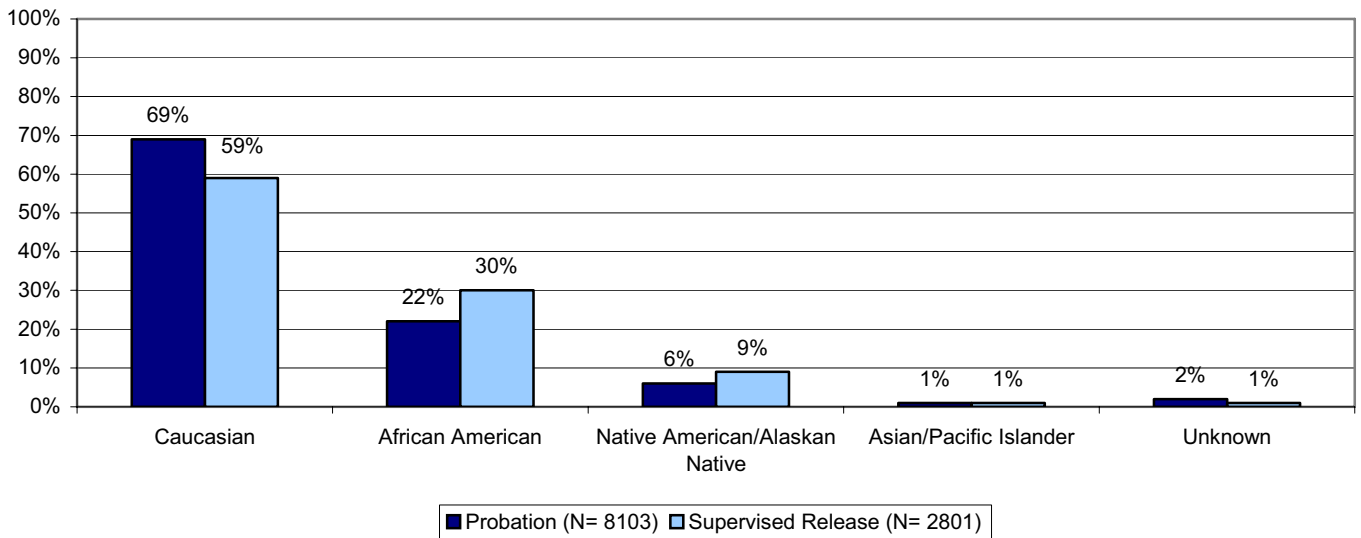
**Breakdown of Gender for Felony Offenders Closed in 2002  
(N= 10,904)**



- As shown in Figure 2, nearly eight in ten (79%) offenders on probation and nine in ten (91%) on supervised release were male.

**FIGURE 3**

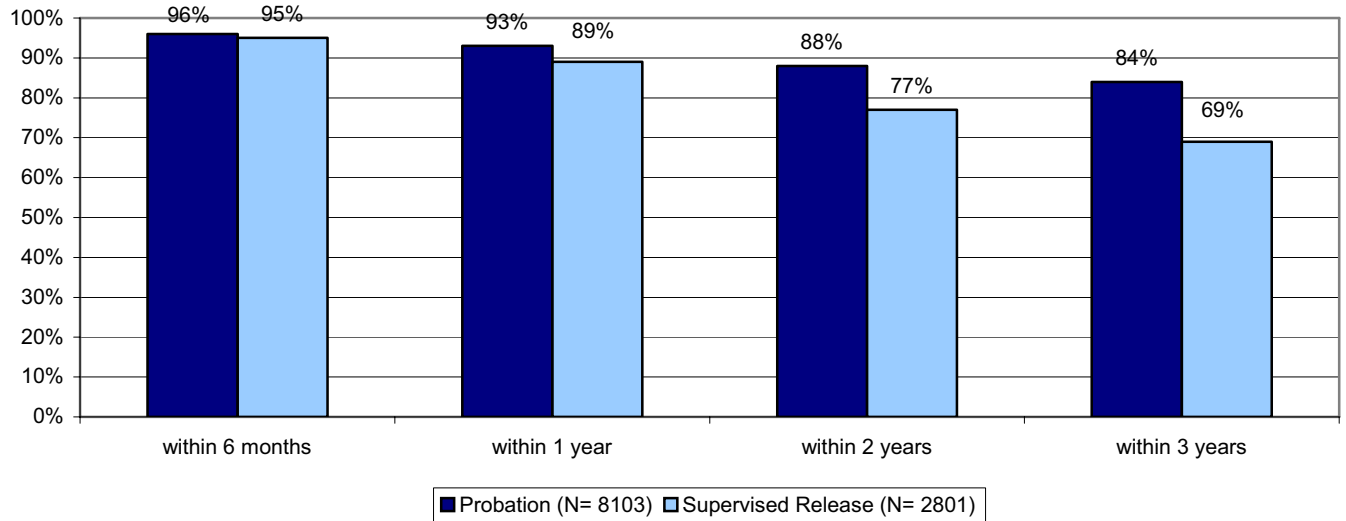
**Breakdown of Race for Felony Offenders Closed in 2002  
(N= 10,904)**



- In Figure 3, there are some differences between the offenders on probation and those on supervised release. While 69% of the offenders on probation were white, only 59% of offenders on supervised release were of this same race. In addition, while nearly one-third (30%) of offenders on supervised release were African American, only 22% of the statewide offenders on probation were of this race.

**FIGURE 4**

**Percentage of Offenders with a Felony Case Closed in 2002 Who Remained Free of Felony Convictions within Three Years of Supervision End Date (N= 10,904)**



- Figure 4 shows statewide felons with a closed case in 2002 who remained felony-free.
- The differences between probation and supervised release become more prominent at the 2 year mark where probationers are recidivism-free at 88% and supervised releaseses at 77%.

It is important to understand that the information in this graph is cumulative i.e., the pool of offenders who remain felony-free can only stay the same or grow smaller over time.

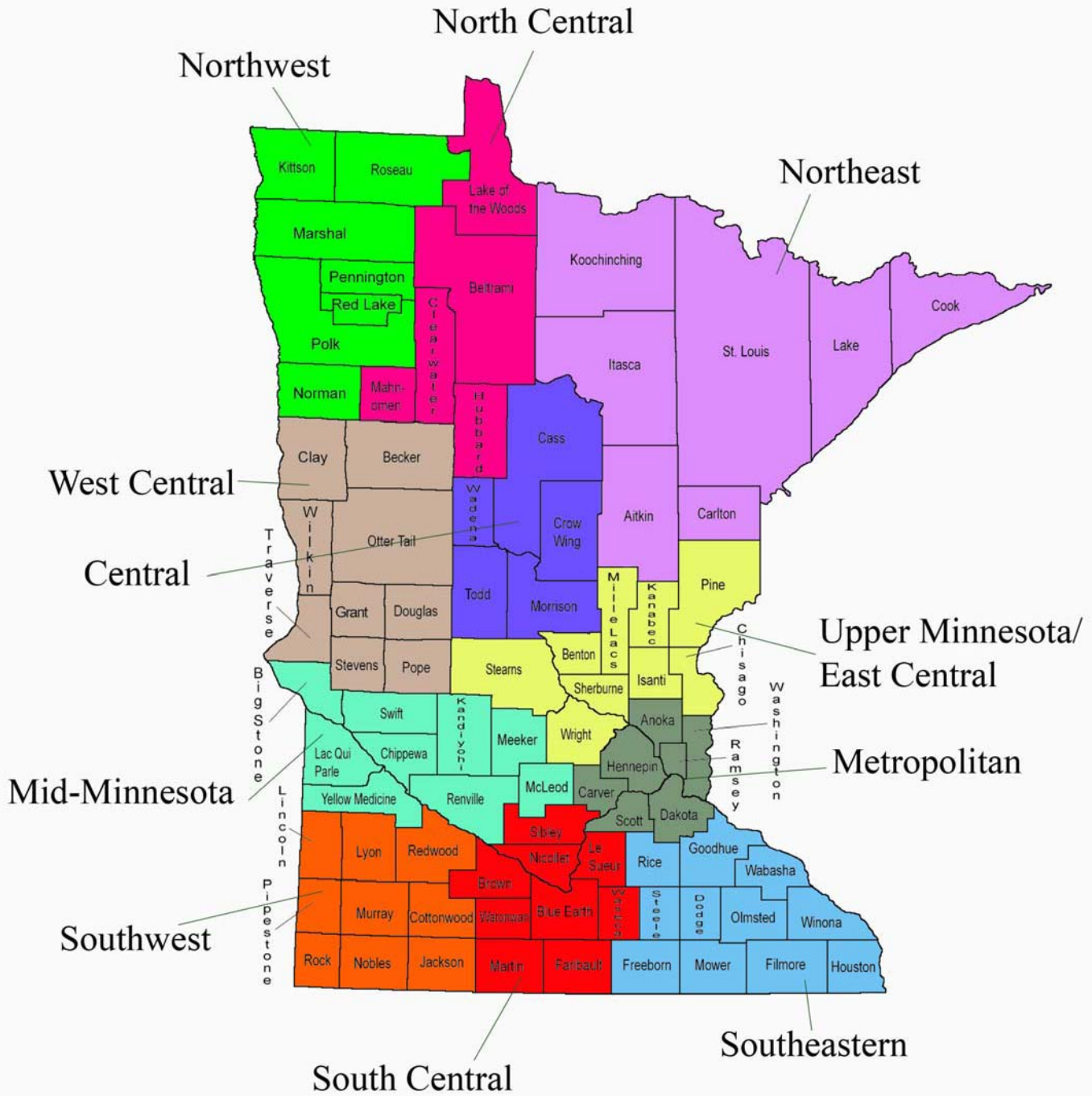
# Regional Recidivism Analysis for Cases Closed in 2002

---

This section of the report examines recidivism based on regions across Minnesota. Regional aggregations are reported in a manner consistent with the Minnesota Regional Development Organizations. These regions include:

1. **Northwest.** Kittson, Marshall, Norman, Pennington, Polk, Red Lake, and Roseau.
2. **North Central.** Beltrami, Clearwater, Hubbard, Lake of the Woods, and Mahnomen.
3. **Northeast.** Aitkin, Carlton, Cook, Itasca, Koochiching, Lake, and St. Louis.
4. **West Central.** Becker, Clay, Douglas, Grant, Otter Tail, Pope, Stevens, Traverse, and Wilkin.
5. **Central.** Cass, Crow Wing, Morrison, Todd, and Wadena.
6. **Mid-Minnesota.** Big Stone, Chippewa, Kandiyohi, Lac Qui Parle, McLeod, Meeker, Renville, Swift, and Yellow Medicine.
7. **Upper Minnesota/East Central.** Benton, Chisago, Isanti, Kanabec, Mille Lacs, Pine, Sherburne, Stearns, and Wright.
8. **Southwest.** Cottonwood, Jackson, Lincoln, Lyon, Murray, Pipestone, Redwood, Rock, and Nobles.
9. **South Central.** Blue Earth, Brown, Faribault, Le Sueur, Martin, Nicollet, Sibley, Waseca, and Watonwan.
10. **Southeastern.** Dodge, Fillmore, Freeborn, Goodhue, Houston, Mower, Olmsted, Rice, Steele, Wabasha, and Winona.
11. **Metropolitan.** Anoka, Carver, Dakota, Hennepin, Ramsey, Scott and Washington.

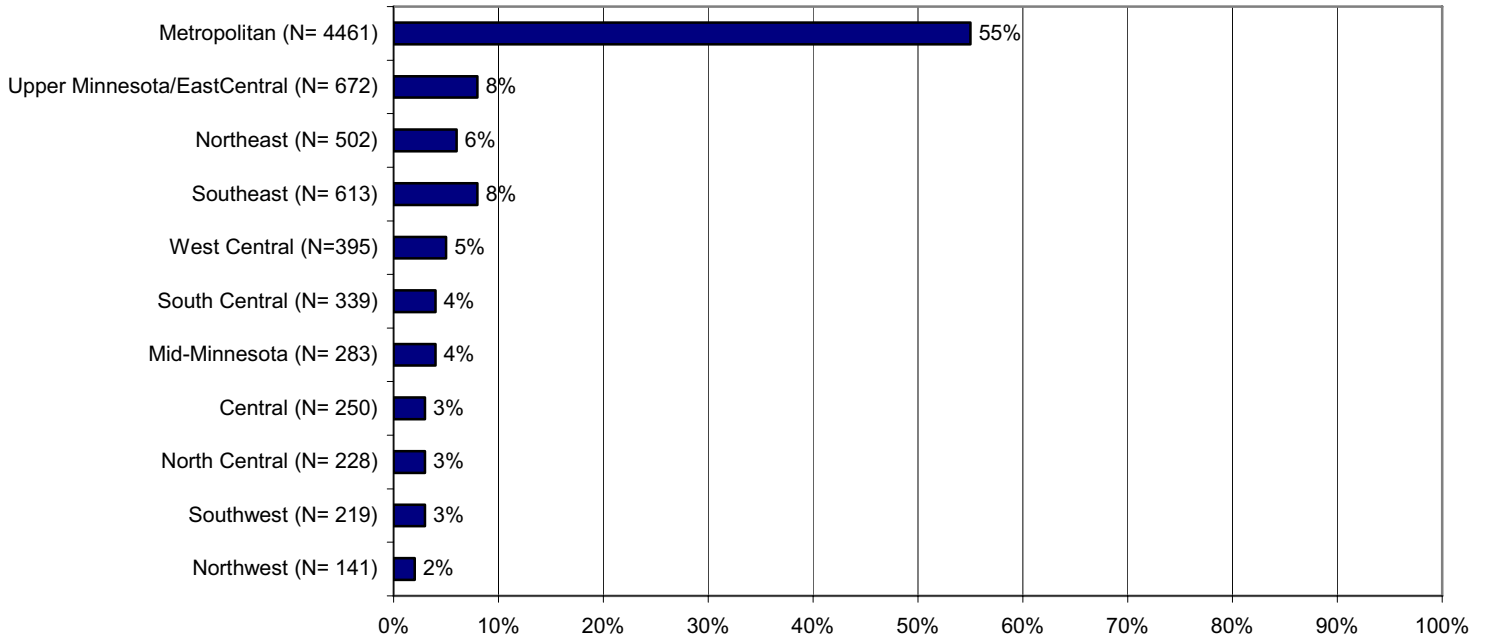
# Regional Map



# Probation Regional Recidivism

FIGURE 5

2002 Probation Population Distribution by Region  
(N= 8103)

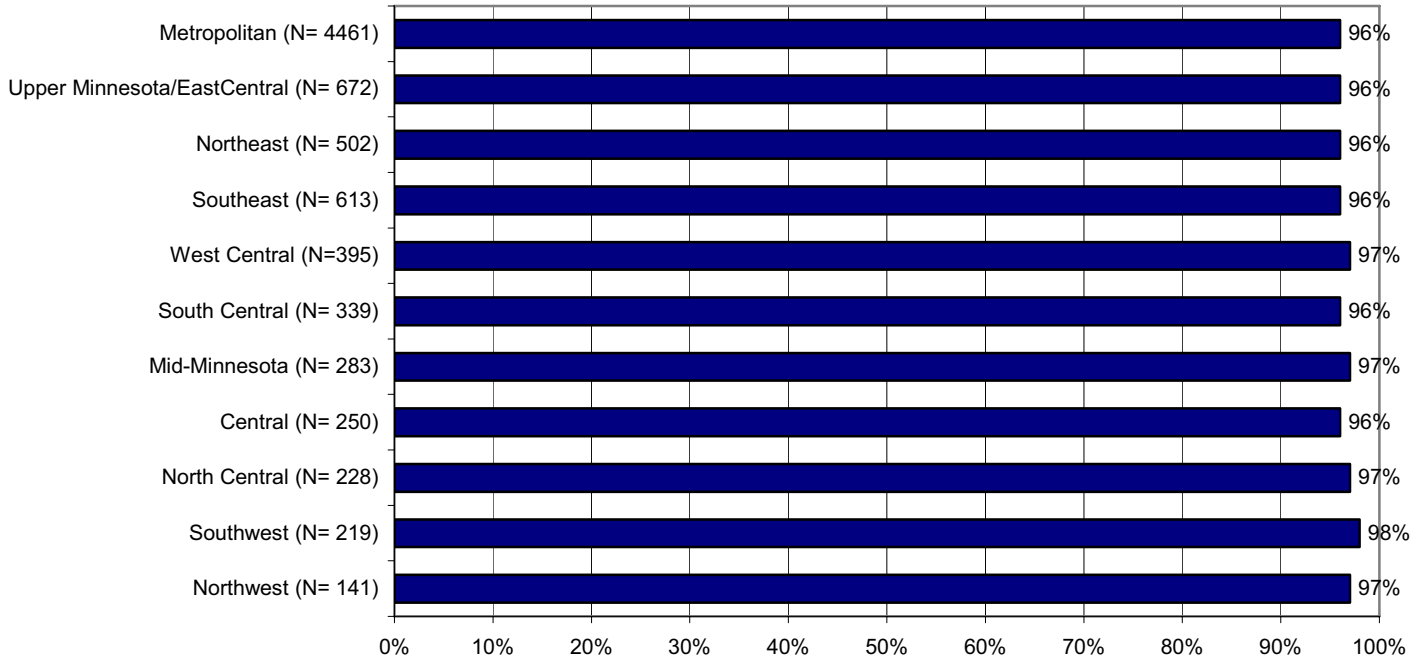


- The largest distribution of offenders in the probation population was 55% under supervision in the Metropolitan region<sup>7</sup>.
- All other regions each had less than 10% of the population (Figure 5).

<sup>7</sup> Please refer to page 12 for the regional breakdown.

**FIGURE 6**

**Six Months Felony-Free Rates by Region for Probationers with a  
Felony Case Closed in 2002  
(N= 8103)**

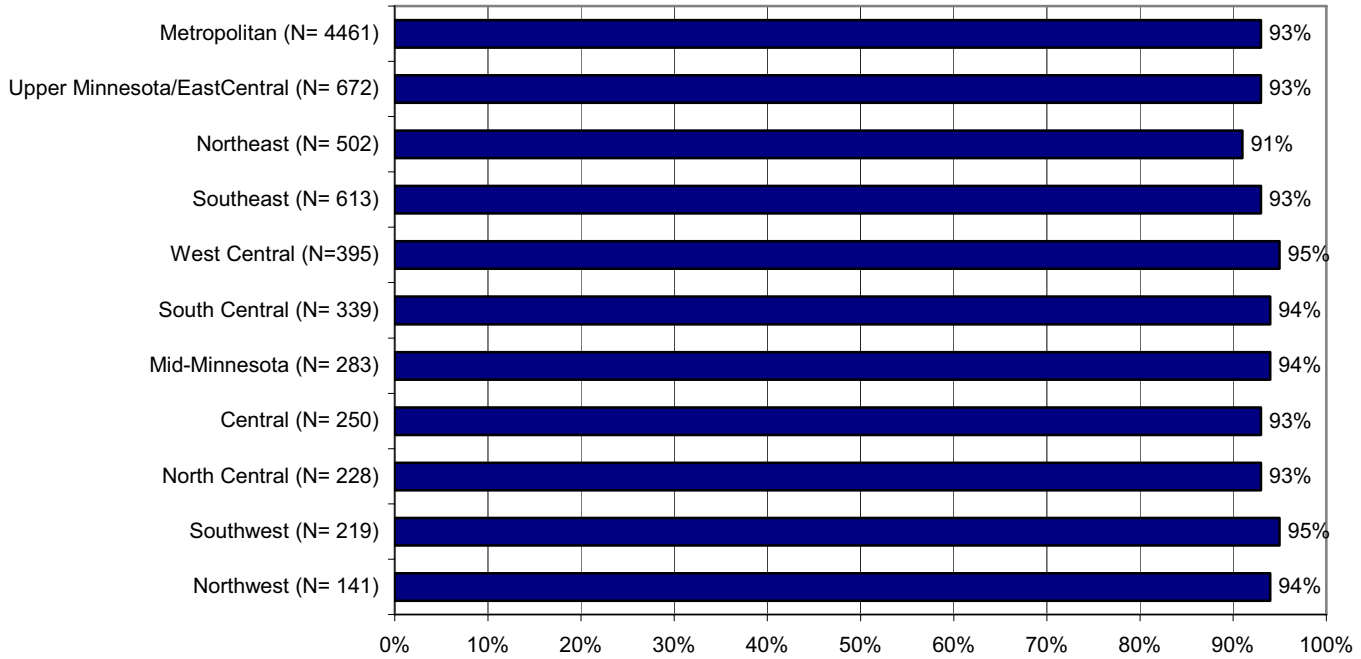


- Figure 6 shows that offenders on probation at six months post-supervision, had felony-conviction free rates between 96% and 98%.
- Felony-free conviction rates were highest in the Southwest<sup>8</sup> region.

<sup>8</sup> Please refer to page 12 for the regional breakdown.

**FIGURE 7**

**One Year Felony-Free Rates by Region for Probationers with a  
Felony Case Closed in 2002  
(N= 8103)**

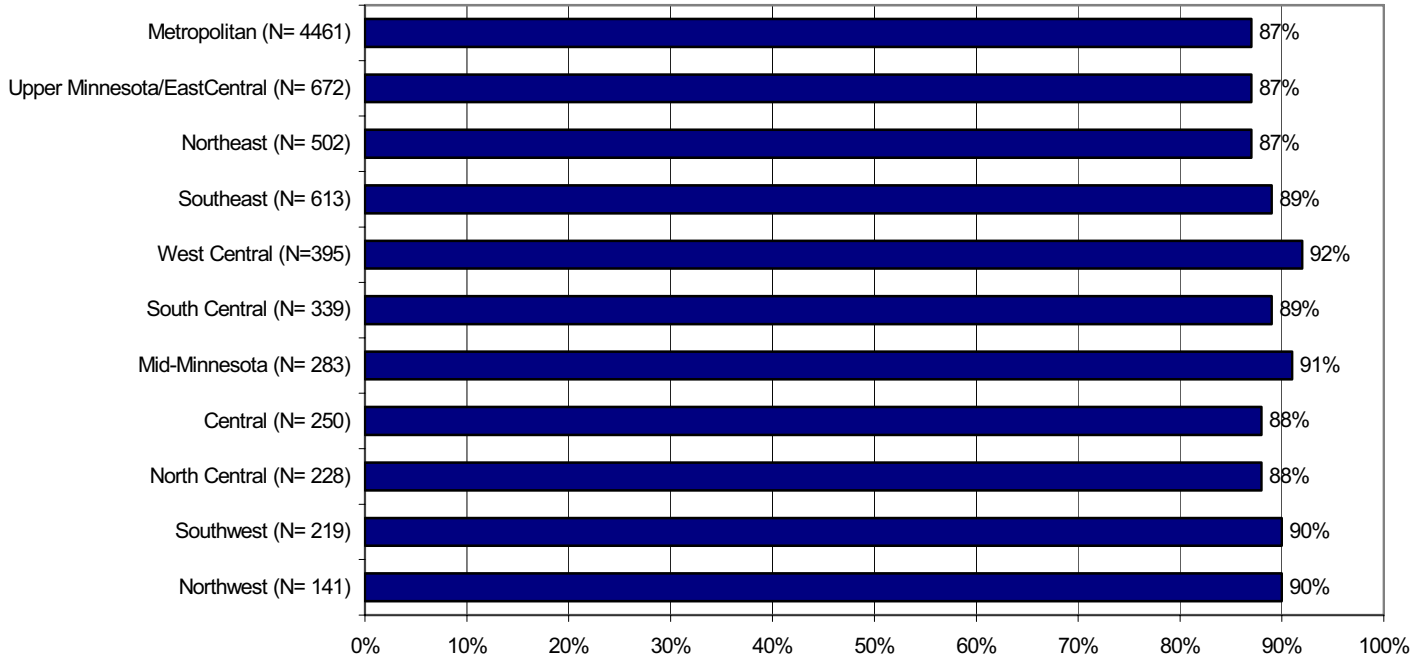


- By one year post-supervision, between 91% and 95% of offenders that were on probation in the various regions were felony-conviction free (Figure 7).
- The Northeast region had the lowest felony-free conviction rate and the West Central and Southwest<sup>9</sup> regions had the highest.

<sup>9</sup> Please refer to page 12 for the regional breakdown.

**FIGURE 8**

**Two Years Felony-Free Rates by Region for Probationers with a  
Felony Case Closed in 2002  
(N= 8103)**

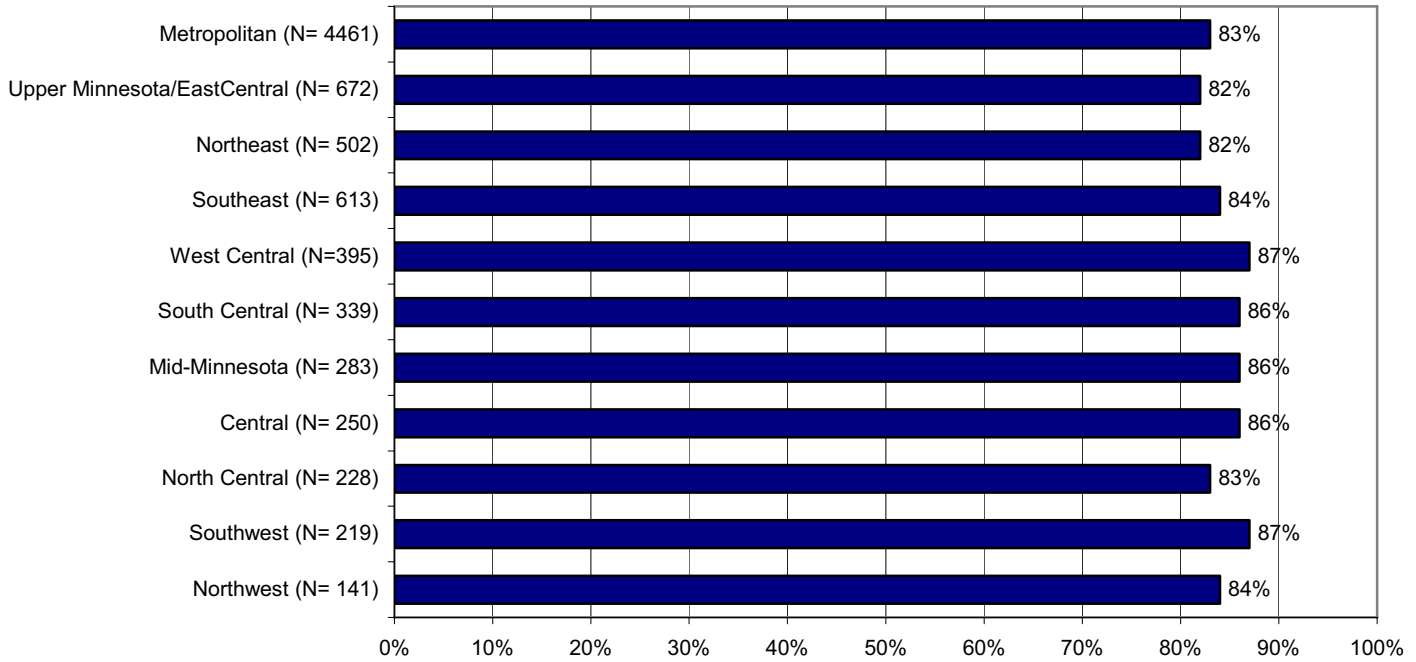


- At two years post-supervision between 87% and 92% of felony-level offenders that were on probation remained felony-conviction free (Figure 8).
- West Central<sup>10</sup> region had the highest rate at 92%

<sup>10</sup> Please refer to page 12 for the regional breakdown.

**FIGURE 9**

**Three Years Felony-Free Rates by Region for Probationers with a  
Felony Case Closed in 2002  
(N= 8103)**



- Within three years post-supervision between 82% and 87% of felony-level offenders that were on probation remained felony-conviction free (Figure 9).
- The regions West Central and Southwest<sup>11</sup> represented the highest felony-free conviction rate and the regions Upper Minnesota/East Central and Northeast represented the lowest felony-free conviction rate.

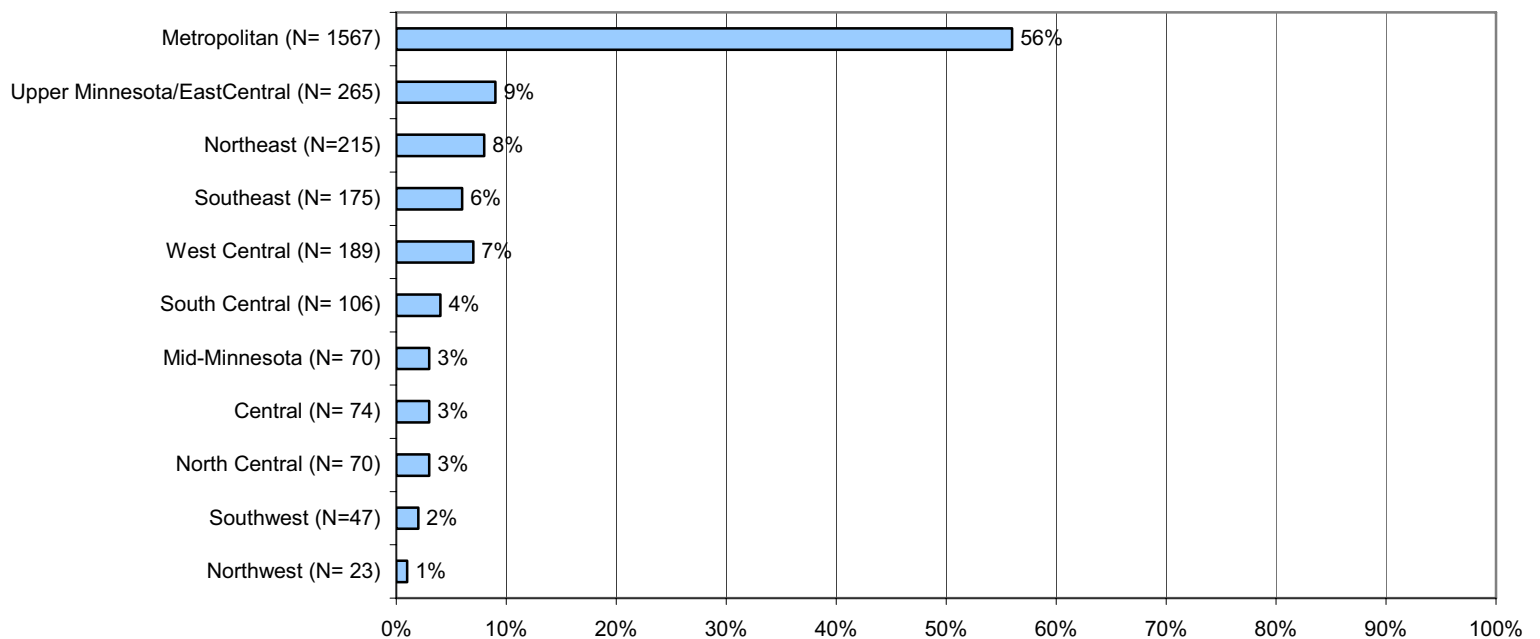
<sup>11</sup> Please refer to page 12 for the regional breakdown.

# Supervised Release<sup>12</sup> Regional Recidivism

---

FIGURE 10

2002 Supervised Release Population Distribution by Region  
(N= 2801)



- The largest distribution of the felony-level supervised release population was in the Metropolitan region<sup>13</sup> (56%).
- All other regions each had less than 10% of the population (Figure 10).

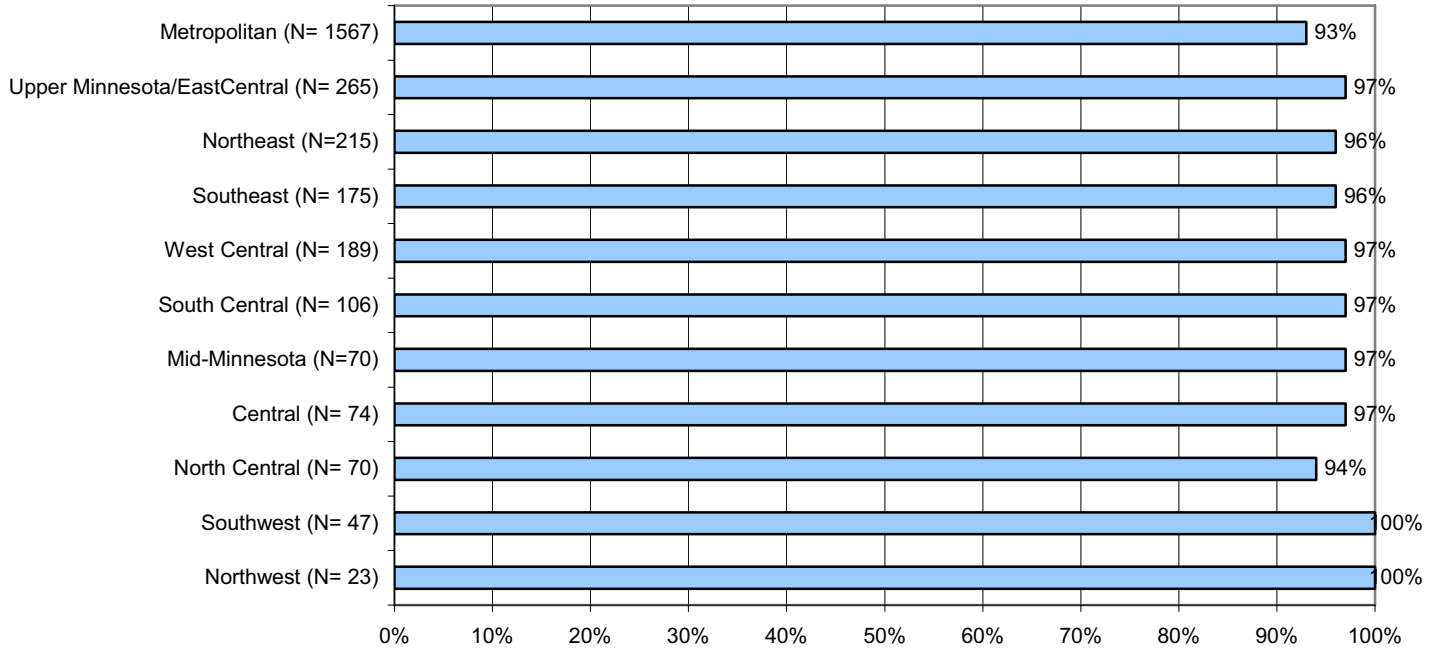
---

<sup>12</sup> It should be noted that previous recidivism studies have focused on supervised releasees directly after their release from prison. The population in this study focuses on the period after completion of *supervision*.

<sup>13</sup> Please refer to page 12 for the regional breakdown.

**FIGURE 11**

**Six Months Felony-Free by Region of Those on Supervised Release  
with a Felony Case Closed in 2002  
(N = 2801)**

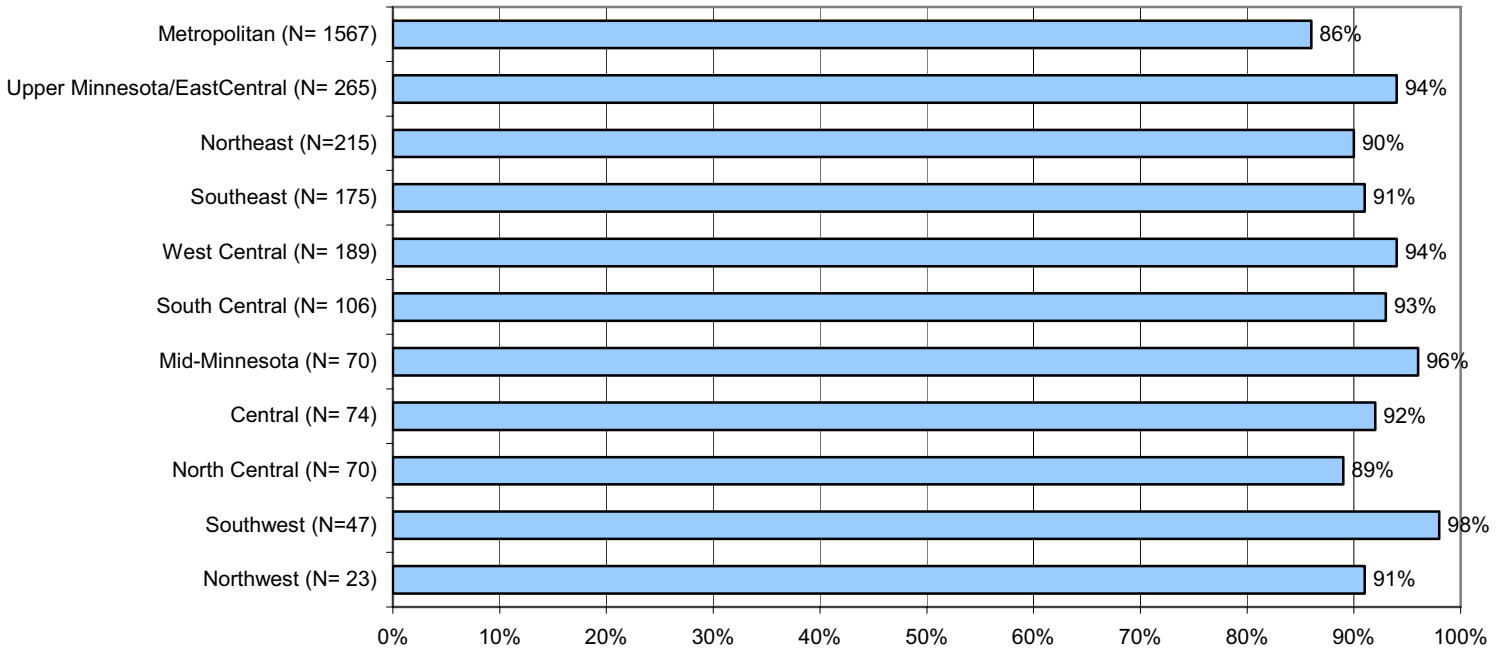


- Figure 11 shows that for offenders on supervised release at six months post-supervision, between 93% and 100% were felony-conviction free.
- The Southwest and Northwest<sup>14</sup> regions had the highest rates of all the regions with 100% felony-conviction free.

<sup>14</sup> Please refer to page 12 for the regional breakdown.

**FIGURE 12**

**One Year Felony-Free by Region of Those on Supervised Release  
with a Felony Case Closed in 2002  
(N= 2801)**

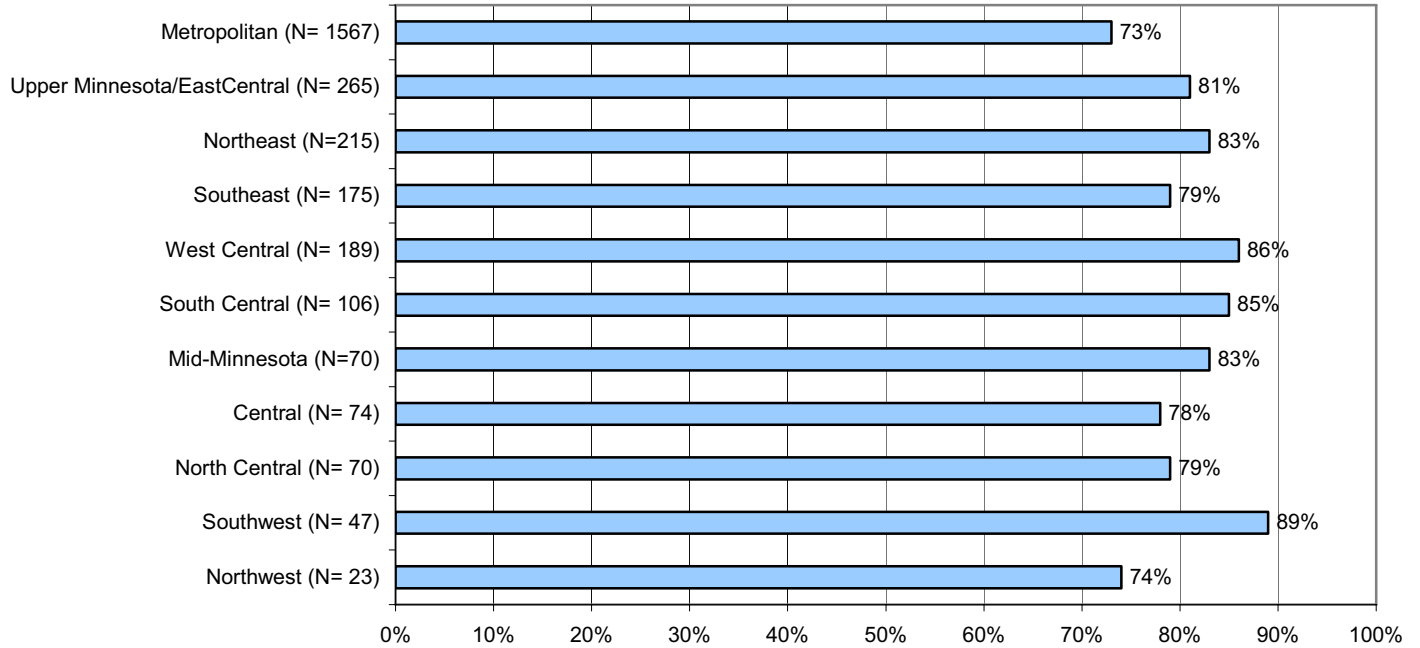


- By one year post-supervision, between 86% and 98% of offenders that had been on supervised release in the various regions were felony-conviction free (Figure 12).
- The Southwest<sup>15</sup> region marked the highest rate of felony-conviction free at 98% and the Metropolitan was at the lowest with 86%.

<sup>15</sup> Please refer to page 12 for the regional breakdown.

**FIGURE 13**

**Two Years Felony-Free by Region of Those on Supervised Release  
with a Felony Case Closed in 2002  
(N= 2801)**

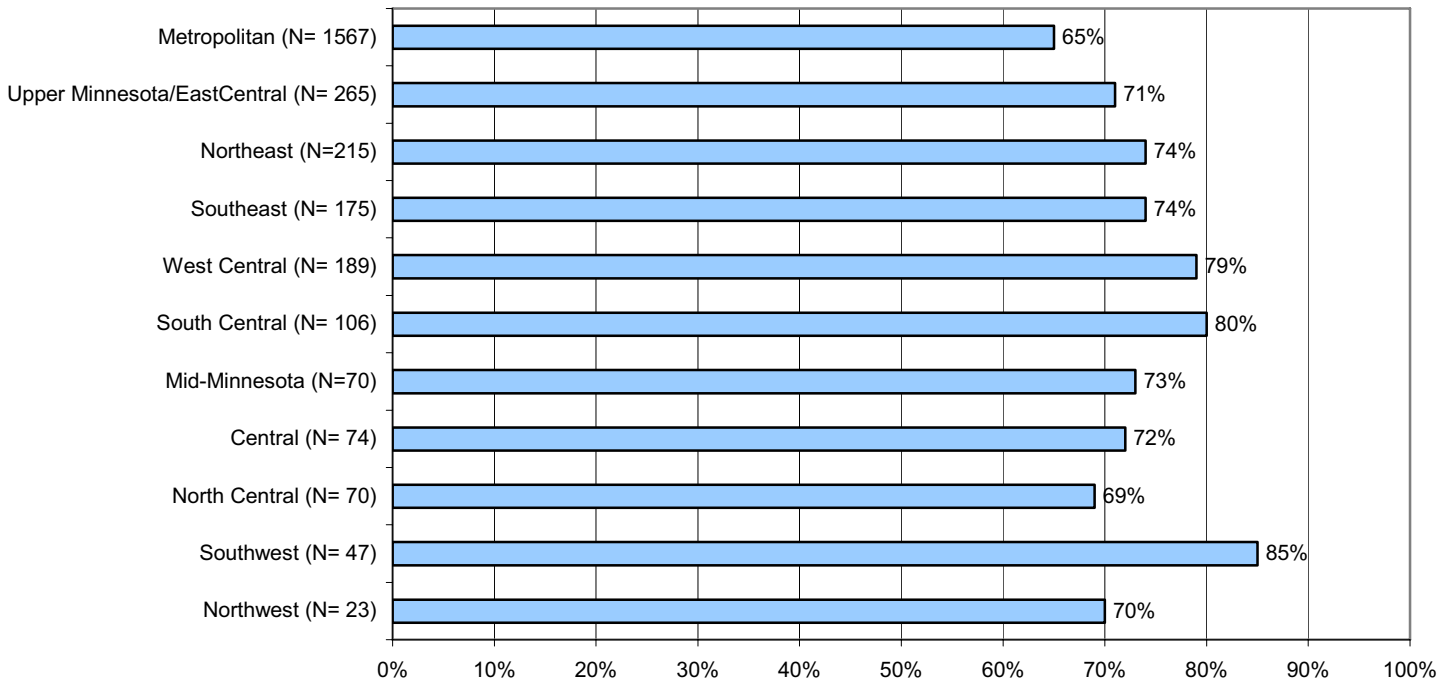


- At two years post-supervision between 73% and 89% of felony-level offenders that had been on supervised release remained felony-conviction free (Figure 13).
- Again it was the Southwest<sup>16</sup> region that made up the highest at 89% and the Metropolitan region was the lowest at 73%.

<sup>16</sup> Please refer to page 12 for the regional breakdown.

**FIGURE 14**

**Three Years Felony-Free by Region of Those on Supervised Release  
with a Felony Case Closed in 2002  
(N= 2801)**



- Within three years post-supervision between 65% and 85% of felony-level offenders that were on supervised release remained felony-conviction free (Figure 14).
- The regions of Southwest<sup>17</sup> and the Metropolitan continued their trend at three years with having the highest and lowest felony-conviction free rate.

<sup>17</sup> Please refer to page 12 for the regional breakdown.

# Detailed Regional Outcomes<sup>18</sup> for Cases Closed in 2002

FIGURE 15

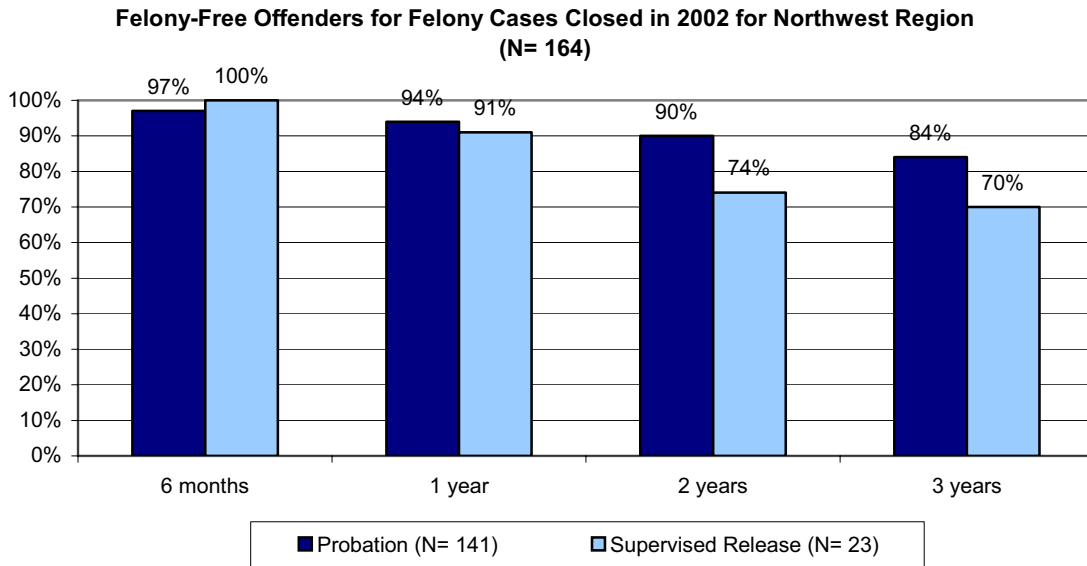
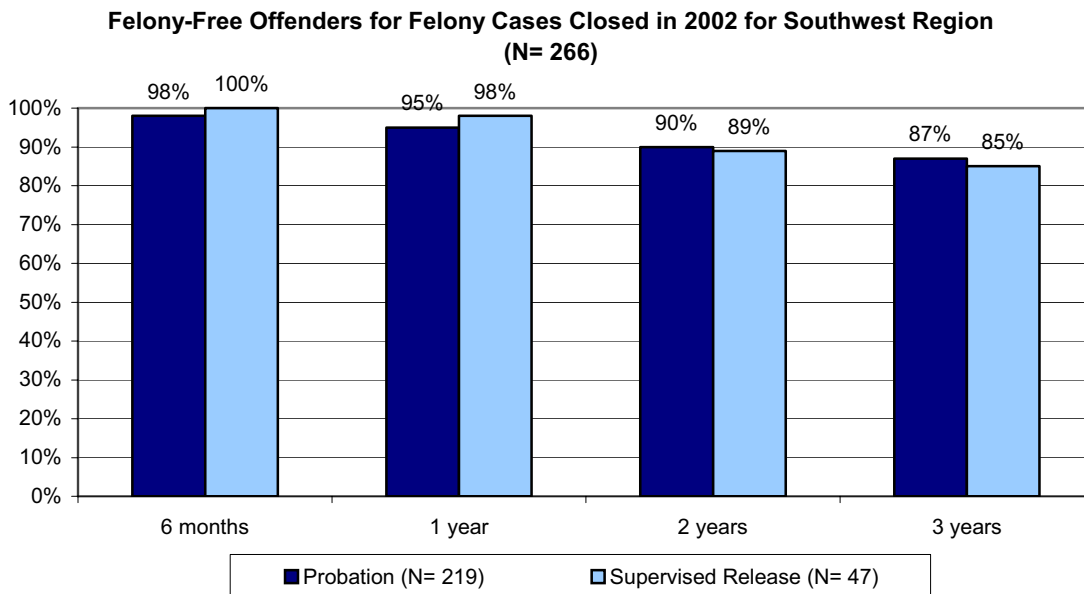
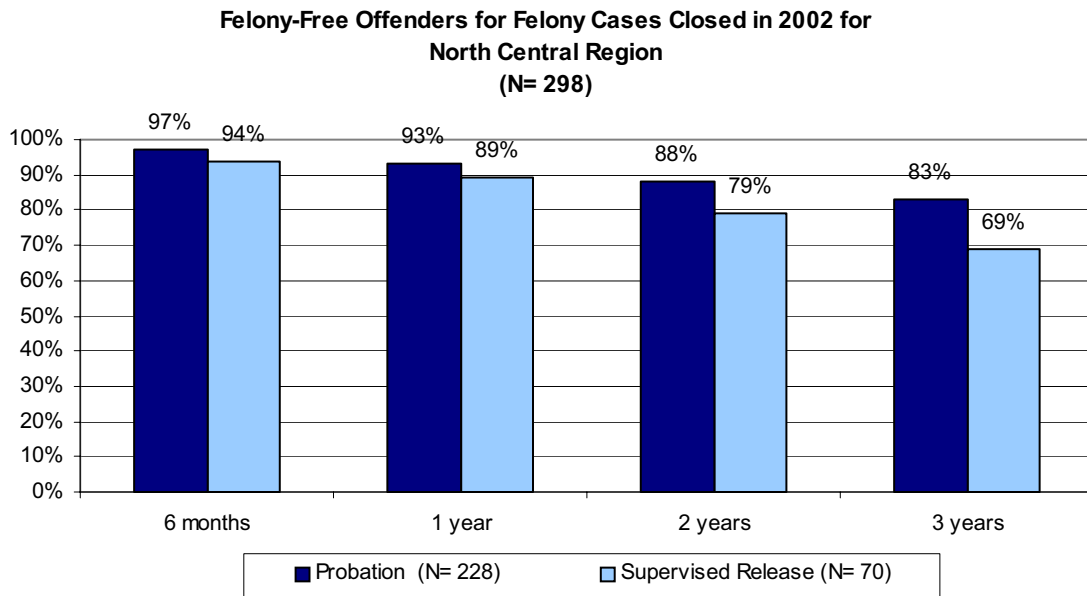


FIGURE 16

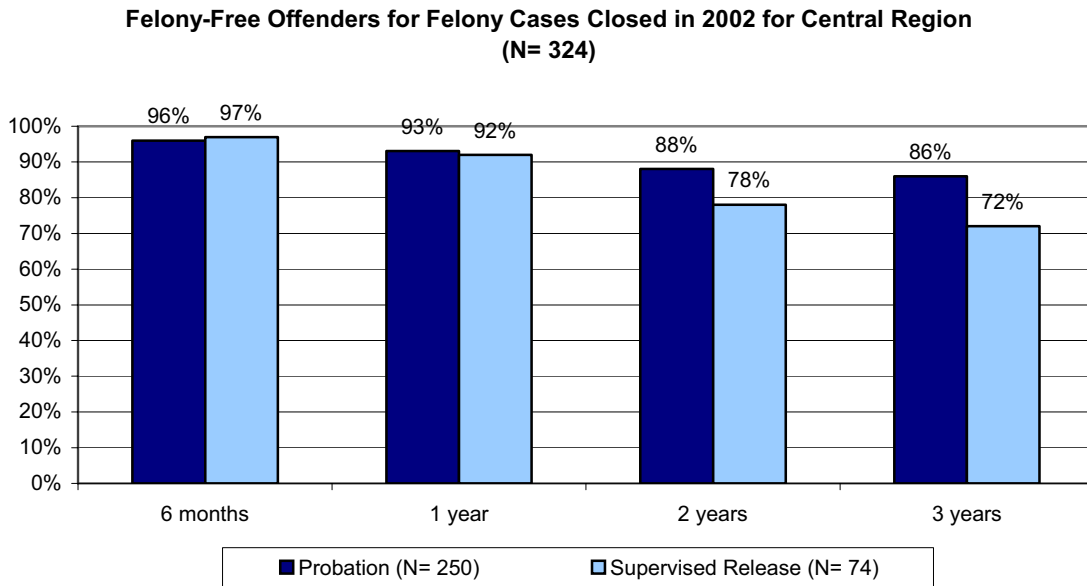


<sup>18</sup> Please refer to page 12 for the regional breakdown for Figures 15—25.

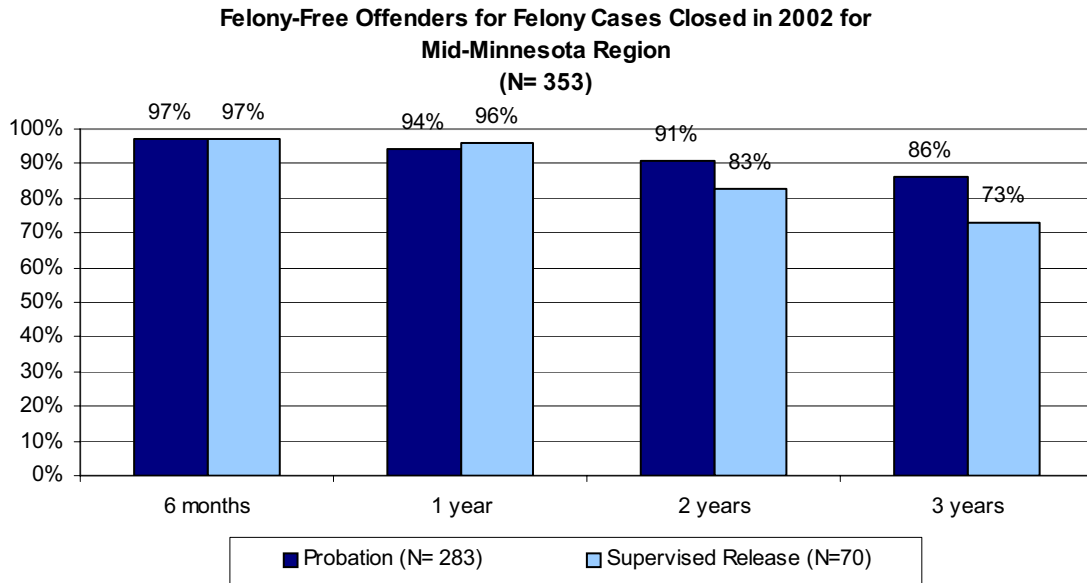
**FIGURE 17**



**FIGURE 18**



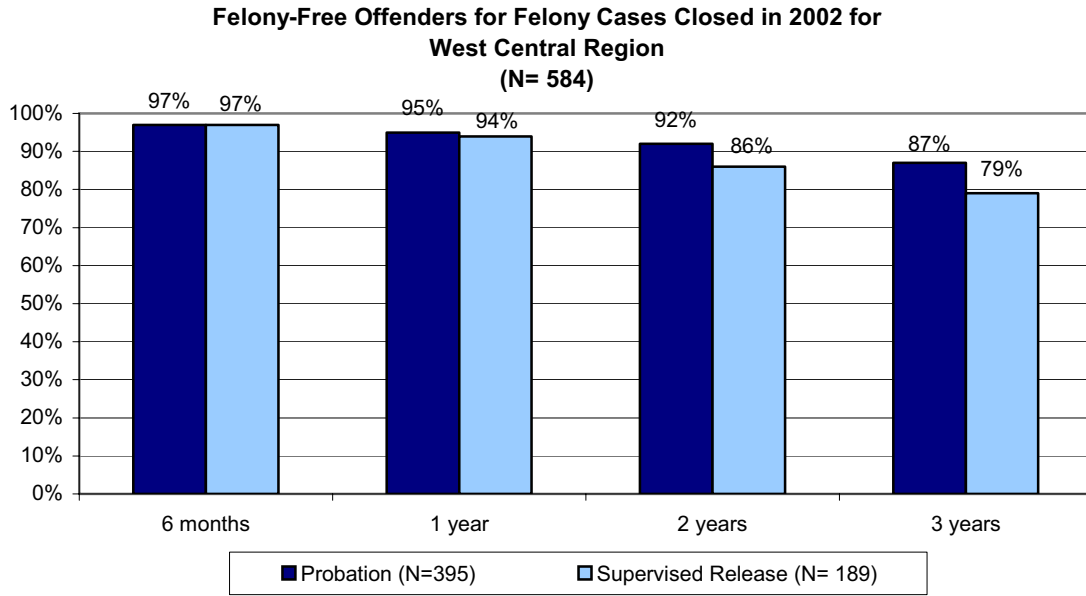
**FIGURE 19**



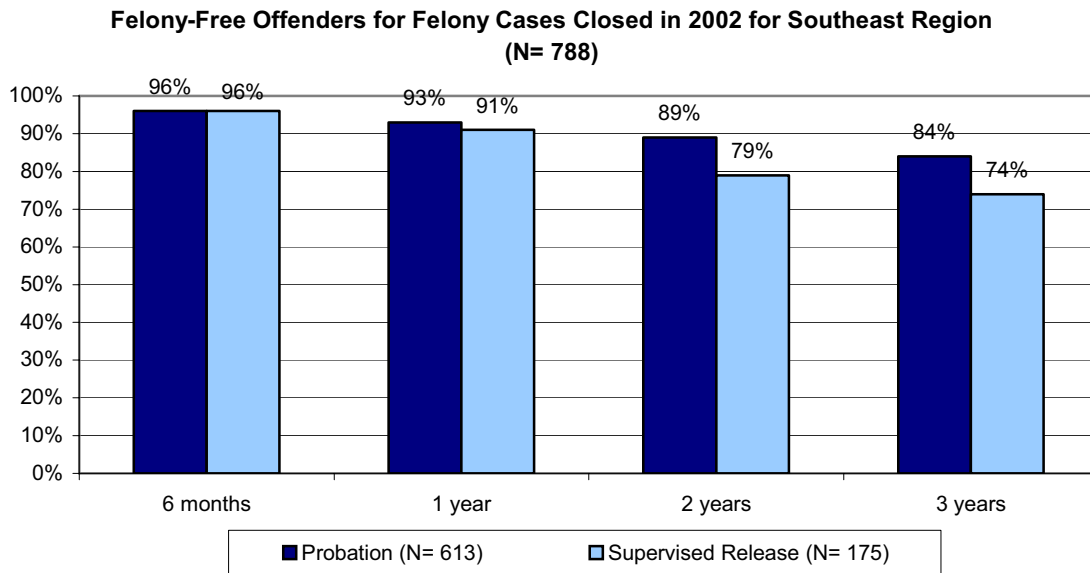
**FIGURE 20**



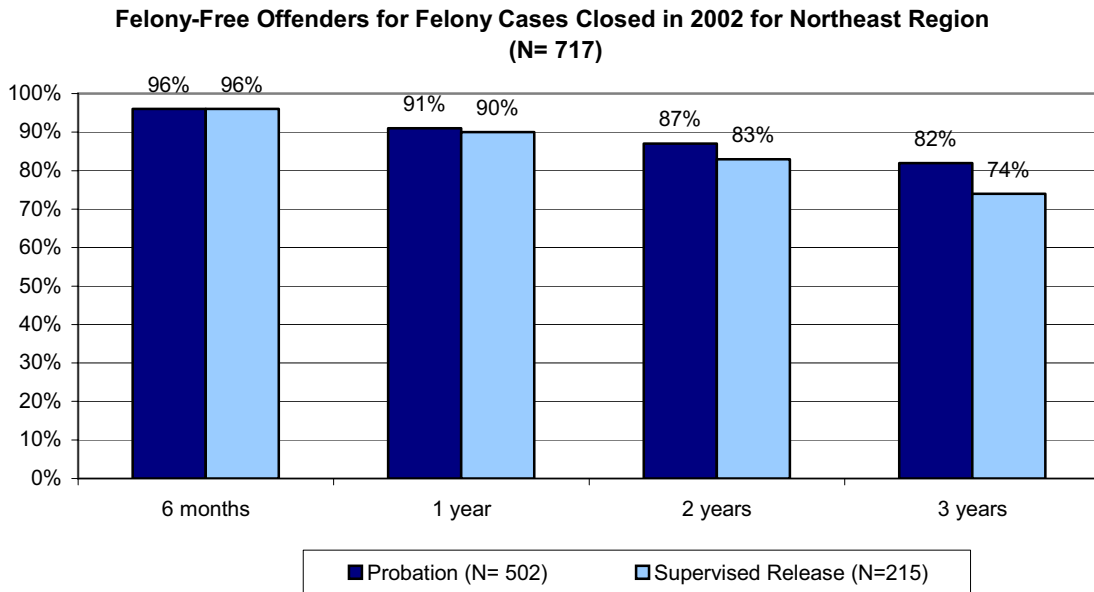
**FIGURE 21**



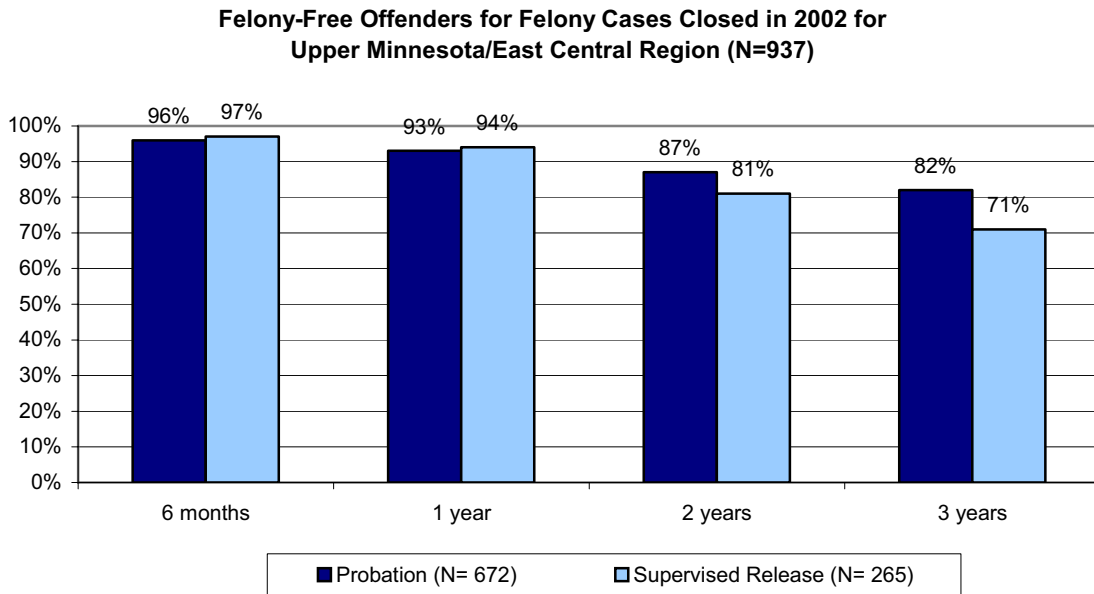
**FIGURE 22**



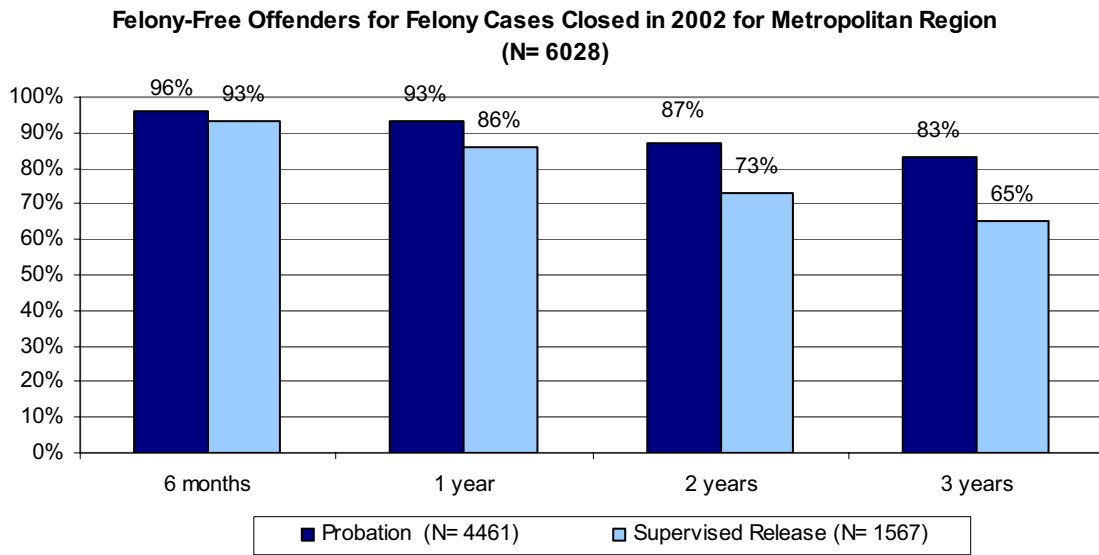
**FIGURE 23**



**FIGURE 24**



**FIGURE 25**



# Restitution Ordered for Felony Cases Closed in 2006

For the purposes of this report Restitution is defined as money the Court orders an offender to pay to a victim as part of a criminal sentence. This is an equitable remedy to restore a person to the position they would have been in if not for the improper action of the offender.

To obtain the population of offenders who have restitution ordered, the Statewide Supervision System<sup>19</sup> was used to extract adults with a Felony-level supervision case closed in 2006. Supervision included probation and supervised release.

**Table 1**

| Number of Adult Felony Cases Closed in 2006 with Restitution Ordered      | State-Wide Totals | % of Total Number of Cases Closed with Restitution Ordered |
|---------------------------------------------------------------------------|-------------------|------------------------------------------------------------|
| Total Number of Cases Closed with Restitution Ordered                     | 2,536             | 100                                                        |
| Total Number Closed With Restitution Paid In Full                         | 1,658             | 65.2                                                       |
| Total Number Closed With Less Restitution Paid Than Ordered <sup>19</sup> | 878               | 34.5                                                       |
| Closed With Some Restitution Paid                                         | 331               | 13.0                                                       |
| Closed With \$0 Restitution Paid <sup>20</sup>                            | 547               | 21.5                                                       |

**Table 2**

| Restitution Collected from Adult Felony Cases Closed in 2006              | State-Wide Totals | Total Restitution Ordered | Total Restitution Paid |
|---------------------------------------------------------------------------|-------------------|---------------------------|------------------------|
| Total Number of Cases Closed with Restitution Ordered                     | 2,536             | \$11,014,466.95           | \$7,013,999.44         |
| Total Number Closed With Restitution Paid In Full                         | 1,658             | \$6,472,446.16            | \$6,472,446.16         |
| Total Number Closed With Less Restitution Paid Than Ordered <sup>19</sup> | 878               | \$4,532,431.08            | \$525,298.21           |
| Closed With Some Restitution Paid                                         | 331               | \$2,669,186.51            | \$525,298.21           |
| Closed With \$0 Restitution Paid <sup>19</sup>                            | 547               | \$1,863,244.57            | \$0.00                 |

- Statewide there were 2,536 adult felony closed cases that had a restitution ordered.
- A total of 65% was paid in full.
- The total restitution paid for 2006 was \$7,013,999.44.

<sup>19</sup> Hennepin and Ramsey Counties compiled their statistics utilizing internal financial tracking software.

<sup>20</sup> Completion amounts are as reported in S3 and do not include any subsequent payments via revenue recapture or other civil remedies.

# Appendix

## Appendix A:

# History

---

The statewide probation and supervised release outcomes effort in Minnesota began in 1997 and in February of that year, the first Correctional Outcome Measures Report was completed. The report was not legislatively required. Rather, it was initiated by various correctional agencies in response to the need for uniform outcome measures. The agencies involved with this report included the Department of Corrections, the Minnesota Association of County Probation Officers, the Minnesota Corrections Association, and the Minnesota Association of Community Corrections Act Counties. This group identified four measures that were designed to meet the following correctional objectives:

1. Offenders will be law abiding,
2. Victims will be financially restored,
3. Offenders who are court ordered to perform certain obligations will abide by the court order, and
4. Agencies will assist offenders with change.

In July 2001 the Data Definition Team (DDT) was created. The DDT grew out of the previous work groups and focused on the issues of quality assurance, defining and clarifying how outcome measures would be collected using current (and future) data systems, and creating/coordinating a data collection and reporting protocol. As a result of the DDT's work, standardized outcomes and definitions were established and documented in the Statewide Probation Outcomes Final Recommendations Report. This current Statewide Probation and Supervised Release Outcome Report is the DDT's attempt of reporting clearly defined statewide probation and supervised release outcomes and concentrates on two of the four correctional objects –offenders remain law abiding and the community receives restorative offender services and activities.

## History

The statewide probation and supervised release outcomes effort in Minnesota began in 1997. The following is a historical chronology of the effort:

*February 1997: First Correctional Outcome Measures report completed.* The report was not legislatively required. Rather, it was initiated by various correctional agencies in response to the need for uniform outcome measures. The agencies involved with this report included the Department of Corrections, the Minnesota Association of County Probation Officers, the Minnesota Corrections Association, and the Minnesota Association of Community Corrections Act Counties. The Task Force proposed four outcome measures and made two implementation recommendations. The four measures were designed to meet the following correctional objectives:

1. Offenders will be law abiding,

2. Victims will be financially restored,
3. Offenders who are court ordered to perform certain obligations will abide by the court order, and
4. Agencies will assist offenders with change.

In addition, the Task Force recommended that:

1. The Minnesota Department of Corrections form an implementation committee to develop data standards, definitions, methodology, and means of data collection; and
2. A Data Advisory Committee be established to review the information submitted and interpret the data for possible policy implications and data enhancements.

*May 1997: Legislatively created work group required.* A statute was passed (Minnesota Laws 1997, Chapter 239, Senate File 1880, Article 9, Section 48) requiring the Commissioner of Corrections to establish a work group to develop uniform statewide probation outcome measures. This work group was charged with the development of both measurement definitions (in order that all probation service providers report standardized outcome information) and a method by which statewide providers could measure and report recidivism in a uniform manner.

*January 1998: Uniform Statewide Probation Outcome Measures Workgroup report completed.* The workgroup consisted of multiple stakeholders and included interviews and meetings with various agencies involved in information systems policy. The work group recommended five overarching objectives on which to collect data, including:

1. Protection of the public,
2. Enforcing orders of the criminal and juvenile justice systems,
3. Assisting the offender to change,
4. Restoring the crime victim, and
5. Community restoration and community involvement.

This group further recommended that:

1. The Minnesota Department of Corrections should develop a process for the construction of a statewide plan including, but not limited to, minimum standards for service delivery and statewide goals from which future measures could be created. It was also recommended that local agencies be a part of this planning process.
2. A small number of core outcomes should be developed for both juvenile and adult community-based correctional services, on which all delivery systems should be asked to report annually.
3. Due to a lack of a centralized statewide data system, only the measure of adult recidivism would be implemented immediately.
4. Tabulation and reporting of recidivism should be done annually and statewide by the Minnesota Department of Corrections. After tabulation, individual agency information should be returned to the reporting agencies for the purpose of measuring the effectiveness of programs being operated by that agency.

*November 2000: Outcome Measures, Performance Enhancement, and Data Integration committee created.* This work group, created by the Community Services Advisory Council and comprised of volunteers from both county and state corrections agencies, was charged with revisiting the 1998 Outcomes Report in the interest of clarifying existing outcomes and addressing the policy questions related to those outcomes. The

recommendations of this committee were published in March of 2001 and included the following:

1. All data necessary for reporting on identified non-recidivism outcomes should be made available in the Court Services Tracking System (CSTS) and the Statewide Supervision System (SSS).
2. Data practices issues surrounding the collection and dissemination of data, including issues of juvenile data and the use of risk scores, should be addressed prior to the implementation of statewide outcomes.
3. A standing Data Definition Team (DDT) should be created to define terms, clarify data fields, construct timelines, and determine the protocols and responsibilities necessary for the implementation of statewide outcomes. The DDT should include three practitioner representatives from each of the three delivery systems, along with research or performance measurement specialists from both the state and local levels.

*July 2001: Data Definition Team created.* The Data Definition Team (DDT) grew out of the previous work groups and focused on the issues of quality assurance, defining and clarifying how outcome measures would be collected using current (and future) data systems, and creating/coordinating a data collection and reporting protocol. As a result of the DDT's work, standardized outcomes and definitions were established and documented in the Statewide Probation Outcomes Final Recommendations Report. The DDT worked with the administrations of the three delivery systems to collect State Identification Numbers (SID) that were needed to collect the recidivism data for this report. This current report concentrates on two of the four correctional objectives – offenders remain law abiding and the community receives restorative offender services and activities.

## Implementation Plan

---

In order to accomplish its work, the DDT developed an implementation plan for gathering statewide probation and supervised release outcomes. Adoption of Statewide Probation Outcome Measures is voluntary. The DDT or any DDT satellite committee cannot impose outcome measures on probation delivery systems. Further, public reports on this performance data will only include information from counties who are willing to participate fully in the process. The Data Definition Team has established the following implementation guidelines:

- ❖ **Training.** Training sessions on performance measurement and the use of S<sup>3</sup> to report on statewide outcome measures were developed and delivered in Winter 2003. The Department of Corrections was responsible for scheduling and delivering this training. Regional training in performance measurement and the development of the Statewide Probation Outcome Measures was provided for county corrections administrators and managers; training on issues of data integrity and the use of S<sup>3</sup> to report on statewide outcomes was offered to line staff most closely connected with data entry.
- ❖ **Data Integrity and Representation.** The DOC's Information and Technology Unit has worked with systems administrators in each agency to verify S<sup>3</sup> data. This unit has conducted trainings on the validation of probation data as it feeds into the S<sup>3</sup> system. These efforts help to ensure

that the information gathered is accurate, timely, and uniform across agencies. The body of the Statewide Probation and Supervised Release Outcomes Annual Report includes overall totals and regional aggregations of the outcomes data. Regional aggregations are reported in a manner consistent with the Minnesota Regional Development Organizations.

Individual jurisdictions have an opportunity to review and approve their data prior to the publication of that data in the Statewide Probation and Supervised Release Outcomes Annual Report. Jurisdiction-specific results, along with jurisdiction commentary on their data, are made available on a per request basis. The Data Definition Team meets on a continuing basis to discuss the implementation of the remaining outcomes, the content and style of future outcome reports, and strategies to encourage data sharing across jurisdictions.

## Appendix B: Data Dictionary

|                            |                                                                                                                                                                                                                                                                                                                                                                                                                                                                                                     |
|----------------------------|-----------------------------------------------------------------------------------------------------------------------------------------------------------------------------------------------------------------------------------------------------------------------------------------------------------------------------------------------------------------------------------------------------------------------------------------------------------------------------------------------------|
| <b>GOAL</b>                | <u>Insuring Public Safety</u>                                                                                                                                                                                                                                                                                                                                                                                                                                                                       |
| <b>OUTCOME</b>             | <b>Offenders remain law abiding.</b>                                                                                                                                                                                                                                                                                                                                                                                                                                                                |
| <b>Indicator #1</b>        | <b>Percentage of offenders who are not arrested, charged, convicted for a new offense while under supervision.</b>                                                                                                                                                                                                                                                                                                                                                                                  |
| <b>Definitions</b>         | <p>Supervision: Agency has jurisdiction over an offender regardless of the level of supervision (paper, administrative, intensive, etc) not to include diversion, sole sanction, etc.</p> <p>Reporting Range: Offenders starting their supervision period of probation/supervised release/parole at any time during the selected calendar year.</p> <p>Transfer Cases: Reporting will be available to separate out offenders who transfer between agencies to assess impact on overall outcome.</p> |
| <b>Reporting Frequency</b> | Reporting to be done annually if automation possible<br>(every other year if automation not possible)                                                                                                                                                                                                                                                                                                                                                                                               |
| <b>Responsible Agency</b>  | Department of Corrections in consultation with local agencies                                                                                                                                                                                                                                                                                                                                                                                                                                       |

|                            |                                                                                                                                                                                                                                                                                                                                                                                                                                                                                                                                                                                                                                                                                                                                                                                                                                                   |
|----------------------------|---------------------------------------------------------------------------------------------------------------------------------------------------------------------------------------------------------------------------------------------------------------------------------------------------------------------------------------------------------------------------------------------------------------------------------------------------------------------------------------------------------------------------------------------------------------------------------------------------------------------------------------------------------------------------------------------------------------------------------------------------------------------------------------------------------------------------------------------------|
| <b>GOAL</b>                | <u>Insuring Public Safety</u>                                                                                                                                                                                                                                                                                                                                                                                                                                                                                                                                                                                                                                                                                                                                                                                                                     |
| <b>OUTCOME</b>             | <b>Offenders remain law abiding.</b>                                                                                                                                                                                                                                                                                                                                                                                                                                                                                                                                                                                                                                                                                                                                                                                                              |
| <b>Indicator #2</b>        | <b>Percentage of offenders who are not arrested, charged, convicted for a new offense following supervision discharge.</b>                                                                                                                                                                                                                                                                                                                                                                                                                                                                                                                                                                                                                                                                                                                        |
| <b>Definitions</b>         | <p>Supervision: Agency has jurisdiction over an offender regardless of the level of supervision (paper, administrative, intensive, etc) not to include diversion, sole sanction, etc.</p> <p>Probation: A court ordered sanction placing certain conditions on a convicted offender, which could include some local jail or workhouse time, but allowing the offender to remain in the community under the supervision of a probation officer.</p> <p>Supervised Release: Status of a convicted felon who has been released from a state correctional facility. Certain conditions must be met in order to remain in the community.</p> <p>Discharge: Court-ordered closure.</p> <p>Reporting Range: Offenders discharged from their supervision period of probation/supervised release/parole at any time during the selected calendar year.</p> |
| <b>Reporting Frequency</b> | Reporting to be done annually if automation possible<br>(every other year if automation not possible)                                                                                                                                                                                                                                                                                                                                                                                                                                                                                                                                                                                                                                                                                                                                             |
| <b>Responsible Agency</b>  | Department of Corrections in consultation with local agencies                                                                                                                                                                                                                                                                                                                                                                                                                                                                                                                                                                                                                                                                                                                                                                                     |

|                            |                                                                                                                                                                                                                                                                                                                                                                                                                                                                                                                                                                                                                                                                                                                                                   |
|----------------------------|---------------------------------------------------------------------------------------------------------------------------------------------------------------------------------------------------------------------------------------------------------------------------------------------------------------------------------------------------------------------------------------------------------------------------------------------------------------------------------------------------------------------------------------------------------------------------------------------------------------------------------------------------------------------------------------------------------------------------------------------------|
| <b>GOAL</b>                | <u>Restoring the Crime Victim</u>                                                                                                                                                                                                                                                                                                                                                                                                                                                                                                                                                                                                                                                                                                                 |
| <b>OUTCOME</b>             | <b>Victims receive court-ordered restitution.</b>                                                                                                                                                                                                                                                                                                                                                                                                                                                                                                                                                                                                                                                                                                 |
| <b>Indicator #1-5</b>      | <b>Percentage of adult and juvenile cases with restitution ordered paid at time of discharge, and percentage of restitution amount paid at time of discharge:<br/>In full, 75%, 50%</b>                                                                                                                                                                                                                                                                                                                                                                                                                                                                                                                                                           |
| <b>Definitions</b>         | <p>Reporting Range: Offenders ending their supervision period of probation/supervised release/parole at any time during the selected calendar year.</p> <p>Case Discharge/Closing Reason: Data from cases closed for any reason (other than death and incarcerated-prison) will be compiled. Case closing reasons should be compiled according to the following categories:</p> <p><b>DEA</b> – death<br/> <b>DIS</b> – discharge-formal adjudication or conviction<br/> <b>CAS</b> – dismissed-no conviction or adjudication<br/> <b>CLO</b> – closed-no ongoing responsibilities<br/> <b>INC</b> – incarcerated-unknown<br/> <b>JAI</b> – incarcerated-jail<br/> <b>PRI</b> – incarcerated-prison<br/> <b>EJJ</b> – adult sentence executed</p> |
| <b>Method</b>              | <p>a. Anoka, Hennepin and Ramsey Counties will provide restitution reporting via FTS automated information system.</p> <p>b. S<sup>3</sup> should be modified to accept the following data from remaining counties:</p> <p style="text-align: center;"><b>Restitution Amount Ordered<br/>Restitution Amount Paid</b></p> <p>c. Non-FTS counties will need to update restitution data in their local case management system (currently CSTS) at case closing.</p> <p>d. Case closing reasons related to sentence revocation will be collated and reflected in the reporting mechanism.</p>                                                                                                                                                         |
| <b>Reporting Frequency</b> | Reporting to be done annually                                                                                                                                                                                                                                                                                                                                                                                                                                                                                                                                                                                                                                                                                                                     |
| <b>Responsible Agency</b>  | Department of Corrections and FTS Counties                                                                                                                                                                                                                                                                                                                                                                                                                                                                                                                                                                                                                                                                                                        |

|                            |                                                                                                                                                                                                                                                                                                                                                                                                                                                                                                                                                   |
|----------------------------|---------------------------------------------------------------------------------------------------------------------------------------------------------------------------------------------------------------------------------------------------------------------------------------------------------------------------------------------------------------------------------------------------------------------------------------------------------------------------------------------------------------------------------------------------|
| <b>GOAL</b>                | <u>Restoring the Crime Victim</u>                                                                                                                                                                                                                                                                                                                                                                                                                                                                                                                 |
| <b>OUTCOME</b>             | <b>Victims are satisfied with services provided.</b>                                                                                                                                                                                                                                                                                                                                                                                                                                                                                              |
| <b>Indicator #1</b>        | <b>Percentage of victims responding to a survey who are satisfied with the manner in which their cases were handled by the supervising agency.</b>                                                                                                                                                                                                                                                                                                                                                                                                |
| <b>Definitions</b>         | <p>Phase 1: Percentage of victims responding to a survey who are satisfied with the manner in which their restitution was handled by the supervising agency.</p> <p>Survey: Written questionnaire done by mail.</p> <p>Victim Surveyed: Victims with restitution ordered associated with probation/supervision case opened during selected calendar year. Surveys will not be sent to businesses or victims who live at the same residence as the perpetrator of the crime.</p>                                                                   |
| <b>Method</b>              | <ol style="list-style-type: none"> <li>a. Create list of victims' names and addresses with restitution for cases opened in selected calendar year. (For cases with juvenile victims, surveys will be developed and sent to parent or guardian of juvenile.)</li> <li>b. Restitution satisfaction question(s) as developed by the Multi-County Outcomes Group will be included on each local survey</li> <li>c. Survey will be mailed to victims with restitution ordered for probation cases opened during the selected calendar year.</li> </ol> |
| <b>Reporting Frequency</b> | Reporting to be done every other year                                                                                                                                                                                                                                                                                                                                                                                                                                                                                                             |
| <b>Responsible Agency</b>  | Local agencies reporting to DOC Research for DOC Field Services                                                                                                                                                                                                                                                                                                                                                                                                                                                                                   |

|                            |                                                                                                                                                                                                                                                                                                                                                                                                                                                                                                                                                                                                                                                                                                                                                                             |
|----------------------------|-----------------------------------------------------------------------------------------------------------------------------------------------------------------------------------------------------------------------------------------------------------------------------------------------------------------------------------------------------------------------------------------------------------------------------------------------------------------------------------------------------------------------------------------------------------------------------------------------------------------------------------------------------------------------------------------------------------------------------------------------------------------------------|
| <b>GOAL</b>                | <u>Restoring the Crime Victim</u>                                                                                                                                                                                                                                                                                                                                                                                                                                                                                                                                                                                                                                                                                                                                           |
| <b>OUTCOME</b>             | <b>Victims are satisfied with services provided.</b>                                                                                                                                                                                                                                                                                                                                                                                                                                                                                                                                                                                                                                                                                                                        |
| <b>Indicator #1</b>        | <b>Percentage of victims responding to a survey who are satisfied with the manner in which their cases were handled by the supervising agency.</b>                                                                                                                                                                                                                                                                                                                                                                                                                                                                                                                                                                                                                          |
| <b>Definitions</b>         | <p>Phase II: Percentage of victims responding to a survey who are satisfied with the victim services offered by the correctional agency.</p> <p>Survey: Written questionnaire done by mail.</p> <p>Victim Surveyed: Victims associated with probation/supervision case opened during selected calendar year. Surveys will not be sent to businesses or victims who live at the same residence as the perpetrator of the crime.</p>                                                                                                                                                                                                                                                                                                                                          |
| <b>Method</b>              | <p>a. Create list of victims' names and addresses for cases opened in selected calendar year. (For cases with juvenile victims, surveys will be developed and sent to parent or guardian of juvenile.)</p> <p>b. Case satisfaction question(s) as developed by the Multi-County Outcomes Group will be included on each local survey</p> <p>c. Pick list of victim-related services for agency to be included</p> <p>d. Survey will be mailed to victims with probation cases opened during the selected calendar year.</p> <p><i>Concerns Noted:</i><br/> <i>*Ability of agencies to collect victim information for all cases</i><br/> <i>*Validity of responses as related to probation agency satisfaction in agencies not providing any victim-related services</i></p> |
| <b>Reporting Frequency</b> | Reporting to be done every other year                                                                                                                                                                                                                                                                                                                                                                                                                                                                                                                                                                                                                                                                                                                                       |
| <b>Responsible Agency</b>  | Local agencies reporting to DOC Research for DOC Field Services                                                                                                                                                                                                                                                                                                                                                                                                                                                                                                                                                                                                                                                                                                             |

|                            |                                                                                                                                                                                    |
|----------------------------|------------------------------------------------------------------------------------------------------------------------------------------------------------------------------------|
| <b>GOAL</b>                | <u>Restoring the Community</u>                                                                                                                                                     |
| <b>OUTCOME</b>             | <b>The community receives restorative offender services and activities.</b>                                                                                                        |
| <b>Indicator #1</b>        | <b>Number of adult and juvenile Sentence to Service (STS) or supervised crew hours completed per year.</b>                                                                         |
| <b>Indicator #2</b>        | <b>Dollar value* of adult STS or supervised crew and of juvenile STS or supervised crew hours completed per year.</b>                                                              |
| <b>Indicator #3</b>        | <b>Number of adult bed days saved per year as a result of STS or supervised crew programming.</b>                                                                                  |
| <b>Definitions</b>         | A strict definition of hours versus days ordered/completed is still not available as judicial practice varies across the state.<br><br>Dollar value to be determined by MARS.      |
| <b>Method</b>              | a. DOC Quarterly/Annual STS report will provide hours, dollar value for STS Crews.<br>b. Local agencies will provide hours, dollar value for locally-run, unpaid supervised crews. |
| <b>Reporting Frequency</b> | Reporting to be done annually                                                                                                                                                      |
| <b>Responsible Agency</b>  | Department of Corrections and local agencies reporting to DOC                                                                                                                      |

|                            |                                                                                                                                                                                                                                                                                                                                                                                                                                                                                                                                                                                                                                                                                                                                                |
|----------------------------|------------------------------------------------------------------------------------------------------------------------------------------------------------------------------------------------------------------------------------------------------------------------------------------------------------------------------------------------------------------------------------------------------------------------------------------------------------------------------------------------------------------------------------------------------------------------------------------------------------------------------------------------------------------------------------------------------------------------------------------------|
| <b>GOAL</b>                | <u>Restoring the Community</u>                                                                                                                                                                                                                                                                                                                                                                                                                                                                                                                                                                                                                                                                                                                 |
| <b>OUTCOME</b>             | <b>The community receives restorative offender services and activities.</b>                                                                                                                                                                                                                                                                                                                                                                                                                                                                                                                                                                                                                                                                    |
| <b>Indicator #4</b>        | <b>Percentage and number of adult and percentage and number of juvenile Community Service Work (CSW) hours ordered completed at time of discharge excluding hours worked for payment of restitution.</b>                                                                                                                                                                                                                                                                                                                                                                                                                                                                                                                                       |
| <b>Indicator #5</b>        | <b>Dollar value of adult and dollar value of juvenile CSW hours completed at time of discharge excluding hours worked for payment of restitution.</b>                                                                                                                                                                                                                                                                                                                                                                                                                                                                                                                                                                                          |
| <b>Definitions</b>         | <p>Reporting Range: Offenders ending their supervision period of probation/supervised release/parole at anytime during the selected calendar year.</p> <p>Case Discharge/Closing Reason: Data from cases closed for any reason (other than death and incarceration-prison) will be compiled. Case Closing reason will be compiled according to the following categories:</p> <p><b>DEA</b> – death<br/> <b>DIS</b> – discharge-formal adjudication or conviction<br/> <b>CAS</b> – dismissed-no conviction or adjudication<br/> <b>CLO</b> – closed-no ongoing responsibilities<br/> <b>INC</b> – incarcerated-unknown<br/> <b>JAI</b> – incarcerated-jail<br/> <b>PRI</b> – incarcerated-prison<br/> <b>EJJ</b> – adult sentence executed</p> |
| <b>Method</b>              | <p>a. S<sup>3</sup> should be modified to accept the following data from counties:<br/> <b>Community Work Service Hours Ordered</b><br/> <b>Community Work Service Hours Completed</b></p> <p>b. Case closing reasons related to sentence revocation will be collated and reflected in the reporting mechanism.</p>                                                                                                                                                                                                                                                                                                                                                                                                                            |
| <b>Reporting Frequency</b> | Reporting to be done annually                                                                                                                                                                                                                                                                                                                                                                                                                                                                                                                                                                                                                                                                                                                  |
| <b>Responsible Agency</b>  | Department of Corrections                                                                                                                                                                                                                                                                                                                                                                                                                                                                                                                                                                                                                                                                                                                      |

|                            |                                                                                                                                                                                                                                                                                                                                                                                                                                                                                                               |
|----------------------------|---------------------------------------------------------------------------------------------------------------------------------------------------------------------------------------------------------------------------------------------------------------------------------------------------------------------------------------------------------------------------------------------------------------------------------------------------------------------------------------------------------------|
| <b>GOAL</b>                | <u>Developing Offender Competencies and Assisting Offender to Change</u>                                                                                                                                                                                                                                                                                                                                                                                                                                      |
| <b>OUTCOME</b>             | <b>Offenders are productive members of their communities.</b>                                                                                                                                                                                                                                                                                                                                                                                                                                                 |
| <b>Indicator #1</b>        | Percentage of adult offenders who are employed or in an education program at time of entry and at time of final assessment. <ul style="list-style-type: none"> <li>a. % of offenders employed</li> <li>b. % of offenders in education program</li> </ul>                                                                                                                                                                                                                                                      |
| <b>Definitions</b>         | Employed: 20 hours or more per week in a paid position<br>Educational Program: half-time or more in an accredited educational program                                                                                                                                                                                                                                                                                                                                                                         |
| <b>Method</b>              | <ul style="list-style-type: none"> <li>a. Add type of assessment to LSI automated tool (initial, 1<sup>st</sup> reassessment, final, etc)</li> <li>b. Add yes/no question related to employment and education to the LSI automated tool.</li> <li>c. Create listing of final assessments from selected calendar year from LSI automation project data.</li> <li>d. DOC will report on number/percentage employed and in education programs based on comparison of initial to final LSI assessment.</li> </ul> |
| <b>Reporting Frequency</b> | Reporting to be done annually                                                                                                                                                                                                                                                                                                                                                                                                                                                                                 |
| <b>Responsible Agency</b>  | Department of Corrections (from LSI/YLS Project)                                                                                                                                                                                                                                                                                                                                                                                                                                                              |

|                            |                                                                                                                                                                                                                                                                                                                                                                                                                                                                                                                                                                                                                                                |
|----------------------------|------------------------------------------------------------------------------------------------------------------------------------------------------------------------------------------------------------------------------------------------------------------------------------------------------------------------------------------------------------------------------------------------------------------------------------------------------------------------------------------------------------------------------------------------------------------------------------------------------------------------------------------------|
| <b>GOAL</b>                | <u>Developing Offender Competencies and Assisting Offender to Change</u>                                                                                                                                                                                                                                                                                                                                                                                                                                                                                                                                                                       |
| <b>OUTCOME</b>             | <b>Offenders are productive members of their communities.</b>                                                                                                                                                                                                                                                                                                                                                                                                                                                                                                                                                                                  |
| <b>Indicator #2</b>        | Percentage of juvenile offenders who are employed or in an education program at time of entry and at time of final assessment: <ul style="list-style-type: none"> <li>a. % of offenders employed</li> <li>b. % of offenders in education program</li> </ul>                                                                                                                                                                                                                                                                                                                                                                                    |
| <b>Definitions</b>         | Employed: 20 hours or more per week in a paid position<br>Educational Program: half-time or more in an accredited educational program                                                                                                                                                                                                                                                                                                                                                                                                                                                                                                          |
| <b>Method</b>              | <ul style="list-style-type: none"> <li>a. Add type of assessment to YLS automated tool (initial, 1<sup>st</sup> reassessment, final, etc).</li> <li>b. Add yes/no question related to employment and education to the YLS automated tool.</li> <li>c. Create listing of final assessments from selected calendar year from YLS automation project data.</li> <li>d. DOC will report on number/percentage employed and in education programs based on comparison of initial to final YLS assessment.</li> </ul> <p><i>*Concerns over the validity of tracking juvenile client change through addition of employment/education questions</i></p> |
| <b>Reporting Frequency</b> | Reporting to be done annually                                                                                                                                                                                                                                                                                                                                                                                                                                                                                                                                                                                                                  |
| <b>Responsible Agency</b>  | Department of Corrections (from LSI/YLS Project)                                                                                                                                                                                                                                                                                                                                                                                                                                                                                                                                                                                               |

|                            |                                                                                                                                                                                                                                                                                                                                                                                                                                                                                                                                                                                                                                                                                                         |
|----------------------------|---------------------------------------------------------------------------------------------------------------------------------------------------------------------------------------------------------------------------------------------------------------------------------------------------------------------------------------------------------------------------------------------------------------------------------------------------------------------------------------------------------------------------------------------------------------------------------------------------------------------------------------------------------------------------------------------------------|
| <b>GOAL</b>                | <u>Developing Offender Competencies and Assisting Offender to Change</u>                                                                                                                                                                                                                                                                                                                                                                                                                                                                                                                                                                                                                                |
| <b>OUTCOME</b>             | <b>Offenders have reduced risk and needs.</b>                                                                                                                                                                                                                                                                                                                                                                                                                                                                                                                                                                                                                                                           |
| <b>Indicator #1</b>        | Percentage of assessed offenders at discharge who show a reduction in risk and/or needs as measured by the LSI for adults and the YLS/CMI for juveniles.                                                                                                                                                                                                                                                                                                                                                                                                                                                                                                                                                |
| <b>Definitions</b>         | Results of the first re-assessment would be compared to the results of the final assessment to determine change.                                                                                                                                                                                                                                                                                                                                                                                                                                                                                                                                                                                        |
| <b>Method</b>              | <p>Phase I: Percentage of assessed felony offenders who show a reduction in risk and/or needs at final assessment as measured by the LSI for adults and the YLS for juveniles.</p> <ol style="list-style-type: none"> <li>Add type of assessment to LSI automated tool (initial, 1<sup>st</sup> reassessment, final, etc)</li> <li>DOC will report on the percentage change between first re-assessment and the final assessment for adults and for juveniles for felony offenders.</li> <li>Reporting will be by county on percentage change.</li> </ol> <p><i>Caution: Due to significant differences in policy and practice between jurisdictions, individual agency data is not comparable.</i></p> |
| <b>Reporting Frequency</b> | Reporting to be done annually                                                                                                                                                                                                                                                                                                                                                                                                                                                                                                                                                                                                                                                                           |
| <b>Responsible Agency</b>  | Department of Corrections (from LSI/YLS Project)                                                                                                                                                                                                                                                                                                                                                                                                                                                                                                                                                                                                                                                        |

|                            |                                                                                                                                                                                                                                                                                                                                                                                                                                                                                                                                                                                                                                                                                                                                                                                                                                                                                                                                                                                                                                                                                                                                                                     |
|----------------------------|---------------------------------------------------------------------------------------------------------------------------------------------------------------------------------------------------------------------------------------------------------------------------------------------------------------------------------------------------------------------------------------------------------------------------------------------------------------------------------------------------------------------------------------------------------------------------------------------------------------------------------------------------------------------------------------------------------------------------------------------------------------------------------------------------------------------------------------------------------------------------------------------------------------------------------------------------------------------------------------------------------------------------------------------------------------------------------------------------------------------------------------------------------------------|
| <b>GOAL</b>                | <u>Developing Offender Competencies and Assisting Offender to Change</u>                                                                                                                                                                                                                                                                                                                                                                                                                                                                                                                                                                                                                                                                                                                                                                                                                                                                                                                                                                                                                                                                                            |
| <b>OUTCOME</b>             | <b>Offenders remain law abiding following discharge.</b>                                                                                                                                                                                                                                                                                                                                                                                                                                                                                                                                                                                                                                                                                                                                                                                                                                                                                                                                                                                                                                                                                                            |
| <b>Indicator #1</b>        | <b>Percentage of offenders who are not arrested, charged, convicted for a new offense following supervision discharge.</b>                                                                                                                                                                                                                                                                                                                                                                                                                                                                                                                                                                                                                                                                                                                                                                                                                                                                                                                                                                                                                                          |
| <b>Definitions</b>         | <p>Supervision: Agency has jurisdiction over an offender regardless of the level of supervision (paper, administrative, intensive, etc) not to include diversion, sole sanction, etc.</p> <p>Discharge: Court-ordered closure of legal jurisdiction (i.e., not to include death or prison commitment).</p> <p>Reporting Range: Offenders discharged from their supervision period of probation/supervised release/parole at any time during the selected calendar year.</p>                                                                                                                                                                                                                                                                                                                                                                                                                                                                                                                                                                                                                                                                                         |
| <b>Method</b>              | <p>Phase I: Percentage of adults and of juveniles who were on active felony probation, parole or supervised release who are not convicted for a new felony offense within three years of discharge from supervision.</p> <ol style="list-style-type: none"> <li>Create listing of adult and listing of juvenile felony offenders from S<sup>3</sup> discharged from their supervision period during the selected calendar year.</li> <li>Compare to BCA and S<sup>3</sup> records for any new felony convictions where the new offense occurred after the first supervision end date.</li> <li>Representative sampling procedure can be used if unable to automate comparison in item b.</li> </ol> <p>Example: Adult felony offenders who end supervision anytime within calendar year 1998 will be followed up for new felony convictions for three years from date of discharge with reporting to occur in 2002.</p> <p><i>Phase 2 and 3 Concerns:</i><br/> <i>*Concern over impact of comprehensive inclusion of all arrests, charges and convictions</i><br/> <i>*Addition of arrest and charge comparison is dependant upon implementation of CriMNet</i></p> |
| <b>Reporting Frequency</b> | Reporting to be done annually if automation possible (every other year if automation not possible)                                                                                                                                                                                                                                                                                                                                                                                                                                                                                                                                                                                                                                                                                                                                                                                                                                                                                                                                                                                                                                                                  |
| <b>Responsible Agency</b>  | Department of Corrections in cooperation with local agencies                                                                                                                                                                                                                                                                                                                                                                                                                                                                                                                                                                                                                                                                                                                                                                                                                                                                                                                                                                                                                                                                                                        |

4/14/08