

**2008
PROBATION SURVEY**



Minnesota Department of Corrections
1450 Energy Park Drive, Suite 200
St. Paul, MN 55108-5219
(651) 361-7200
TTY (800) 627-3529
June, 2009

This information will be provided in
alternative format upon request.

TABLE OF CONTENTS

Introduction	3
Methodology	3
Survey Design.....	3
Survey Administration.....	3
Data Quality.....	4
Findings	5
Table 1. Minnesota Probation Population: 1995-2008	5
Table 2. Five Largest Probation Organizations in Minnesota	5
Table 3. 2008 Probation Totals by Delivery System	6
Table 4. 2008 Probation Totals: Metro vs. Non-Metro	6
Figure 1. Adult Probationers by Gender: 1998-2008.....	7
Figure 2. Juvenile Probationers by Gender: 1998-2008	7
Figure 3. Adult Probationers by Race: 1998-2008	8
Figure 4. Juvenile Probationers by Race: 1998-2008	8
Figure 5. All Probationers by Ethnicity Status: 1998-2008.....	9
Appendices	
Appendix A. 2008 Probation Survey and Instructions	10
Appendix B. 2008 Probation Survey Data by County	14
Appendix C. 2008 Supervised Release Totals.....	34
Appendix D. Court Services in Minnesota (Map)	40

Introduction

Minnesota's probation system is a combination of state and county agencies spread throughout the state's 87 counties. In 28 counties, the Minnesota Department of Corrections (DOC) provides all probation services. In 27 counties, probation services are provided by a combination of county probation offices (CPO) and the DOC. In these counties, the DOC provides supervision for adult felons and the county provides supervision for juveniles and adult non-felony cases. The remaining 32 counties participate in the Minnesota Community Corrections Act (CCA) where county staff provides all probation services.

The primary purpose of the Minnesota Probation Survey is to collect probation data from all counties annually for use by the DOC, the Minnesota Legislature, other state agencies, county probation offices, and other entities for management, policy-making, and federal reporting purposes. Please note: This survey does *not* count all offenders that state or county probation agencies provide service to; the survey specifically is designed to count only those offenders under "probation" supervision.

Methodology

Survey Design

The probation survey originally was designed to collect data requested by the Bureau of the Census and the Bureau of Justice Statistics regarding Minnesota probationers. In the past, two important tenets were considered in the survey design: the definition of "probationer" and capturing an individual probationer only once.

The definition of "probationer" essentially has stayed the same and refers to both adults and juveniles: "All probationers, regardless of conviction status, who were under the supervision of a probation agent as part of a court order at any time including those ordered to pay restitution, complete community service, or monitoring."

Survey Administration

As part of Minnesota's criminal justice information integration efforts, the Statewide Supervision System (S³) was designed to provide criminal justice professionals with electronic offender information through a secure website. This information includes data on juveniles and adults who are or have been on probation, detention, imprisoned, or jailed.

The DOC pulled and compiled probation data directly from S³ for 86 counties. For those counties, the DOC made county reports available for review and approval by each county prior to publication in this report. Hennepin County data was reported directly from their agency by using the standard Probation Survey questionnaire (see Appendix A).

Data Quality

Caution must be used before drawing any conclusions from the fluctuation in total probationers since 2000. A great deal of the variance can be attributed to a concerted effort on the part of county and state agencies to clarify data definitions and submission standards.

Findings

Table 1. Minnesota Probation Population: 1995-2008

	Felony	Gross Misdemeanor	Misdemeanor	All Adults	Juvenile	All Probationers
1995	26,114	19,966	37,698	83,778	15,655	99,433
1996	27,373	20,736	39,930	88,039	15,835	103,874
1997	29,694	22,120	43,106	94,920	17,144	112,064
1998	33,829	24,732	42,257	100,818	17,774	118,592
1999	33,896	26,797	43,922	104,615	18,000	122,615
2000	36,704	29,889	48,589	115,182	16,695	131,877
2001	35,186	31,119	47,303	113,608	16,723	130,331
2002	38,862	34,644	48,402	121,915	17,460	139,375
2003	38,130	31,877	40,726	110,733	15,977	126,710
2004	40,107	32,031	41,102	113,240	15,142	128,382
2005	41,195	33,557	42,321	117,073	14,312	131,385
2006	45,030	36,517	45,742	127,289	14,742	142,031
2007	45,633	38,177	43,987	127,797	14,181	141,978
2008	44,537	37,642	45,448	127,627	13,088	140,715

Table 2. Five Largest Probation Organizations in Minnesota

	Adult Felony 2008	Adult Gross Misdemeanor 2008	Adult Misdemeanor 2008	Juvenile 2008	Total 2008
Hennepin County Community Corrections	9,458	8,834	10,137	3,427	31,856
MN Dept of Corrections Field Services	11,714	2,965	2,764	1,635	19,078
Ramsey County Community Corrections	6,031	2,995	5,716	1,182	15,924
Anoka County Community Corrections	2,802	3,297	6,119	725	12,943
Dakota County Community Corrections	3,429	2,399	2,467	588	8,883
Statewide Total	44,537	37,642	45,448	13,088	140,715

Table 3. 2008 Probation Totals by Delivery System

	2008 Year End	Males	Females	White	Black	American Indian	Asian	Other/ Unknown	Hispanic	Non- Hispanic
CCA agencies	102,422	77,842	24,580	67,318	20,041	2,918	2,907	9,238	5,370	97,052
CPO agencies	19,215	14,680	4,535	13,191	490	989	107	4,438	664	18,551
DOC agencies	19,078	14,570	4,508	15,807	830	1,840	158	443	1,010	18,068
Total	140,715	107,092	33,623	96,316	21,361	5,747	3,172	14,119	7,044	133,671

Table 4. 2008 Probation Totals: Metro vs. Non-Metro

	2008 Year End	Males	Females	White	Black	American Indian	Asian	Other	Hispanic	Non- Hispanic
7-County Metro*	80,198	60,662	19,536	48,800	18,395	1,817	2,647	8,539	3,737	76,461
Non-metro	60,517	46,430	14,087	47,516	2,966	3,930	525	5,580	3,307	57,210
Total	140,715	107,092	33,623	96,316	21,361	5,747	3,172	14,119	7,044	133,671

**7-County Metro: Anoka, Carver, Dakota, Hennepin, Ramsey, Scott, Washington*

Figure 1. Adult Probationers by Gender: 1998-2008

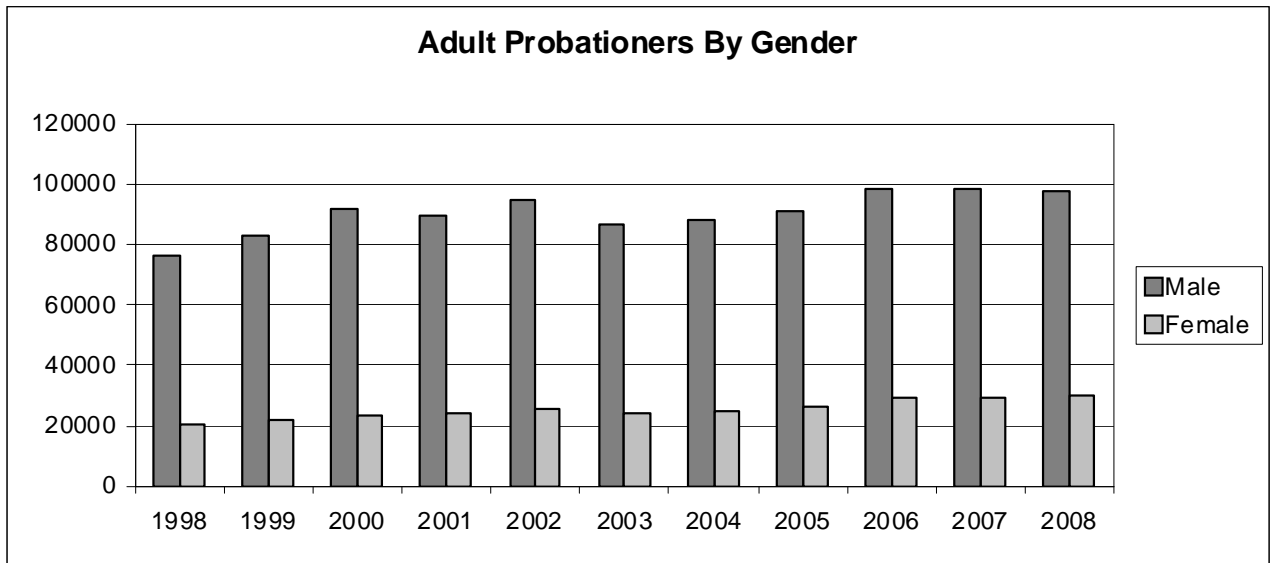


Figure 2. Juvenile Probationers by Gender: 1998-2008

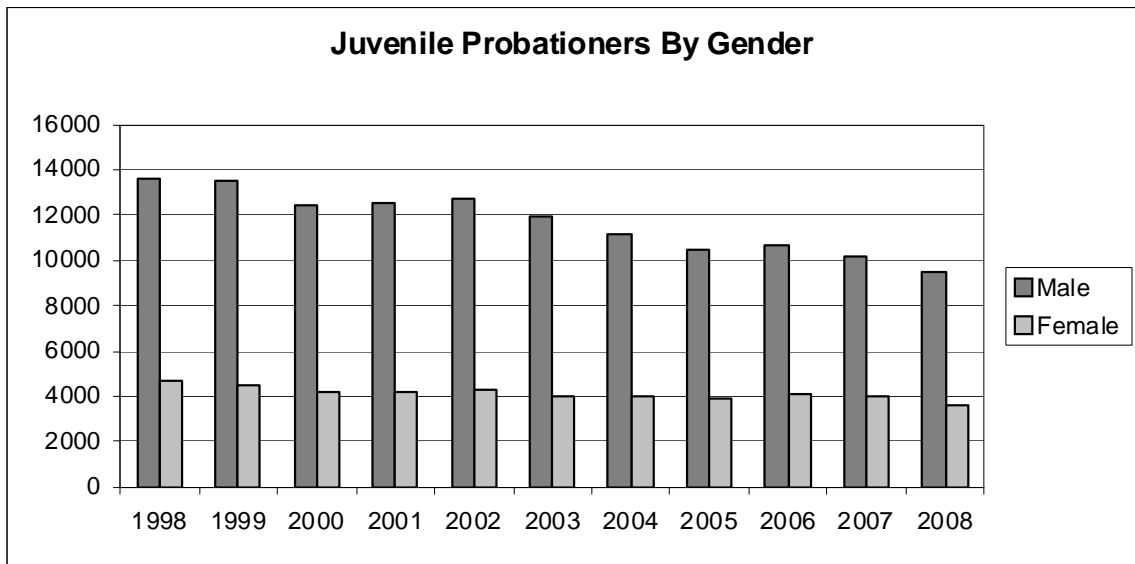


Figure 3. Adult Probationers by Race: 1998-2008

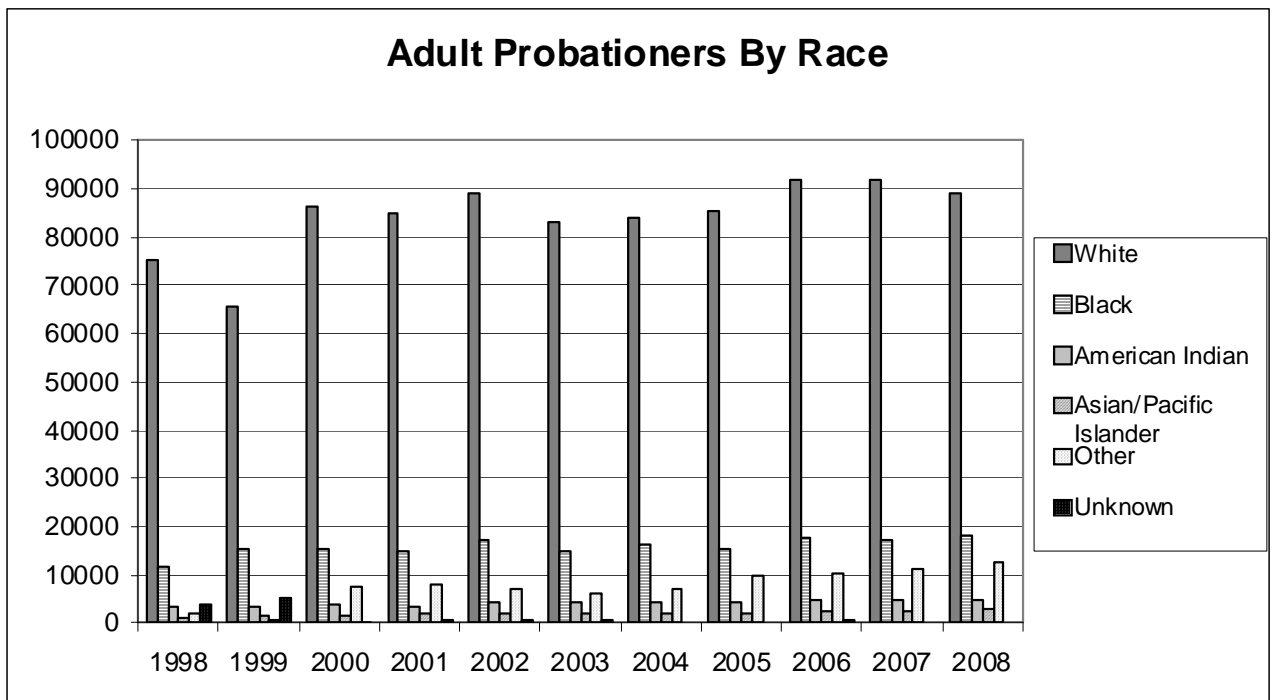


Figure 4. Juvenile Probationers by Race: 1998-2008

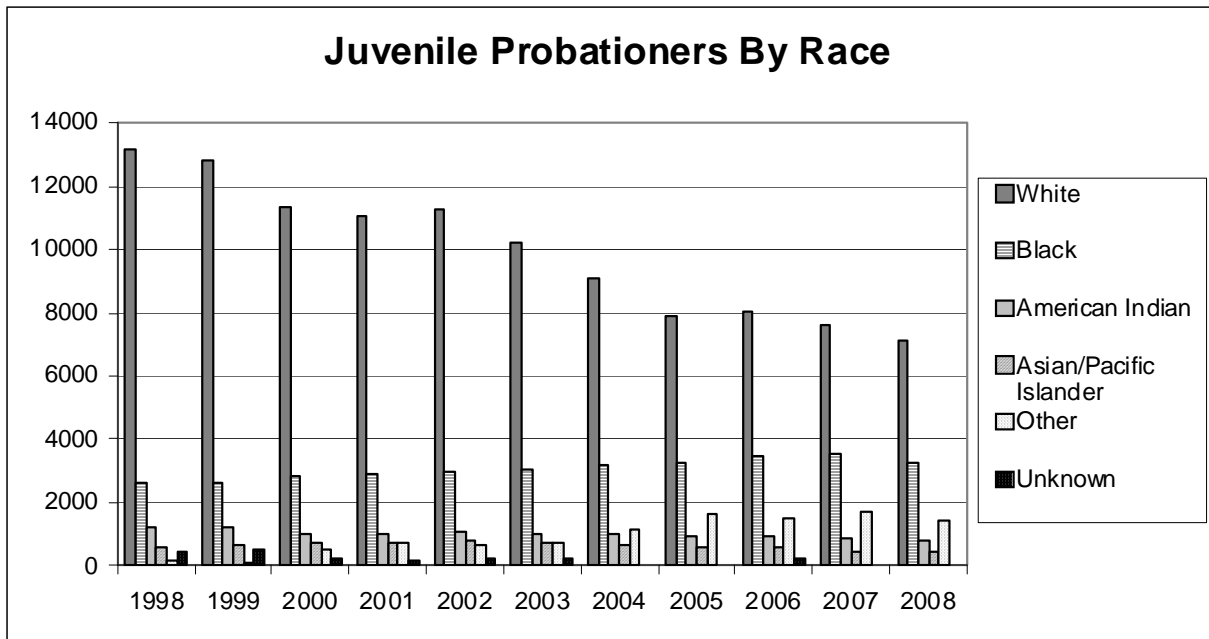
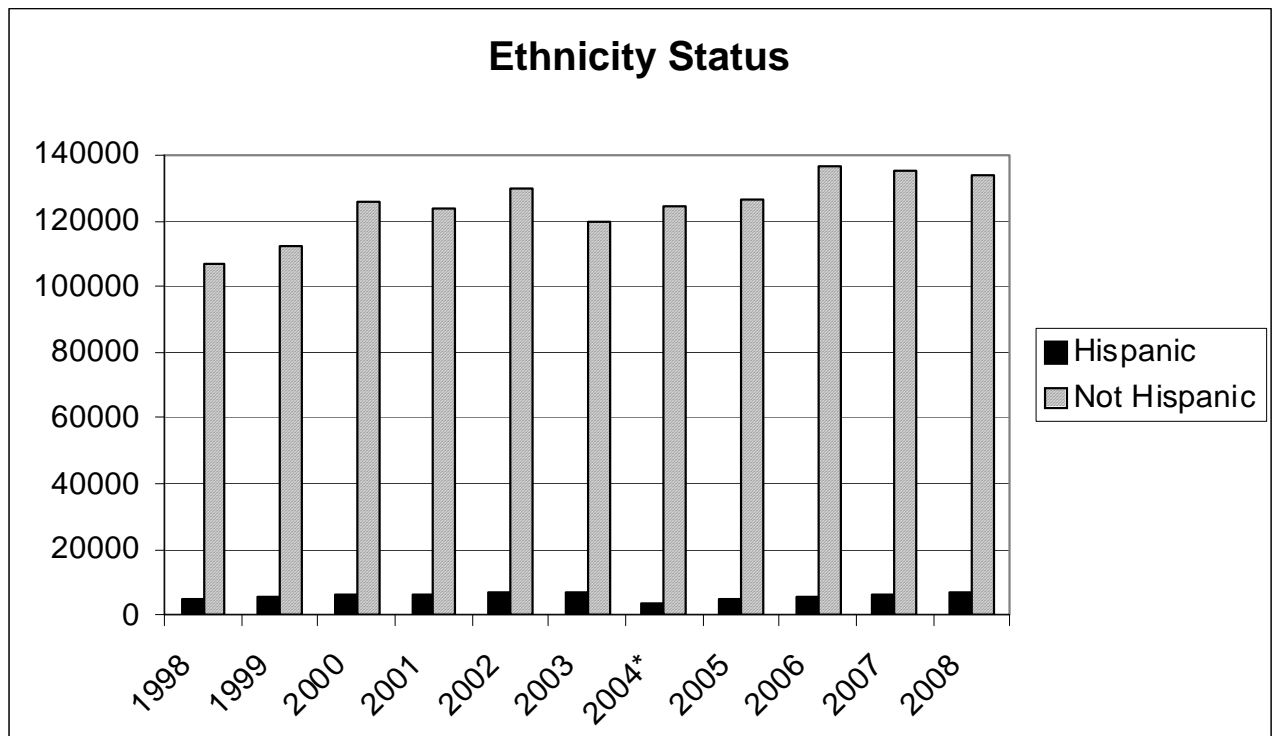


Figure 5. All Probationers by Ethnicity Status: 1998-2008



*2004 Hispanic numbers are under-reported due to software conversion issues that occurred in 2004.

Appendix A. 2008 Probation Survey and Instructions

Probation Survey

County:

Contact Person:

	Adult Felony Probationers	Adult GM Probationers	Adult Misd. Probationers	Juvenile Probationers	Total
1. 2007 Year-end population How many individuals were you supervising on 12/31/07?					
2. 2008 Entries How many individuals entered your caseload in 2008?					
3. 2008 Removals How many individuals were removed from your caseload in 2008?					
4. 2008 Year-end population How many individuals were you supervising on 12/31/08?					
5. Gender of 12/31/2008 population	Male				
	Female				
	(Must equal Line 4) Total				
6. Race of the 12/31/2008 population	White				
	Black				
	American Indian				
	Asian/Pacific Islander				
	Other				
(Must equal Line 4) Total					

Instructions for Completing the Probation Survey

Thank you for your participation in this annual survey, which is conducted to provide supervision information to legislators, policymakers, the Minnesota Department of Corrections, Minnesota counties, and other government agencies. This survey is being mailed to:

Community Corrections directors, to collect all CCA county probation information

Department of Corrections District supervisors, to collect data on all probationers supervised by DOC felony agents and DOC contract agents, and

Chief probation officers in non-CCA counties, to collect data on all probationers supervised by non-CCA county agents.

One survey is enclosed for each county in which your office provides probation services. Please answer the questions for all probationers under your supervision.

Who should be counted as a “probationer”?

All probationers, regardless of conviction status, who were under the supervision of your agency as part of a court order at any time between December 31, 2007 and December 31, 2008.

Probationers for whom there is a court order for supervision and/or services such as restitution, community service, or monitoring.

Persons placed on probation under Minnesota Statutes 152.18 (“deferred adjudication” for certain drug offenders) and 609.135 (stay of imposition or execution) if you are providing probation supervision or services.

Persons who are sent to your county from another county or state for supervision.

Who is excluded as a “probationer”?

Persons on investigative status only, such as PSIs, pre-pleas, bail evaluations, etc.

Persons on “bench probation,” “court probation,” or “summary probation,” who have not been placed under the supervision of a probation agency.

Pre-trial diversion and pre-trial supervision cases.

Juveniles receiving services under a CHIPS petition.

Persons released from state correctional facilities, who are on supervised release, parole, intensive community supervision, etc.

Exclude from year-end counts (questions 1, 4, etc.) those whom you send to another county or state for supervision.

For questions 1-7, report each probationer only once, not the number of offenses or open files. If an offender is on probation for offenses of differing severity, count him/her in the category of highest severity. If a probationer is under both juvenile and adult supervision, count the offender only once, placing the individual as an adult or juvenile according to the more serious offense. If you are unable to eliminate double counting of individuals under both adult and juvenile supervision, asterisk the juvenile total on line 4 of page 1 and in the "Comments" section on page 2, estimate the number of juveniles also counted as adults.

Question 8: Report statistics on the most serious offense for which each offender was under supervision. This is a change from previous years in which the number of cases under supervision for each listed offense was reported.

Appendix B. 2008 Probation Survey Data by County

	2007 Year-end Population	2008 Entries	2008 Removals	2008 Year-end Population	Male	Female	White	Black	American Indian	Asian/Pacific Islander	Other Race	Unknown Race	Hispanic	Not Hispanic	Arson	Assault-Domestic	Burglary	Crime Against Family	Crime Against Justice	Crime Against Government
Aitkin (CCA)																				
Felony	166	72	67	167	121	46	148	4	15	0	0	0	0	167	2	11	2	7	0	3
Gross Misdemeanor	299	128	125	311	244	67	282	6	23	0	0	0	0	311	0	5	2	2	3	2
Misdemeanor	203	133	143	188	144	44	174	3	9	0	2	0	4	184	0	1	17	0	0	4
Juvenile	61	33	54	40	30	10	33	1	6	0	0	0	1	39	1	7	2	4	0	1
Total	729	366	389	706	539	167	637	14	53	0	2	0	5	701	3	24	23	13	3	10
Anoka (CCA)																				
Felony	2569	900	721	2802	2118	684	2259	316	54	68	105	0	38	2764	14	224	35	159	14	53
Gross Misdemeanor	3217	1067	1052	3297	2627	670	2512	181	58	42	504	0	89	3208	1	35	60	7	21	101
Misdemeanor	6281	4500	4543	6119	4385	1734	3028	340	84	75	2592	0	170	5949	1	182	452	0	1	140
Juvenile	799	1026	1100	725	530	195	473	158	17	23	54	0	26	699	3	66	27	57	0	10
Total	12866	7493	7416	12943	9660	3283	8272	995	213	208	3255	0	323	12620	19	507	574	223	36	304
Becker (DOC)																				
Felony	335	106	108	336	255	81	219	7	110	0	0	0	3	333	2	29	7	38	3	4
Gross Misdemeanor	52	29	25	55	44	11	35	1	17	0	2	0	1	54	0	3	9	0	0	1
Misdemeanor	12	11	8	13	7	6	5	0	7	0	1	0	0	13	0	3	5	0	0	1
Juvenile	80	60	69	71	56	15	32	3	27	0	9	0	0	71	2	10	2	10	0	8
Total	479	206	210	475	362	113	291	11	161	0	12	0	4	471	4	45	23	48	3	6
Beltrami (DOC)																				
Felony	570	132	146	564	419	145	286	12	264	1	1	0	5	559	5	51	9	52	3	9
Gross Misdemeanor	239	74	78	236	194	42	102	4	119	2	9	0	4	232	0	8	15	0	2	13
Misdemeanor	100	40	50	81	66	15	21	3	47	1	9	0	0	81	0	12	25	0	1	2
Juvenile	179	98	125	152	104	48	42	1	100	0	9	0	2	150	4	32	3	18	1	6
Total	1088	344	399	1033	783	250	451	20	530	4	28	0	11	1022	9	103	52	70	7	30
Benton (DOC)																				
Felony	395	165	219	344	264	80	300	31	7	5	1	0	9	335	0	43	11	15	1	4
Gross Misdemeanor	394	207	276	331	254	77	289	20	3	4	15	0	6	325	0	7	12	2	2	11
Misdemeanor	381	364	399	337	242	95	289	20	7	4	17	0	12	325	0	14	29	0	0	4
Juvenile	67	85	90	62	45	17	46	10	1	3	2	0	1	61	2	8	4	2	0	1
Total	1237	821	984	1074	805	269	924	81	18	16	35	0	28	1046	2	72	56	19	3	20
Bigstone (DOC/CPO)																				
Felony	30	14	19	24	19	5	22	1	1	0	0	0	0	24	0	2	0	0	0	1
Gross Misdemeanor	28	10	12	27	25	2	8	0	0	0	19	0	0	27	0	1	0	1	0	0
Misdemeanor	24	24	21	27	18	9	6	0	0	0	21	0	0	27	0	2	0	0	1	1
Juvenile	47	34	34	47	36	11	17	1	0	0	29	0	0	47	0	4	0	1	0	0
Total	129	82	86	125	98	27	53	2	1	0	69	0	0	125	0	9	0	2	1	2
Blue Earth (CCA)																				
Felony	449	219	188	479	392	87	394	49	5	2	29	0	12	467	3	47	1	42	2	7
Gross Misdemeanor	467	247	241	481	383	98	413	28	2	1	37	0	9	472	0	14	0	3	6	7
Misdemeanor	374	383	326	424	322	102	374	14	4	1	31	0	13	411	0	16	11	0	1	4
Juvenile	180	183	205	158	120	38	43	8	0	1	106	0	3	155	0	16	8	10	0	1
Total	1470	1032	960	1542	1217	325	1224	99	11	5	203	0	37	1505	3	93	20	55	9	19
Brown (DOC/CPO)																				
Felony	144	44	47	142	113	29	138	2	2	0	0	0	10	132	4	7	1	19	0	2
Gross Misdemeanor	160	97	98	159	127	32	158	1	0	0	0	0	14	145	0	8	3	1	2	4
Misdemeanor	101	113	111	102	79	23	98	2	0	1	1	0	11	91	0	2	9	0	0	4
Juvenile	64	62	74	52	38	14	45	3	1	0	3	0	7	45	0	3	2	3	0	2
Total	469	316	330	455	357	98	439	8	3	1	4	0	42	413	4	20	15	23	2	12
Carlton (CCA)																				
Felony	276	108	121	263	201	62	184	13	60	1	5	0	6	257	2	26	5	17	1	2
Gross Misdemeanor	250	92	131	213	160	53	152	2	51	0	8	0	2	211	1	5	6	5	0	4
Misdemeanor	130	99	91	136	107	29	86	4	40	0	6	0	0	136	0	13	17	0	0	7
Juvenile	90	56	75	71	57	14	40	3	26	0	2	0	1	70	0	7	0	9	0	1
Total	746	355	418	683	525	158	462	22	177	1	21	0	9	674	3	51	28	31	1	14
Carver (DOC/CPO)																				
Felony	486	149	145	495	390	105	440	37	9	5	4	0	15	480	1	44	4	18	17	5
Gross Misdemeanor	496	213	254	458	370	88	376	21	4	2	55	0	20	438	0	18	29	2	22	18
Misdemeanor	488	455	371	564	422	142	401	15	2	4	142	0	28	536	0	45	63	0	4	16
Juvenile	231	229	265	195	142	53	132	18	3	2	40	0	19	176	2	24	0	8	0	5
Total	1701	1046	1035	1712	1324	388	1349	91	18	13	241	0	82	1630	3	131	96	28	43	44

	Criminal Sexual Conduct	Crim Vehicle Oper Harm	Crim Vehicle Oper Death	Disturbing Peace	Drugs	DWI	Escape/Flight	Forgery	Gambling	Harassment/Stalking	Homicide	Status/Federal/Misc	Kidnapping	Obscenity	Other Person	Property Damage	Robbery	Sex Related	Stolen Property	Theft	Traffic (exclude DWI)	Vehicle Theft	Weapons
Aitkin (CCA)																							
Felony	21	0	1	1	57	22	2	1	0	0	1	0	0	0	0	2	1	0	4	23	0	5	1
Gross Misdemeanor	1	5	0	5	0	236	3	5	0	0	0	0	0	0	0	4	0	0	1	16	14	0	0
Misdemeanor	0	0	0	7	1	139	0	0	0	0	0	4	0	0	0	0	0	0	0	4	9	2	0
Juvenile	5	0	0	2	1	2	0	0	0	0	0	5	0	0	0	2	0	0	1	2	2	0	2
Total	27	5	1	15	59	399	5	6	0	0	1	9	0	0	0	8	1	0	6	45	25	7	3
Anoka (CCA)																							
Felony	191	17	10	1	959	187	59	166	4	8	3	0	1	17	0	36	37	8	75	433	1	57	28
Gross Misdemeanor	24	20	0	4	4	2521	19	30	0	11	0	0	0	5	0	25	0	2	28	107	240	2	12
Misdemeanor	2	0	0	453	30	2314	17	3	0	19	0	0	0	6	0	72	0	2	40	524	1717	9	7
Juvenile	43	0	0	56	27	8	4	5	0	1	0	214	0	4	0	28	9	0	11	95	7	31	16
Total	260	37	10	514	1020	5030	99	204	4	39	3	214	1	32	0	161	46	12	154	1159	1965	99	63
Becker (DOC)																							
Felony	23	1	2	4	75	43	6	13	0	0	0	1	2	0	0	6	4	1	4	47	0	13	8
Gross Misdemeanor	2	0	0	0	0	37	0	0	0	0	0	0	0	0	0	1	0	0	1	1	0	0	0
Misdemeanor	0	0	0	0	0	0	0	0	0	0	0	0	0	1	0	0	0	1	0	1	0	0	0
Juvenile	1	0	0	5	4	2	1	0	0	1	0	1	0	0	0	8	3	0	2	4	1	4	2
Total	26	1	2	9	79	82	7	13	0	1	0	2	2	1	0	15	7	2	7	53	1	17	10
Beltrami (DOC)																							
Felony	39	4	0	0	158	55	35	26	0	0	1	0	1	0	0	10	3	0	8	61	2	23	9
Gross Misdemeanor	4	2	0	1	0	157	3	4	0	2	0	1	0	2	0	1	0	0	0	13	5	1	1
Misdemeanor	0	0	0	7	1	10	1	0	0	0	0	0	0	0	0	0	0	0	0	3	4	1	1
Juvenile	9	0	0	4	10	1	7	0	0	0	1	1	0	0	0	8	1	0	0	7	1	12	2
Total	52	6	0	12	169	223	46	30	0	2	2	2	1	2	0	19	4	0	8	84	12	37	13
Benton (DOC)																							
Felony	26	4	0	5	112	21	15	14	0	1	0	0	2	1	0	8	2	0	9	43	2	3	1
Gross Misdemeanor	5	1	0	0	0	263	1	2	0	0	0	0	0	1	0	4	0	0	0	6	13	0	0
Misdemeanor	0	0	0	34	6	196	5	0	0	0	0	1	0	1	0	4	0	0	1	8	10	1	1
Juvenile	2	0	0	8	8	1	1	0	0	0	0	0	0	0	0	7	0	0	0	12	1	0	1
Total	33	5	0	47	126	481	22	16	0	1	0	1	2	3	0	23	2	0	10	69	26	4	3
Bigstone (DOC/CPO)																							
Felony	5	0	0	0	12	0	0	1	0	0	0	0	0	0	0	0	1	0	0	2	0	0	0
Gross Misdemeanor	0	0	0	0	0	22	0	0	0	0	0	0	0	0	0	1	0	1	0	0	1	0	0
Misdemeanor	0	0	0	0	0	18	0	0	0	2	0	0	0	0	0	1	0	0	0	1	0	0	0
Juvenile	0	0	0	0	1	3	0	0	0	0	1	15	0	0	0	2	0	0	0	3	2	0	0
Total	5	0	0	0	13	43	0	1	0	2	1	15	0	0	0	4	1	1	0	6	3	0	0
Blue Earth (CCA)																							
Felony	35	0	1	9	196	47	10	5	0	0	0	0	3	0	1	3	9	3	6	39	2	3	5
Gross Misdemeanor	8	0	0	1	2	353	2	2	0	1	0	1	0	0	0	11	0	0	3	35	26	1	4
Misdemeanor	0	0	0	21	1	312	2	0	0	0	0	42	0	0	0	1	0	1	0	5	7	0	0
Juvenile	9	0	0	14	10	4	2	0	0	1	0	42	0	0	0	5	0	0	6	19	0	7	4
Total	52	0	1	45	209	716	16	7	0	2	0	85	3	0	1	20	9	4	15	98	35	11	13
Brown (DOC/CPO)																							
Felony	13	0	1	0	39	15	1	6	0	0	0	0	1	0	0	0	2	2	4	24	0	1	0
Gross Misdemeanor	5	1	0	1	0	105	0	1	0	0	0	0	0	1	0	1	0	1	0	11	8	0	3
Misdemeanor	0	0	0	3	0	61	0	0	0	0	0	0	0	0	0	1	0	1	0	2	7	0	1
Juvenile	2	0	0	5	3	3	1	0	0	0	0	2	0	0	0	5	0	0	1	6	8	2	2
Total	20	1	1	9	42	184	2	7	0	0	0	2	1	1	0	7	2	4	5	43	23	3	6
Carlton (CCA)																							
Felony	16	0	0	1	102	31	3	4	1	0	0	0	1	1	0	2	1	0	5	35	3	1	3
Gross Misdemeanor	1	0	0	3	0	170	1	1	0	0	0	0	0	0	0	2	0	0	1	2	8	0	3
Misdemeanor	0	0	0	12	6	63	0	0	0	0	0	0	0	0	0	1	0	0	0	2	2	0	1
Juvenile	6	0	0	2	1	1	2	0	0	0	0	11	0	0	0	11	1	0	1	13	0	2	2
Total	23	0	0	18	109	265	6	5	1	0	0	11	1	1	0	16	2	0	7	52	13	3	9
Carver (DOC/CPO)																							
Felony	32	5	1	1	202	30	12	13	0	0	1	0	2	4	0	8	7	0	6	68	2	2	7
Gross Misdemeanor	5	4	0	8	1	255	4	8	0	1	0	15	0	0	0	7	0	0	5	21	27	2	1
Misdemeanor	1	0	0	53	4	220	2	0	0	0	0	4	0	0	0	5	0	0	1	31	92	3	4
Juvenile	9	1	0	22	24	3	4	0	0	0	1	6	0	0	0	11	3	0	1	23	19	4	6
Total	47	10	1	84	231	508	22	21	0	1	2	25	2	4	0	31	10	0	13	143	140	11	18

	2007 Year-end Population	2008 Entries	2008 Removals	2008 Year-end Population	Male	Female	White	Black	American Indian	Asian/Pacific Islander	Other Race	Unknown Race	Hispanic	Not Hispanic	Arson	Assault	Assault-Domestic	Burglary	Crime Against Family	Crime Against Justice	Crime Against Government
Cass (DOC/CPO)																					
Felony	386	135	122	403	297	106	201	5	197	0	0	0	6	397	7	52	9	31	3	7	0
Gross Misdemeanor	504	191	264	427	313	114	201	2	199	1	24	0	2	425	1	8	7	1	1	17	1
Misdemeanor	307	239	301	245	172	73	117	0	88	1	39	0	0	245	0	25	0	0	0	7	0
Juvenile	150	107	137	120	77	43	51	2	61	0	6	0	0	120	1	22	0	14	0	4	1
Total	1347	672	824	1195	859	336	570	9	545	2	69	0	8	1187	9	107	16	46	4	35	2
Chippewa (CCA)																					
Felony	65	49	44	69	47	22	52	3	2	0	12	0	8	61	1	8	0	5	0	1	0
Gross Misdemeanor	76	43	48	71	52	19	55	3	1	0	12	0	7	64	0	4	0	0	0	2	3
Misdemeanor	63	66	58	72	64	8	56	2	2	0	12	0	10	62	0	14	0	0	0	2	2
Juvenile	43	29	35	37	24	13	21	0	1	0	15	0	4	33	0	6	0	5	0	0	0
Total	247	187	185	249	187	62	184	8	6	0	51	0	29	220	1	32	0	10	0	5	5
Chisago (DOC/CPO)																					
Felony	390	159	162	390	313	77	371	9	4	3	3	0	1	389	1	34	9	38	1	3	0
Gross Misdemeanor	618	205	229	605	487	118	485	17	12	2	89	0	1	604	0	14	2	1	3	31	8
Misdemeanor	1138	854	901	1078	815	263	244	7	3	0	824	0	1	1077	0	18	73	0	0	28	163
Juvenile	128	207	190	145	103	42	4	0	0	1	140	0	0	145	1	13	4	3	0	1	1
Total	2274	1425	1482	2218	1718	500	1104	33	19	6	1056	0	3	2215	2	79	88	42	4	63	172
Clay (DOC)																					
Felony	527	211	214	530	422	108	439	29	50	5	7	0	51	479	5	61	17	46	24	1	0
Gross Misdemeanor	100	55	47	108	95	13	93	9	5	1	0	0	3	105	0	5	27	1	2	10	0
Misdemeanor	84	82	60	100	76	24	82	9	7	2	0	0	11	89	0	4	47	0	1	4	2
Juvenile	285	248	277	256	189	67	216	13	26	1	0	0	50	206	1	29	9	6	0	14	25
Total	996	596	598	994	782	212	830	60	88	9	7	0	115	879	6	99	100	53	27	29	27
Clearwater (DOC)																					
Felony	115	31	23	124	92	32	80	0	42	0	2	0	0	124	0	12	1	14	1	1	0
Gross Misdemeanor	63	37	35	64	50	14	41	1	22	0	0	0	0	64	0	1	0	0	0	1	0
Misdemeanor	25	26	25	26	18	8	18	0	8	0	0	0	0	26	0	0	6	0	0	0	3
Juvenile	27	57	47	37	26	11	19	0	18	0	0	0	1	36	0	8	0	5	0	1	7
Total	230	151	130	251	186	65	158	1	90	0	2	0	1	250	0	21	7	19	1	3	10
Cook (CCA)																					
Felony	30	17	14	35	28	7	24	1	10	0	0	0	0	35	0	5	0	3	0	1	0
Gross Misdemeanor	63	23	31	54	48	6	40	0	13	1	0	0	0	54	0	1	3	0	1	1	2
Misdemeanor	79	31	45	64	49	15	57	1	6	0	0	0	2	62	0	3	2	0	0	4	1
Juvenile	10	13	12	11	6	5	5	0	6	0	0	0	0	11	0	1	0	0	0	2	0
Total	182	84	102	164	131	33	126	2	35	1	0	0	2	162	0	10	5	3	1	8	3
Cottonwood (DOC)																					
Felony	107	26	45	89	71	18	75	3	0	8	3	0	11	78	2	6	3	9	0	2	0
Gross Misdemeanor	49	29	40	38	26	12	34	0	0	4	0	0	4	34	0	0	3	0	1	0	1
Misdemeanor	51	34	41	43	41	2	38	1	0	4	0	0	7	36	0	5	7	0	0	0	1
Juvenile	33	41	31	43	25	18	37	2	0	4	0	0	16	27	0	10	0	2	0	0	0
Total	240	130	157	213	163	50	184	6	0	20	3	0	38	175	2	21	13	11	1	2	2
Crow Wing (CCA)																					
Felony	538	239	250	544	415	129	492	22	23	7	0	0	1	543	4	27	5	30	1	15	2
Gross Misdemeanor	473	231	232	480	376	104	431	11	34	2	2	0	1	479	1	5	5	4	0	11	15
Misdemeanor	588	418	405	576	434	142	533	16	21	6	0	0	7	569	0	17	7	0	0	4	21
Juvenile	225	269	282	212	150	62	189	8	14	0	1	0	0	212	1	37	6	11	0	1	3
Total	1824	1157	1169	1812	1375	437	1645	57	92	15	3	0	9	1803	6	86	23	45	1	31	41
Dakota (CCA)																					
Felony	3424	933	973	3429	2587	842	2372	581	74	87	315	0	142	3287	10	299	124	173	14	53	6
Gross Misdemeanor	2487	997	1110	2399	1909	490	1857	286	24	59	173	0	164	2235	2	50	88	11	12	99	20
Misdemeanor	2645	1719	1827	2467	1862	605	1889	311	38	67	162	0	267	2200	1	85	312	0	1	69	141
Juvenile	565	576	553	588	471	117	348	160	21	17	42	0	52	536	5	94	29	44	0	19	48
Total	9121	4225	4463	8883	6829	2054	6466	1338	157	230	692	0	625	8258	18	528	553	228	27	240	215
Dodge (CCA)																					
Felony	138	74	68	149	122	27	140	3	0	1	5	0	9	140	0	9	5	9	4	3	2
Gross Misdemeanor	90	42	58	69	60	9	56	1	2	0	10	0	6	63	0	1	3	0	1	1	3
Misdemeanor	12	16	10	18	13	5	17	0	0	0	1	0	3	15	0	3	5	0	0	3	0
Juvenile	52	54	57	49	38	11	45	0	0	0	4	0	7	42	0	10	2	4	0	3	0
Total	292	186	193	285	233	52	258	4	2	1	20	0	25	260	0	23	15	13	5	10	5

	Criminal Sexual Conduct	Crim Vehicle Oper Harm	Crim Vehicle Oper Death	Disturbing Peace	Drugs	DWI	Escape/Flight	Forgery	Gambling	Harassment/Stalking	Homicide	Status/Federal/Misc	Kidnapping	Obscenity	Other Person	Property Damage	Robbery	Sex Related	Stolen Property	Theft	Traffic (exclude DWI)	Vehicle Theft	Weapons
Cass (DOC/CPO)																							
Felony	28	3	0	0	105	42	12	23	0	0	0	0	3	1	0	1	4	0	16	37	2	8	9
Gross Misdemeanor	2	0	0	1	1	316	1	7	0	0	0	2	0	0	0	3	0	0	4	15	37	0	2
Misdemeanor	0	0	0	12	0	174	0	0	0	0	0	5	0	0	0	2	0	0	2	3	14	0	1
Juvenile	11	0	0	15	4	1	2	0	0	0	0	24	0	0	0	6	0	0	1	7	1	4	2
Total	41	3	0	28	110	533	15	30	0	0	0	31	3	1	0	12	4	0	23	62	54	12	14
Chippewa (CCA)																							
Felony	7	0	0	1	32	0	4	3	0	0	0	0	0	0	0	0	0	0	0	4	2	1	0
Gross Misdemeanor	0	0	0	2	0	48	0	0	0	0	0	0	0	0	0	4	0	0	0	4	4	0	0
Misdemeanor	0	0	0	7	0	2	1	0	0	0	0	0	0	0	0	1	0	0	0	2	41	0	0
Juvenile	1	0	0	4	2	0	0	0	0	0	0	6	0	0	0	2	0	0	3	6	1	0	1
Total	8	0	0	14	34	50	5	3	0	0	0	6	0	0	0	7	0	0	3	16	48	1	1
Chisago (DOC/CPO)																							
Felony	30	7	2	1	112	32	9	15	1	1	0	1	3	0	0	10	3	1	5	55	0	10	5
Gross Misdemeanor	4	5	0	3	1	419	2	0	0	2	0	6	0	0	0	2	0	0	2	17	82	0	1
Misdemeanor	0	0	0	99	6	312	1	0	0	0	0	16	0	0	0	11	0	0	0	25	324	2	0
Juvenile	3	0	0	10	5	2	2	0	0	0	0	57	0	0	0	11	0	0	3	6	19	1	3
Total	37	12	2	113	124	765	14	15	1	3	0	80	3	0	0	34	3	1	10	103	425	13	9
Clay (DOC)																							
Felony	32	2	0	3	149	47	14	12	0	3	1	0	2	0	0	5	4	3	10	73	0	9	7
Gross Misdemeanor	0	0	0	4	2	47	0	1	0	2	0	0	0	0	0	2	0	0	0	2	2	0	1
Misdemeanor	0	0	0	20	3	3	2	2	0	1	0	0	0	0	0	0	0	0	1	7	0	2	1
Juvenile	9	0	0	20	19	2	11	1	0	1	0	14	0	0	0	11	0	0	2	28	38	9	7
Total	41	2	0	47	173	99	27	16	0	7	1	14	2	0	0	18	4	3	13	110	40	20	16
Clearwater (DOC)																							
Felony	11	0	1	0	33	9	6	9	0	0	0	0	0	0	0	3	0	0	3	14	0	3	3
Gross Misdemeanor	1	0	0	0	0	57	0	0	0	0	0	1	0	0	0	0	0	0	0	1	1	1	0
Misdemeanor	0	0	0	2	0	15	0	0	0	0	0	0	0	0	0	0	0	0	0	0	0	0	0
Juvenile	0	0	0	5	0	2	3	0	0	0	0	0	0	0	0	1	0	0	0	4	0	1	0
Total	12	0	1	7	33	83	9	9	0	0	0	1	0	0	0	4	0	0	3	19	1	5	3
Cook (CCA)																							
Felony	6	0	0	0	10	4	0	0	0	0	0	0	0	0	0	0	0	1	0	4	0	0	1
Gross Misdemeanor	0	0	0	0	1	38	0	0	0	0	0	0	0	0	0	3	0	0	0	2	1	0	1
Misdemeanor	0	0	0	2	0	45	0	0	0	0	0	0	0	0	0	1	0	0	0	0	5	0	1
Juvenile	0	0	0	0	0	0	0	0	0	0	0	6	0	0	0	0	0	0	0	1	0	1	0
Total	6	0	0	2	11	87	0	0	0	0	0	6	0	0	0	4	0	1	0	7	6	1	3
Cottonwood (DOC)																							
Felony	13	0	0	0	23	4	1	6	0	0	0	3	0	0	0	1	0	0	3	12	0	1	0
Gross Misdemeanor	0	0	0	0	0	30	0	0	0	1	0	0	0	0	0	0	0	0	0	1	1	0	0
Misdemeanor	0	0	0	6	2	17	0	0	0	1	0	0	0	0	0	0	0	0	0	1	3	0	0
Juvenile	4	0	0	5	0	2	2	0	0	0	0	3	0	0	0	4	0	0	0	3	2	6	0
Total	17	0	0	11	25	53	3	6	0	2	0	6	0	0	0	5	0	0	3	17	6	7	0
Crow Wing (CCA)																							
Felony	36	1	1	0	224	30	7	24	0	0	1	4	0	0	0	6	7	3	12	74	9	16	5
Gross Misdemeanor	5	0	0	11	0	326	3	7	0	0	0	1	0	0	0	5	0	0	4	31	44	0	2
Misdemeanor	0	0	0	12	0	481	0	0	0	0	0	1	0	0	0	1	0	0	0	3	25	3	1
Juvenile	23	0	0	13	17	4	3	0	0	0	0	35	0	0	0	3	1	0	3	20	19	10	2
Total	64	1	1	36	241	841	13	31	0	0	1	41	0	0	0	15	8	3	19	128	97	29	10
Dakota (CCA)																							
Felony	190	0	0	1	1205	304	48	174	0	0	9	3	8	10	0	66	49	11	54	505	18	60	32
Gross Misdemeanor	18	0	0	11	2	1732	9	12	0	0	4	0	1	1	0	20	0	2	3	136	149	3	14
Misdemeanor	22	0	0	140	22	1297	5	0	0	0	0	5	0	0	0	18	0	10	1	99	235	1	3
Juvenile	38	0	0	43	44	5	7	3	0	0	1	5	1	0	0	41	20	1	9	78	5	18	30
Total	268	0	0	195	1273	3338	69	189	0	0	14	13	10	11	0	145	69	24	67	818	407	82	79
Dodge (CCA)																							
Felony	0	3	0	1	46	25	2	3	0	0	0	0	0	0	0	3	0	0	6	21	0	0	7
Gross Misdemeanor	0	0	0	2	0	49	0	0	0	1	0	0	0	0	0	0	0	1	2	2	3	0	0
Misdemeanor	0	0	0	1	0	6	0	0	0	0	0	0	0	0	0	0	0	0	0	0	0	0	0
Juvenile	1	0	0	5	1	3	0	1	0	0	0	8	0	0	0	2	0	2	0	6	0	1	0
Total	1	3	0	9	47	83	2	4	0	1	0	8	0	0	0	5	0	3	8	29	3	1	7

	2007 Year-end Population	2008 Entries	2008 Removals	2008 Year-end Population	Male	Female	White	Black	American Indian	Asian/Pacific Islander	Other Race	Unknown Race	Hispanic	Not Hispanic	Arson	Assault	Assault-Domestic	Burglary	Crime Against Family	Crime Against Justice	Crime Against Government
Douglas (DOC)																					
Felony	251	87	86	252	177	75	238	9	4	1	0	0	4	248	1	20	8	25	0	4	0
Gross Misdemeanor	193	134	124	205	167	38	196	3	3	1	2	0	2	203	0	4	2	2	0	5	2
Misdemeanor	118	233	167	182	135	47	170	5	4	1	2	0	2	180	0	10	25	0	0	6	16
Juvenile	94	137	133	98	75	23	92	4	0	0	2	0	1	97	1	9	2	7	0	1	21
Total	656	591	510	737	554	183	696	21	11	3	6	0	9	728	2	43	37	34	0	16	39
Faribault (DOC)																					
Felony	107	26	28	105	83	22	97	6	1	1	0	0	10	95	0	9	2	4	0	2	0
Gross Misdemeanor	65	40	31	74	66	8	73	1	0	0	0	0	9	65	0	2	1	0	0	1	4
Misdemeanor	60	62	60	62	45	17	60	1	1	0	0	0	9	53	0	4	7	0	0	0	4
Juvenile	13	56	34	35	29	6	34	0	0	1	0	0	3	32	1	5	1	5	0	1	2
Total	245	184	153	276	223	53	264	8	2	2	0	0	31	245	1	20	11	9	0	4	10
Fillmore (CCA)																					
Felony	77	40	24	100	80	20	93	5	0	0	2	0	3	97	0	13	1	8	0	2	1
Gross Misdemeanor	103	41	44	105	82	23	94	3	0	1	7	0	1	104	0	2	1	1	1	4	0
Misdemeanor	133	76	105	92	72	20	89	1	0	0	2	0	0	92	0	5	7	0	0	1	1
Juvenile	57	76	62	71	53	18	60	2	0	0	9	0	0	71	0	6	2	4	0	1	0
Total	370	233	235	368	287	81	336	11	0	1	20	0	4	364	0	26	11	13	1	8	2
Freeborn (DOC/CPO)																					
Felony	245	70	102	213	173	40	197	10	2	3	1	0	35	178	1	22	6	17	0	5	0
Gross Misdemeanor	204	77	127	158	121	37	143	8	3	1	3	0	25	133	0	5	9	1	1	7	2
Misdemeanor	226	182	197	207	163	44	201	2	0	2	2	0	32	175	0	4	27	0	0	6	1
Juvenile	137	117	154	100	62	38	94	0	0	1	5	0	15	85	1	12	4	2	0	3	0
Total	812	446	580	678	519	159	635	20	5	7	11	0	107	571	2	43	46	20	1	21	3
Goodhue (DOC/CPO)																					
Felony	351	150	183	320	257	63	259	31	17	3	10	0	8	312	3	28	5	20	8	6	0
Gross Misdemeanor	369	214	232	358	277	81	302	25	19	7	5	0	14	344	0	8	17	0	1	15	8
Misdemeanor	440	390	369	452	335	117	404	22	19	4	3	0	32	420	0	20	62	0	0	2	25
Juvenile	134	199	203	130	92	38	108	9	9	3	1	0	7	123	4	13	0	7	0	2	1
Total	1294	953	987	1260	961	299	1073	87	64	17	19	0	61	1199	7	69	84	27	9	25	34
Grant (DOC/CPO)																					
Felony	29	8	13	24	19	5	22	0	0	0	2	0	0	24	0	2	0	3	0	1	0
Gross Misdemeanor	50	22	35	39	35	4	9	0	0	0	30	0	0	39	0	2	0	0	0	1	0
Misdemeanor	37	25	36	24	18	6	5	0	0	0	19	0	0	24	0	6	0	0	0	0	0
Juvenile	40	23	30	33	24	9	15	0	0	0	18	0	0	33	0	7	0	2	0	0	14
Total	156	78	114	120	96	24	51	0	0	0	69	0	0	120	0	17	0	5	0	2	14
Hennepin (CCA)																					
Felony	9699	7068	7309	9458	7483	1975	4299	4489	321	269	80	0	302	9156	21	770	457	592	24	145	10
Gross Misdemeanor	9150	6696	7012	8834	6846	1988	6444	1764	247	216	163	0	450	8384	4	34	239	14	80	86	7
Misdemeanor	7397	11804	9064	10137	7407	2730	4916	2377	223	228	2393	0	373	9764	0	182	606	8	4	87	4
Juvenile	3800	3382	3755	3427	2455	972	912	1897	211	140	267	0	375	3052	10	466	139	127	1	80	6
Total	30046	28950	27140	31856	24191	7665	16571	10527	1002	853	2903	0	1500	30356	35	1452	1441	741	109	398	27
Houston (DOC)																					
Felony	116	41	42	115	92	23	103	11	0	1	0	0	1	114	1	11	4	15	0	2	0
Gross Misdemeanor	246	62	88	234	183	51	204	13	4	0	13	0	0	234	0	2	7	0	1	11	20
Misdemeanor	862	305	547	607	417	190	439	17	3	1	147	0	9	598	0	7	19	0	1	6	36
Juvenile	125	82	107	100	68	32	58	13	0	1	28	0	1	99	0	16	3	6	0	3	15
Total	1349	490	784	1056	760	296	804	54	7	3	188	0	11	1045	1	36	33	21	2	22	71
Hubbard (DOC)																					
Felony	166	47	51	161	127	34	131	3	20	0	7	0	0	161	0	16	4	18	0	4	0
Gross Misdemeanor	85	34	35	87	72	15	77	2	7	0	1	0	0	87	0	1	3	1	2	2	3
Misdemeanor	13	22	11	22	19	3	19	0	1	0	2	0	0	22	0	0	13	0	1	4	1
Juvenile	44	20	33	31	26	5	20	0	7	0	4	0	0	31	2	6	3	1	0	0	0
Total	308	123	130	301	244	57	247	5	35	0	14	0	0	301	2	23	23	20	3	10	4
Isanti (DOC/CPO)																					
Felony	334	144	114	368	279	89	356	3	5	1	3	0	0	368	3	25	8	28	3	3	0
Gross Misdemeanor	408	213	186	448	364	84	320	2	3	0	123	0	0	448	0	9	4	6	5	21	7
Misdemeanor	930	516	658	771	568	203	124	1	0	1	645	0	0	771	0	17	32	0	1	39	17
Juvenile	100	140	142	98	68	30	61	2	1	1	33	0	2	96	1	5	1	6	0	4	0
Total	1772	1013	1100	1685	1279	406	861	8	9	3	804	0	2	1683	4	56	45	40	9	67	24

	Criminal Sexual Conduct	Crim Vehicle Oper Harm	Crim Vehicle Oper Death	Disturbing Peace	Drugs	DWI	Escape/Flight	Forgery	Gambling	Harassment/Stalking	Homicide	Status/Federal/Misc	Kidnapping	Obscenity	Other Person	Property Damage	Robbery	Sex Related	Stolen Property	Theft	Traffic (exclude DWI)	Vehicle Theft	Weapons
Douglas (DOC)																							
Felony	32	0	2	1	53	13	6	11	0	0	0	0	0	2	0	4	3	0	5	51	2	5	4
Gross Misdemeanor	2	0	0	2	0	149	1	0	0	4	0	1	0	1	0	2	0	0	2	15	10	1	0
Misdemeanor	0	0	0	12	4	97	1	0	0	0	0	0	0	0	0	2	0	0	0	4	4	0	1
Juvenile	5	0	0	3	13	5	1	1	0	0	0	2	0	0	0	5	0	0	2	16	2	1	0
Total	39	0	2	18	70	264	9	12	0	4	0	3	0	3	0	13	3	0	9	86	18	7	5
Faribault (DOC)																							
Felony	10	1	0	0	31	6	1	5	0	0	0	1	1	0	0	5	0	0	6	18	0	1	2
Gross Misdemeanor	1	0	0	2	0	51	0	1	0	6	0	0	0	0	0	0	0	0	0	1	3	0	1
Misdemeanor	0	0	0	6	1	36	0	0	0	1	0	0	0	0	0	0	0	0	0	0	3	0	0
Juvenile	0	0	0	0	2	0	0	1	0	0	0	4	0	0	0	2	0	0	2	5	2	1	0
Total	11	1	0	8	34	93	1	7	0	7	0	5	1	0	0	7	0	0	8	24	8	2	3
Fillmore (CCA)																							
Felony	1	3	0	0	34	14	3	1	0	0	0	1	0	0	0	0	2	0	0	12	1	3	0
Gross Misdemeanor	0	0	0	0	0	79	0	2	0	0	0	6	0	0	0	3	0	0	0	2	4	0	0
Misdemeanor	0	0	0	5	0	57	0	0	0	0	0	10	0	0	0	1	0	0	0	3	1	0	1
Juvenile	4	0	0	0	6	7	0	0	0	1	0	18	0	1	0	9	0	0	1	5	6	0	0
Total	5	3	0	5	40	157	3	3	0	1	0	35	0	1	0	13	2	0	1	22	12	3	1
Freeborn (DOC/CPO)																							
Felony	10	0	0	2	97	8	8	7	0	1	0	0	1	0	0	3	1	0	7	13	0	3	1
Gross Misdemeanor	4	0	0	0	0	92	1	4	0	0	0	4	0	0	0	6	0	0	1	12	8	0	1
Misdemeanor	0	0	0	39	0	84	1	1	0	0	0	13	0	0	0	2	0	0	1	8	19	1	0
Juvenile	7	0	0	25	8	0	1	0	0	0	0	10	0	0	0	5	1	0	2	9	8	1	1
Total	21	0	0	66	105	184	11	12	0	1	0	27	1	0	0	16	2	0	11	42	35	5	3
Goodhue (DOC/CPO)																							
Felony	32	1	1	1	124	15	8	14	0	3	0	0	0	0	0	2	1	1	2	30	2	9	3
Gross Misdemeanor	3	0	0	0	1	219	6	21	0	7	0	1	0	0	0	7	0	1	3	11	29	0	0
Misdemeanor	0	0	0	31	4	198	3	0	0	0	0	0	0	0	0	1	0	0	1	18	84	2	0
Juvenile	2	0	0	23	13	9	0	0	0	0	1	15	0	0	0	9	0	0	1	12	7	6	5
Total	37	1	1	55	142	441	17	35	0	10	1	16	0	0	0	19	1	2	7	71	122	17	8
Grant (DOC/CPO)																							
Felony	2	0	0	1	6	3	0	1	0	0	0	0	0	0	0	0	0	1	2	2	0	0	0
Gross Misdemeanor	0	0	0	0	0	28	0	0	0	1	0	3	0	0	0	0	0	0	0	3	1	0	0
Misdemeanor	0	0	0	0	1	14	0	0	0	0	0	0	0	0	0	2	0	0	0	0	1	0	0
Juvenile	0	0	0	0	0	3	0	0	0	0	0	5	0	0	0	0	0	0	0	0	1	0	1
Total	2	0	0	1	7	48	0	1	0	1	0	8	0	0	0	2	0	1	2	5	3	0	1
Hennepin (CCA)																							
Felony	562	18	19	5	2986	494	300	480	3	23	39	14	35	33	0	127	365	26	162	1338	6	230	165
Gross Misdemeanor	27	16	1	86	8	7570	15	20	0	22	0	10	2	5	0	74	4	91	13	163	183	9	43
Misdemeanor	3	0	1	795	53	6164	27	4	1	32	0	399	0	21	0	233	3	9	13	382	1073	13	18
Juvenile	117	1	2	235	145	19	83	112	0	3	3	505	2	6	0	87	168	1	34	396	107	0	166
Total	709	35	23	1121	3192	14247	425	616	4	80	42	928	39	65	0	521	540	127	222	2279	1369	252	392
Houston (DOC)																							
Felony	14	4	0	0	19	8	5	4	0	0	0	0	1	1	0	3	0	1	0	15	0	6	1
Gross Misdemeanor	1	1	0	1	1	154	0	2	0	0	0	0	0	0	0	8	0	2	0	13	10	0	0
Misdemeanor	0	0	0	40	3	301	11	1	0	0	0	0	0	0	0	8	0	0	1	61	111	1	0
Juvenile	2	1	0	7	13	0	2	0	0	1	0	9	0	0	0	3	0	1	1	6	8	2	1
Total	17	6	0	48	36	463	18	7	0	1	0	9	1	1	0	22	0	4	2	95	129	9	2
Hubbard (DOC)																							
Felony	9	0	0	1	56	17	2	7	0	0	0	0	0	0	0	2	1	0	3	18	0	2	1
Gross Misdemeanor	4	1	0	0	0	60	0	2	0	0	0	0	0	0	0	2	0	0	0	4	1	0	1
Misdemeanor	0	0	0	1	0	0	0	0	0	0	0	0	0	0	0	0	0	0	1	0	0	0	1
Juvenile	4	0	0	1	0	0	1	0	0	0	0	1	0	0	0	2	0	0	0	5	0	4	1
Total	17	1	0	3	56	77	3	9	0	0	0	1	0	0	0	6	1	0	4	27	1	6	4
Isanti (DOC/CPO)																							
Felony	31	6	0	0	133	29	10	11	0	1	0	0	1	0	0	5	2	0	11	50	2	3	3
Gross Misdemeanor	1	0	0	0	0	308	1	3	1	1	0	0	0	1	0	2	0	1	0	21	54	0	2
Misdemeanor	0	0	0	76	3	247	0	0	0	0	0	0	0	1	0	4	0	1	1	51	277	1	3
Juvenile	5	0	0	7	9	3	1	0	0	0	0	20	0	0	0	5	0	4	2	14	4	6	1
Total	37	6	0	83	145	587	12	14	1	2	0	20	1	2	0	16	2	6	14	136	337	10	9

	2007 Year-end Population	2008 Entries	2008 Removals	2008 Year-end Population	Male	Female	White	Black	American Indian	Asian/Pacific Islander	Other Race	Unknown Race	Hispanic	Not Hispanic	Arson	Assault	Assault-Domestic	Burglary	Crime Against Family	Crime Against Justice	Crime Against Government
Itasca (DOC/CPO)																					
Felony	517	162	167	514	400	114	428	4	73	1	8	0	3	511	5	49	10	66	1	13	0
Gross Misdemeanor	480	199	259	421	337	84	346	2	64	0	9	0	3	418	0	9	11	3	0	20	28
Misdemeanor	122	86	87	118	87	31	95	2	20	0	1	0	2	116	0	16	21	0	0	15	1
Juvenile	204	202	207	199	159	40	153	4	23	2	17	0	1	198	1	25	1	13	0	8	0
Total	1323	649	720	1252	983	269	1022	12	180	3	35	0	9	1243	6	99	43	82	1	56	29
Jackson (DOC/CPO)																					
Felony	64	35	21	78	62	16	71	2	1	3	1	0	6	72	0	8	1	6	0	1	0
Gross Misdemeanor	98	36	28	106	88	18	94	4	3	1	4	0	10	96	0	3	1	1	2	6	3
Misdemeanor	262	116	124	254	196	58	225	11	1	7	10	0	11	243	0	9	23	0	3	8	4
Juvenile	31	37	31	37	29	8	35	0	0	2	0	0	4	33	0	2	0	3	0	0	0
Total	455	224	204	475	375	100	425	17	5	13	15	0	31	444	0	22	25	10	5	15	7
Kanabec (DOC/CPO)																					
Felony	182	82	64	202	160	42	190	6	3	0	3	0	2	200	1	17	10	20	0	4	0
Gross Misdemeanor	231	97	106	225	183	42	169	0	2	0	54	0	0	225	0	8	7	0	6	8	7
Misdemeanor	339	227	226	335	254	81	168	0	1	1	165	0	0	335	0	11	20	0	0	10	14
Juvenile	57	70	49	78	58	20	20	2	1	1	54	0	0	78	0	7	6	2	0	3	0
Total	809	476	445	840	655	185	547	8	7	2	276	0	2	838	1	43	43	22	6	25	21
Kandiyohi (CCA)																					
Felony	484	194	168	522	402	120	493	14	5	0	10	0	237	285	2	31	9	36	6	11	1
Gross Misdemeanor	342	139	173	317	249	68	294	8	5	1	9	0	92	225	0	5	6	1	2	10	6
Misdemeanor	533	366	443	435	332	103	393	15	5	2	20	0	172	263	0	17	31	0	0	7	12
Juvenile	131	154	149	136	88	48	127	3	0	0	6	0	60	76	0	15	1	9	0	7	24
Total	1490	853	933	1410	1071	339	1307	40	15	3	45	0	561	849	2	68	47	46	8	35	43
Kittson (DOC)																					
Felony	15	7	8	14	12	2	13	1	0	0	0	0	0	14	0	1	0	1	0	0	0
Gross Misdemeanor	8	2	2	8	7	1	8	0	0	0	0	0	0	8	0	0	2	0	0	0	0
Misdemeanor	1	1	1	1	0	1	1	0	0	0	0	0	0	1	0	0	0	0	0	0	1
Juvenile	9	1	7	3	3	0	3	0	0	0	0	0	0	3	0	0	0	3	0	0	0
Total	33	11	18	26	22	4	25	1	0	0	0	0	0	26	0	1	2	4	0	0	1
Koochiching (CCA)																					
Felony	161	22	31	153	129	24	125	8	18	2	0	0	0	153	1	11	4	19	0	1	0
Gross Misdemeanor	129	39	47	123	100	23	104	1	16	2	0	0	0	123	0	1	1	1	1	2	1
Misdemeanor	85	18	41	59	49	10	48	3	8	0	0	0	0	59	0	0	0	0	0	1	8
Juvenile	56	29	45	40	27	13	37	0	1	0	2	0	0	40	0	7	0	6	0	2	0
Total	431	108	164	375	305	70	314	12	43	4	2	0	0	375	1	19	5	26	1	6	9
Lac Qui Parle (CCA)																					
Felony	23	11	9	25	23	2	19	0	0	1	5	0	3	22	0	1	0	5	0	1	0
Gross Misdemeanor	31	17	21	27	25	2	20	0	1	0	6	0	1	26	0	0	0	0	0	1	0
Misdemeanor	32	21	33	20	10	10	16	0	0	0	4	0	1	19	0	4	0	0	0	1	1
Juvenile	20	19	23	16	14	2	12	0	2	0	2	0	1	15	0	3	0	4	0	0	2
Total	106	68	86	88	72	16	67	0	3	1	17	0	6	82	0	8	0	9	0	3	3
Lake (CCA)																					
Felony	80	20	20	79	67	12	71	2	3	2	1	0	0	79	0	5	2	11	0	5	0
Gross Misdemeanor	74	33	33	82	70	12	80	2	0	0	0	0	0	82	0	0	3	1	1	0	2
Misdemeanor	57	33	18	65	47	18	63	0	2	0	0	0	0	65	0	7	3	0	0	0	2
Juvenile	6	26	14	18	11	7	13	0	0	0	5	0	1	17	0	1	1	5	0	1	1
Total	217	112	85	244	195	49	227	4	5	2	6	0	1	243	0	13	9	17	1	6	5
Lake of the Woods (DOC)																					
Felony	15	9	4	19	15	4	17	0	1	1	0	0	0	19	1	2	1	1	0	0	0
Gross Misdemeanor	31	17	14	35	29	6	34	0	1	0	0	0	0	35	0	1	1	0	0	0	0
Misdemeanor	3	1	3	1	1	0	1	0	0	0	0	0	0	1	0	0	0	0	0	0	0
Juvenile	2	18	7	13	8	5	12	0	0	1	0	0	0	13	0	1	0	1	0	0	1
Total	51	45	28	68	53	15	64	0	2	2	0	0	0	68	1	4	2	2	0	0	1
Le Sueur (DOC)																					
Felony	147	78	81	145	115	30	128	8	1	2	6	0	9	136	2	16	2	16	1	1	0
Gross Misdemeanor	121	77	79	123	101	22	121	1	1	0	0	0	11	112	0	0	3	0	3	5	0
Misdemeanor	135	109	124	115	90	25	114	1	0	0	0	0	11	104	0	7	12	0	0	2	7
Juvenile	70	95	94	71	52	19	67	2	1	1	0	0	18	53	2	5	0	3	0	4	16
Total	473	359	378	454	358	96	430	12	3	3	6	0	49	405	4	28	17	19	4	12	23

	Criminal Sexual Conduct	Crim Vehicle Oper Harm	Crim Vehicle Oper Death	Disturbing Peace	Drugs	DWI	Escape/Flight	Forgery	Gambling	Harrassment/Stalking	Homicide	Status/Federal/Misc	Kidnaping	Obscenity	Other Person	Property Damage	Robbery	Sex Related	Stolen Property	Theft	Traffic (exclude DWI)	Vehicle Theft	Weapons
Itasca (DOC/CPO)																							
Felony	41	1	0	2	148	36	17	17	0	1	0	1	0	1	0	8	3	1	7	66	0	8	12
Gross Misdemeanor	2	5	0	2	2	251	1	1	0	3	0	2	0	0	0	4	0	0	3	15	57	0	2
Misdemeanor	0	0	0	17	1	22	0	0	0	0	0	15	0	0	0	2	0	0	0	3	1	0	4
Juvenile	19	0	0	18	26	0	0	1	0	3	1	17	0	1	0	8	1	0	2	31	9	9	5
Total	62	6	0	39	177	309	18	19	0	7	1	35	0	2	0	22	4	1	12	115	67	17	23
Jackson (DOC/CPO)																							
Felony	9	2	0	0	21	7	1	1	0	2	0	1	1	0	0	0	1	0	1	14	0	0	1
Gross Misdemeanor	0	0	0	0	0	67	2	1	0	6	0	0	0	0	0	2	0	0	0	7	2	0	3
Misdemeanor	0	0	0	20	1	62	3	0	0	0	0	4	0	1	0	1	0	0	1	43	67	1	3
Juvenile	3	0	0	2	2	2	0	0	0	0	0	10	0	0	0	3	1	0	0	0	8	1	0
Total	12	2	0	22	24	138	6	2	0	8	0	15	1	1	0	6	2	0	2	64	77	2	7
Kanabec (DOC/CPO)																							
Felony	26	0	0	0	68	17	3	4	1	1	0	1	1	0	0	1	1	0	3	17	0	2	4
Gross Misdemeanor	2	2	0	1	1	136	0	0	0	3	0	0	0	0	0	2	0	0	0	10	32	0	0
Misdemeanor	0	0	0	41	0	112	0	0	0	0	0	0	0	0	0	9	0	0	0	14	102	0	2
Juvenile	7	0	0	14	5	1	1	0	0	0	0	10	0	0	0	3	0	0	0	6	7	2	4
Total	35	2	0	56	74	266	4	4	1	4	0	11	1	0	0	15	1	0	3	47	141	4	10
Kandiyohi (CCA)																							
Felony	51	4	0	0	160	26	10	68	0	0	1	2	1	0	0	7	2	5	11	65	0	0	13
Gross Misdemeanor	0	19	0	1	3	215	0	4	0	0	0	0	0	0	0	7	0	0	5	23	7	1	2
Misdemeanor	0	1	0	5	8	177	0	1	0	0	0	0	0	0	0	1	0	0	0	25	147	1	0
Juvenile	4	1	0	7	8	1	0	0	0	0	0	6	1	0	0	17	0	0	2	26	3	4	0
Total	55	25	0	13	179	419	10	73	0	0	1	8	2	0	0	32	2	5	18	139	157	6	15
Kittson (DOC)																							
Felony	2	0	0	0	5	0	0	1	0	0	0	0	0	0	0	2	0	0	0	1	0	0	1
Gross Misdemeanor	0	1	0	0	0	5	0	0	0	0	0	0	0	0	0	0	0	0	0	0	0	0	0
Misdemeanor	0	0	0	0	0	0	0	0	0	0	0	0	0	0	0	0	0	0	0	0	0	0	0
Juvenile	0	0	0	0	0	0	0	0	0	0	0	0	0	0	0	0	0	0	0	0	0	0	0
Total	2	1	0	0	5	5	0	1	0	0	0	0	0	0	0	2	0	0	0	1	0	0	1
Koochiching (CCA)																							
Felony	22	0	0	0	38	14	4	8	0	0	0	0	2	0	0	4	0	0	0	13	0	10	2
Gross Misdemeanor	4	0	0	6	0	87	0	4	0	0	0	0	0	0	0	0	0	0	0	6	6	1	2
Misdemeanor	0	0	0	0	0	34	0	2	0	0	0	0	0	0	0	1	0	0	0	4	9	0	0
Juvenile	4	0	0	2	0	1	0	0	0	0	0	9	0	0	0	4	0	0	0	3	0	0	2
Total	30	0	0	8	38	136	4	14	0	0	0	9	2	0	0	9	0	0	0	26	15	11	6
Lac Qui Parle (CCA)																							
Felony	1	0	0	0	5	0	1	1	0	0	1	0	0	0	0	0	0	1	0	4	0	3	1
Gross Misdemeanor	0	0	0	0	0	21	0	1	0	0	0	0	0	0	0	0	0	0	2	2	0	0	0
Misdemeanor	0	0	0	3	0	8	0	0	0	0	0	0	0	0	0	0	0	0	0	0	3	0	0
Juvenile	0	0	0	0	0	0	1	0	0	0	0	0	0	0	0	4	0	0	0	1	1	0	0
Total	1	0	0	3	5	29	2	2	0	0	1	0	0	0	0	4	0	1	2	7	4	3	1
Lake (CCA)																							
Felony	5	0	0	0	24	9	1	2	1	0	0	0	0	0	0	3	0	0	0	11	0	0	0
Gross Misdemeanor	2	0	0	1	0	63	0	0	0	0	0	0	0	0	0	2	0	0	0	2	5	0	0
Misdemeanor	0	0	0	6	0	43	0	0	0	0	0	0	0	0	0	0	0	0	0	2	2	0	0
Juvenile	0	0	0	0	0	0	0	0	0	0	0	7	0	0	0	0	0	0	0	2	0	0	0
Total	7	0	0	7	24	115	1	2	1	0	0	7	0	0	0	5	0	0	0	17	7	0	0
Lake of the Woods (DOC)																							
Felony	3	0	0	0	5	3	0	1	0	0	0	0	1	0	0	0	0	0	0	0	0	1	0
Gross Misdemeanor	0	0	0	0	0	31	1	0	0	0	0	0	0	0	0	0	0	0	0	0	1	0	0
Misdemeanor	0	0	0	0	0	1	0	0	0	0	0	0	0	0	0	0	0	0	0	0	0	0	0
Juvenile	0	0	0	0	0	0	0	1	0	0	0	2	0	0	0	0	0	0	0	4	0	0	3
Total	3	0	0	0	5	35	1	2	0	0	0	2	1	0	0	0	0	0	0	4	1	1	3
Le Sueur (DOC)																							
Felony	15	1	0	0	36	15	3	5	0	0	0	2	1	0	0	3	1	0	3	20	0	2	0
Gross Misdemeanor	0	0	0	0	1	92	0	0	0	1	0	1	0	0	0	1	0	0	0	4	11	0	0
Misdemeanor	0	0	0	6	0	68	0	0	0	0	0	0	0	1	0	1	0	0	0	3	7	1	0
Juvenile	5	0	0	4	3	6	1	0	0	0	0	0	0	0	0	5	1	0	1	10	3	1	1
Total	20	1	0	10	40	181	4	5	0	1	0	3	1	1	0	10	2	0	4	37	21	4	1

	2007 Year-end Population	2008 Entries	2008 Removals	2008 Year-end Population	Male	Female	White	Black	American Indian	Asian/Pacific Islander	Other Race	Unknown Race	Hispanic	Not Hispanic	Arson	Assault	Assault-Domestic	Burglary	Crime Against Family	Crime Against Justice	Crime Against Government
Lincoln (DOC)																					
Felony	21	10	12	20	17	3	19	1	0	0	0	0	0	20	0	1	1	5	0	0	0
Gross Misdemeanor	15	11	7	18	16	2	17	1	0	0	0	0	1	17	0	0	0	0	0	1	1
Misdemeanor	24	25	29	20	17	3	20	0	0	0	0	0	0	20	0	1	1	0	0	2	1
Juvenile	10	7	10	7	6	1	7	0	0	0	0	0	0	7	0	0	0	2	0	0	0
Total	70	53	58	65	56	9	63	2	0	0	0	0	1	64	0	2	2	7	0	3	2
Lyon (DOC)																					
Felony	269	80	82	268	216	52	230	29	5	3	1	0	61	207	1	37	7	22	0	9	0
Gross Misdemeanor	212	84	89	211	168	43	186	17	3	4	1	0	27	184	0	8	4	1	1	13	2
Misdemeanor	247	202	168	276	194	82	233	26	4	10	3	0	44	232	0	23	12	0	0	12	16
Juvenile	77	59	61	75	52	23	65	9	1	0	0	0	25	50	0	8	0	4	0	1	8
Total	805	425	400	830	630	200	714	81	13	17	5	0	157	673	1	76	23	27	1	35	26
McLeod (DOC)																					
Felony	322	79	127	271	208	63	263	5	1	2	0	0	34	237	2	34	12	11	1	3	0
Gross Misdemeanor	156	101	84	183	157	26	173	8	2	0	0	0	10	173	0	3	3	4	4	5	0
Misdemeanor	112	96	86	115	85	30	113	0	1	1	0	0	13	102	0	5	11	0	0	1	0
Juvenile	73	92	87	78	56	22	78	0	0	0	0	0	13	65	0	6	10	3	0	2	14
Total	663	368	384	647	506	141	627	13	4	3	0	0	70	577	2	48	36	18	5	11	14
Mahnomen (DOC)																					
Felony	177	46	53	174	113	61	31	2	141	0	0	0	0	174	1	28	7	12	1	4	0
Gross Misdemeanor	56	21	30	43	29	14	11	0	32	0	0	0	0	43	0	2	2	0	0	2	0
Misdemeanor	5	1	4	2	2	0	0	0	2	0	0	0	0	2	0	0	1	0	0	0	0
Juvenile	17	22	16	23	17	6	2	1	20	0	0	0	0	23	0	3	0	6	0	0	2
Total	255	90	103	242	161	81	44	3	195	0	0	0	0	242	1	33	10	18	1	6	2
Marshall (DOC)																					
Felony	46	22	13	56	38	18	54	0	0	0	2	0	6	50	2	1	3	3	2	0	0
Gross Misdemeanor	22	14	12	23	20	3	21	0	0	0	2	0	0	23	0	0	1	0	1	0	0
Misdemeanor	1	3	2	2	2	0	1	0	0	0	1	0	0	2	0	0	0	0	0	0	0
Juvenile	19	13	11	21	19	2	18	0	1	0	2	0	2	19	0	1	0	3	0	0	0
Total	88	52	38	102	79	23	94	0	1	0	7	0	8	94	2	2	4	6	3	0	0
Martin (DOC)																					
Felony	207	90	80	223	168	55	215	6	1	1	0	0	10	213	0	23	1	17	0	1	0
Gross Misdemeanor	128	93	73	149	120	29	143	4	0	1	1	0	9	140	0	2	6	0	3	7	8
Misdemeanor	101	56	52	98	74	24	93	3	0	0	2	0	6	92	0	5	19	0	0	5	7
Juvenile	73	102	103	72	55	17	70	2	0	0	0	0	7	65	1	10	3	3	1	1	11
Total	509	341	308	542	417	125	521	15	1	2	3	0	32	510	1	40	29	20	4	14	26
Meeker (DOC/CPO)																					
Felony	134	44	56	126	94	32	116	6	1	0	3	0	7	119	1	10	5	12	0	6	2
Gross Misdemeanor	184	64	82	164	141	23	61	1	0	0	102	0	0	164	1	12	0	2	3	3	1
Misdemeanor	172	111	122	159	132	27	28	2	0	0	129	0	1	158	0	16	0	0	0	9	7
Juvenile	57	47	60	44	32	12	9	0	0	0	35	0	0	44	1	7	0	1	0	1	0
Total	547	266	320	493	399	94	214	9	1	0	269	0	8	485	3	45	5	15	3	19	10
Mille Lacs (DOC/CPO)																					
Felony	335	104	124	314	225	89	229	5	76	4	0	0	1	313	1	39	8	13	0	3	4
Gross Misdemeanor	623	182	232	579	443	136	423	8	134	1	13	0	4	575	0	26	16	2	5	34	4
Misdemeanor	631	437	429	634	471	163	529	8	82	4	11	0	8	626	0	34	27	0	1	47	13
Juvenile	106	145	142	109	70	39	63	0	44	0	2	0	1	108	0	26	8	5	0	9	0
Total	1695	868	927	1636	1209	427	1244	21	336	9	26	0	14	1622	1	125	59	20	6	93	21
Morrison (CCA)																					
Felony	272	122	155	246	195	51	227	11	6	2	0	0	4	242	2	18	12	21	1	8	0
Gross Misdemeanor	264	117	118	262	222	40	253	5	3	1	0	0	1	261	0	4	14	1	1	7	1
Misdemeanor	206	154	171	183	150	33	177	2	2	2	0	0	2	181	0	6	16	0	0	3	19
Juvenile	82	139	117	104	76	28	94	7	1	2	0	0	4	100	0	5	1	2	0	4	24
Total	824	532	561	795	643	152	751	25	12	7	0	0	11	784	2	33	43	24	2	22	44
Mower (DOC/CPO)																					
Felony	236	164	142	259	207	52	228	25	2	4	0	0	36	223	0	30	7	8	4	6	1
Gross Misdemeanor	277	204	191	301	241	60	246	21	1	5	28	0	44	257	0	42	0	2	5	7	1
Misdemeanor	299	301	307	281	211	70	235	16	0	7	23	0	72	209	0	45	0	0	0	8	0
Juvenile	140	157	153	144	92	52	116	9	0	2	17	0	33	111	1	28	0	7	0	0	0
Total	952	826	793	985	751	234	825	71	3	18	68	0	185	800	1	145	7	17	9	21	2

	Criminal Sexual Conduct	Crim Vehicle Oper Harm	Crim vehicle Oper Death	Disturbing Peace	Drugs	DWI	Escape/Flight	Forgery	Gambling	Harassment/Stalking	Homicide	Status/Federal/Misc	Kidnapping	Obscenity	Other Person	Property Damage	Robbery	Sex Related	Stolen Property	Theft	Traffic (exclude DWI)	Vehicle Theft	Weapons
Lincoln (DOC)																							
Felony	3	0	0	0	5	0	0	1	0	0	0	0	0	0	0	0	0	0	0	2	0	1	1
Gross Misdemeanor	1	0	0	0	0	10	0	0	0	0	0	0	0	0	0	1	0	0	0	3	0	0	1
Misdemeanor	0	0	0	1	0	8	0	0	0	0	0	0	0	0	0	1	0	0	0	4	1	0	0
Juvenile	1	0	0	0	0	1	1	0	0	0	0	1	0	0	0	0	0	0	0	1	0	0	0
Total	5	0	0	1	5	19	1	1	0	0	0	1	0	0	0	2	0	0	0	10	1	1	2
Lyon (DOC)																							
Felony	14	0	1	0	52	12	6	41	0	1	0	0	1	1	0	10	0	0	2	40	0	6	5
Gross Misdemeanor	2	0	0	1	3	133	1	5	0	0	0	0	0	0	0	1	0	0	4	21	9	1	1
Misdemeanor	0	0	0	30	6	122	4	0	0	1	0	0	0	0	0	5	0	0	1	15	27	1	1
Juvenile	5	1	0	6	2	4	2	1	0	1	0	1	0	1	0	8	0	0	1	7	6	3	5
Total	21	1	1	37	63	271	13	47	0	3	0	1	1	2	0	24	0	0	8	83	42	11	12
McLeod (DOC)																							
Felony	30	0	0	2	73	8	10	15	0	0	0	0	1	3	0	5	3	0	7	42	1	6	2
Gross Misdemeanor	1	0	0	0	0	149	2	0	0	1	0	0	0	1	0	2	1	0	0	4	3	0	0
Misdemeanor	0	0	0	11	0	80	1	0	0	0	0	0	0	0	0	1	0	0	0	2	3	0	0
Juvenile	4	0	0	12	4	1	1	1	0	0	0	0	0	0	0	3	3	0	0	8	2	4	0
Total	35	0	0	25	77	238	14	16	0	1	0	0	1	4	0	11	7	0	7	56	9	10	2
Mahnomen (DOC)																							
Felony	3	0	0	0	52	28	5	3	0	0	0	1	0	0	0	1	0	0	2	17	3	6	0
Gross Misdemeanor	2	0	0	0	0	34	0	0	0	0	0	0	0	0	0	0	0	0	0	0	1	0	0
Misdemeanor	0	0	0	0	0	1	0	0	0	0	0	0	0	0	0	0	0	0	0	0	0	0	0
Juvenile	1	0	0	1	1	0	0	0	0	0	0	0	0	0	0	4	0	0	0	2	0	2	1
Total	6	0	0	1	53	63	5	3	0	0	0	1	0	0	0	5	0	0	2	19	4	8	1
Marshall (DOC)																							
Felony	4	2	0	0	18	10	0	4	0	0	0	0	0	0	0	0	0	0	0	7	0	0	0
Gross Misdemeanor	1	0	0	0	1	19	0	0	0	0	0	0	0	0	0	0	0	0	0	0	0	0	0
Misdemeanor	0	0	0	0	0	1	0	0	0	0	0	0	0	0	0	0	0	0	0	0	1	0	0
Juvenile	2	0	0	2	1	0	0	0	0	0	0	0	0	0	0	3	0	0	0	8	1	0	0
Total	7	2	0	2	20	30	0	4	0	0	0	0	0	0	0	3	0	0	0	15	2	0	0
Martin (DOC)																							
Felony	15	0	0	0	80	9	2	11	0	0	0	0	0	0	0	6	0	1	7	40	1	6	3
Gross Misdemeanor	4	0	0	0	1	96	0	0	0	0	0	0	0	1	0	3	0	0	0	11	6	0	1
Misdemeanor	0	0	0	6	0	24	1	0	0	0	0	0	0	0	0	1	0	0	2	18	8	2	0
Juvenile	8	0	0	3	6	4	2	0	0	0	0	3	0	0	0	4	0	0	0	8	1	1	2
Total	27	0	0	9	87	133	5	11	0	0	0	3	0	1	0	14	0	1	9	77	16	9	6
Meeker (DOC/CPO)																							
Felony	12	2	1	1	39	10	2	1	0	0	0	0	0	0	0	1	0	0	1	15	1	1	3
Gross Misdemeanor	2	0	0	0	0	123	0	2	0	0	0	0	0	0	0	3	0	0	2	4	6	0	0
Misdemeanor	0	0	0	18	0	78	0	0	0	0	0	1	0	0	0	2	0	0	0	2	26	0	0
Juvenile	6	0	0	1	2	2	1	0	0	0	0	7	0	0	0	1	0	1	0	7	5	0	1
Total	20	2	1	20	41	213	3	3	0	0	0	8	0	0	0	7	0	1	3	28	38	1	4
Mille Lacs (DOC/CPO)																							
Felony	36	3	2	1	95	31	8	14	1	0	0	0	1	1	0	5	1	0	7	28	1	4	7
Gross Misdemeanor	2	0	0	1	2	396	1	2	0	0	0	0	0	1	0	13	0	0	2	22	48	0	2
Misdemeanor	0	0	0	32	4	219	5	0	0	0	0	1	0	0	0	10	0	0	2	27	208	3	1
Juvenile	4	0	0	5	0	1	1	1	0	0	0	11	0	0	0	9	0	0	2	11	6	3	7
Total	42	3	2	39	101	647	15	17	1	0	0	12	1	2	0	37	1	0	13	88	263	10	17
Morrison (CCA)																							
Felony	21	2	0	0	72	21	6	9	0	0	0	0	0	0	0	4	0	2	6	40	0	0	1
Gross Misdemeanor	3	9	0	1	1	187	1	1	0	0	0	0	0	0	0	4	0	0	1	10	16	0	0
Misdemeanor	0	0	0	3	1	116	1	0	0	1	0	0	0	0	0	2	0	0	1	0	14	0	0
Juvenile	11	1	0	11	8	1	1	0	0	0	0	12	0	0	0	4	0	0	1	1	9	6	2
Total	35	12	0	15	82	325	9	10	0	1	0	12	0	0	0	14	0	2	9	51	39	6	3
Mower (DOC/CPO)																							
Felony	18	3	0	6	95	14	5	22	0	0	0	0	1	0	0	4	3	1	5	24	0	1	1
Gross Misdemeanor	2	0	0	0	1	195	1	6	0	0	1	5	0	0	0	5	0	1	2	14	10	0	0
Misdemeanor	0	0	0	9	3	141	2	2	0	0	0	28	0	1	0	4	0	0	0	5	33	0	0
Juvenile	7	0	0	10	9	16	1	0	0	0	0	38	0	0	0	4	0	1	1	10	6	1	4
Total	27	3	0	25	108	366	9	30	0	0	1	71	1	1	0	17	3	3	8	53	49	2	5

	2007 Year-end Population	2008 Entries	2008 Removals	2008 Year-end Population	Male	Female	White	Black	American Indian	Asian/Pacific Islander	Other Race	Unknown Race	Hispanic	Not Hispanic	Arson	Assault	Assault-Domestic	Burglary	Crime Against Family	Crime Against Justice	Crime Against Government
Murray (DOC)																					
Felony	45	17	15	44	32	12	41	1	1	1	0	0	3	41	0	2	0	4	0	0	0
Gross Misdemeanor	25	16	11	33	23	10	32	0	1	0	0	0	3	30	0	2	0	1	0	0	0
Misdemeanor	11	14	12	13	10	3	10	2	1	0	0	0	2	11	0	0	2	0	0	2	3
Juvenile	5	11	4	12	6	6	11	0	1	0	0	0	2	10	0	0	0	1	0	2	3
Total	86	58	42	102	71	31	94	3	4	1	0	0	10	92	0	4	2	6	0	4	6
Nicollet (DOC/CPO)																					
Felony	179	79	65	193	144	49	170	8	0	1	14	0	11	182	2	20	5	20	0	4	0
Gross Misdemeanor	268	124	154	241	193	48	224	10	1	2	4	0	18	223	1	9	5	0	3	14	4
Misdemeanor	293	201	239	252	190	62	231	11	0	1	9	0	12	240	0	6	13	0	0	5	14
Juvenile	85	97	91	91	68	23	62	9	0	1	19	0	9	82	0	8	3	2	0	1	0
Total	825	501	549	777	595	182	687	38	1	5	46	0	50	727	3	43	26	22	3	24	18
Nobles (CCA)																					
Felony	207	66	46	232	170	62	197	14	7	13	1	0	78	154	1	37	1	17	0	5	0
Gross Misdemeanor	168	100	68	208	175	33	174	20	4	10	0	0	72	136	1	5	3	0	4	12	3
Misdemeanor	258	245	173	317	250	67	254	42	7	13	1	0	127	190	1	15	9	0	0	12	2
Juvenile	84	114	99	99	68	31	71	10	3	15	0	0	34	65	1	16	1	5	0	2	0
Total	717	525	386	856	663	193	696	86	21	51	2	0	311	545	4	73	14	22	4	31	5
Norman (CCA)																					
Felony	59	14	21	54	44	10	52	0	2	0	0	0	6	48	0	7	1	10	0	1	2
Gross Misdemeanor	47	19	24	41	35	6	38	0	2	0	1	0	1	40	0	0	3	0	0	1	0
Misdemeanor	8	8	7	8	5	3	4	0	1	0	3	0	1	7	0	1	3	0	0	0	0
Juvenile	17	9	12	14	12	2	13	0	1	0	0	0	0	14	0	4	0	1	0	0	0
Total	131	50	64	117	96	21	107	0	6	0	4	0	8	109	0	12	7	11	0	2	2
Olmsted (CCA)																					
Felony	1075	467	439	1123	840	283	818	228	6	41	30	0	71	1052	3	115	37	79	3	21	2
Gross Misdemeanor	702	394	318	776	629	147	612	110	5	21	28	0	84	692	1	15	34	1	6	25	1
Misdemeanor	411	508	462	439	343	96	332	52	6	13	36	0	55	384	0	21	76	0	0	8	0
Juvenile	189	219	159	249	204	45	128	66	3	21	31	0	14	235	2	64	17	35	0	4	0
Total	2377	1588	1378	2587	2016	571	1890	456	20	96	125	0	224	2363	6	215	164	115	9	58	3
Otter Tail (DOC/CPO)																					
Felony	468	138	157	451	344	107	413	22	15	1	0	0	8	443	5	28	5	47	6	7	1
Gross Misdemeanor	178	196	171	201	150	51	185	6	9	0	1	0	1	200	0	8	9	2	4	10	2
Misdemeanor	79	127	147	59	41	18	50	6	2	0	1	0	1	58	0	3	19	0	0	2	7
Juvenile	142	149	181	110	79	31	98	8	4	0	0	0	3	107	0	14	3	9	0	1	0
Total	867	610	656	821	614	207	746	42	30	1	2	0	13	808	5	53	36	58	10	20	10
Pennington (DOC)																					
Felony	133	68	53	148	104	44	125	6	16	0	1	0	5	143	2	14	3	9	0	2	0
Gross Misdemeanor	38	20	20	38	34	4	32	3	1	1	1	0	0	38	0	1	3	1	0	0	1
Misdemeanor	3	0	0	3	2	1	3	0	0	0	0	0	0	3	0	0	1	0	0	0	0
Juvenile	25	30	24	31	25	6	27	0	0	0	4	0	0	31	1	4	0	5	0	0	2
Total	199	118	97	220	165	55	187	9	17	1	6	0	5	215	3	19	7	15	0	2	3
Pine (DOC/CPO)																					
Felony	375	112	129	358	265	93	315	7	31	3	2	0	1	357	6	32	2	26	2	5	0
Gross Misdemeanor	410	166	172	413	330	83	342	2	40	0	29	0	3	410	0	6	3	4	4	13	1
Misdemeanor	545	422	484	474	354	120	323	10	54	4	83	0	12	462	1	13	12	0	0	20	21
Juvenile	112	97	106	103	84	19	56	4	11	0	32	0	0	103	0	19	2	11	0	4	0
Total	1442	797	891	1348	1033	315	1036	23	136	7	146	0	16	1332	7	70	19	41	6	42	22
Pipstone (DOC)																					
Felony	87	29	31	84	64	20	75	5	4	0	0	0	4	80	1	3	0	7	0	2	1
Gross Misdemeanor	55	20	20	58	43	15	42	6	9	1	0	0	7	51	0	2	0	0	0	0	4
Misdemeanor	24	14	20	16	14	2	13	2	1	0	0	0	2	14	0	1	1	0	0	2	3
Juvenile	12	11	11	12	8	4	12	0	0	0	0	0	1	11	0	0	0	0	0	0	4
Total	178	74	82	170	129	41	142	13	14	1	0	0	14	156	1	6	1	7	0	4	12
Polk (CCA)																					
Felony	437	172	168	440	335	105	398	16	25	1	0	0	67	373	2	41	12	36	1	1	0
Gross Misdemeanor	359	122	157	324	263	61	285	8	26	0	5	0	32	292	0	12	6	1	3	10	4
Misdemeanor	9	6	9	7	6	1	7	0	0	0	0	0	0	7	0	3	1	0	0	1	0
Juvenile	74	69	60	83	71	12	76	1	6	0	0	0	27	56	1	4	1	19	0	4	0
Total	879	369	394	854	675	179	766	25	57	1	5	0	126	728	3	60	20	56	4	16	4

	Criminal Sexual Conduct	Crim Vehicle Oper Harm	Crim vehicle Oper Death	Disturbing Peace	Drugs	DWI	Escape/Flight	Forgery	Gambling	Harassment/Stalking	Homicide	Status/Federal/Misc	Kidnapping	Obscenity	Other Person	Property Damage	Robbery	Sex Related	Stolen Property	Theft	Traffic (exclude DWI)	Vehicle Theft	Weapons
Murray (DOC)																							
Felony	4	0	0	0	14	3	0	2	0	1	0	0	0	0	0	4	0	0	0	9	0	0	1
Gross Misdemeanor	0	0	0	0	0	22	0	0	0	0	0	0	0	0	0	1	0	0	0	4	3	0	0
Misdemeanor	0	0	0	0	0	1	0	0	0	0	0	0	0	0	0	1	0	0	0	1	2	1	0
Juvenile	0	0	0	0	0	1	1	0	0	0	0	1	0	0	0	0	0	0	1	2	0	0	0
Total	4	0	0	0	14	27	1	2	0	1	0	1	0	0	0	6	0	0	1	16	5	1	1
Nicollet (DOC/CPO)																							
Felony	21	1	0	0	58	17	2	8	0	1	0	0	0	0	0	1	1	1	4	21	2	3	1
Gross Misdemeanor	0	2	0	0	0	153	0	5	0	3	0	2	0	0	0	6	0	1	0	16	15	0	2
Misdemeanor	0	0	0	14	0	188	0	0	0	0	0	0	0	0	0	0	0	2	2	5	3	0	0
Juvenile	1	0	0	12	9	3	4	0	0	1	0	16	0	0	0	14	0	0	2	11	0	4	0
Total	22	3	0	26	67	361	6	13	0	5	0	18	0	0	0	21	1	4	8	53	20	7	3
Nobles (CCA)																							
Felony	14	0	0	0	53	18	4	28	1	0	0	0	1	0	0	6	2	0	0	37	0	4	3
Gross Misdemeanor	2	0	0	5	1	130	1	5	0	0	0	0	0	1	0	5	0	0	0	11	18	0	1
Misdemeanor	0	0	0	27	2	96	1	1	0	0	0	4	0	0	0	8	0	0	0	27	111	1	0
Juvenile	1	0	0	9	5	1	0	0	0	0	0	24	0	0	0	4	1	0	0	5	17	1	6
Total	17	0	0	41	61	245	6	34	1	0	0	28	1	1	0	23	3	0	0	80	146	6	10
Norman (CCA)																							
Felony	6	0	0	0	5	4	1	2	0	0	0	0	0	1	0	0	0	2	0	9	1	0	2
Gross Misdemeanor	1	0	0	0	0	35	0	0	0	0	0	0	0	0	0	0	0	0	0	1	0	0	0
Misdemeanor	0	0	0	1	0	1	0	0	0	0	0	0	0	1	0	0	0	0	0	0	1	0	0
Juvenile	3	0	0	0	0	0	0	0	0	0	0	2	0	0	0	0	0	0	1	0	0	3	0
Total	10	0	0	1	5	40	1	2	0	0	0	2	0	2	0	0	0	2	1	10	2	3	2
Olmsted (CCA)																							
Felony	91	7	3	1	382	77	19	52	1	7	2	0	3	0	0	20	20	4	14	128	1	11	20
Gross Misdemeanor	9	1	0	1	2	580	0	4	0	5	0	0	0	4	0	2	0	0	1	29	50	2	3
Misdemeanor	2	0	0	37	4	261	0	0	0	2	0	4	0	3	0	3	0	1	1	5	11	0	0
Juvenile	27	0	1	6	4	2	0	3	0	5	0	7	0	1	0	19	12	1	2	17	3	9	8
Total	129	8	4	45	392	920	19	59	1	19	2	11	3	8	0	44	32	6	18	179	65	22	31
Otter Tail (DOC/CPO)																							
Felony	43	4	1	1	145	34	10	9	1	0	0	0	1	0	0	2	2	0	7	73	0	12	7
Gross Misdemeanor	4	0	0	0	1	63	0	3	0	2	0	1	0	0	0	2	0	0	1	9	80	0	0
Misdemeanor	1	0	0	3	1	6	1	0	0	0	0	1	0	0	0	1	0	0	0	3	11	0	0
Juvenile	8	1	0	10	5	0	0	1	0	0	1	16	0	0	0	7	0	0	1	24	2	6	1
Total	56	5	1	14	152	103	11	13	1	2	1	18	1	0	0	12	2	0	9	109	93	18	8
Pennington (DOC)																							
Felony	13	2	0	0	50	20	0	5	0	0	0	0	0	0	0	2	0	0	1	22	0	0	3
Gross Misdemeanor	2	1	0	1	0	25	0	0	0	1	0	0	0	0	0	0	0	0	0	2	0	0	0
Misdemeanor	1	0	0	0	0	1	0	0	0	0	0	0	0	0	0	0	0	0	0	0	0	0	0
Juvenile	6	0	0	0	2	0	0	0	0	0	0	0	0	0	0	4	0	0	0	4	0	0	3
Total	22	3	0	1	52	46	0	5	0	1	0	0	0	0	0	6	0	0	1	28	0	0	6
Pine (DOC/CPO)																							
Felony	14	1	0	1	129	26	10	15	0	1	0	0	0	0	0	8	1	2	14	46	4	10	3
Gross Misdemeanor	4	1	0	1	0	311	4	5	0	1	0	0	0	0	0	2	0	0	2	11	37	0	3
Misdemeanor	0	0	0	50	5	196	3	0	0	0	0	1	0	0	0	6	0	0	0	20	122	4	0
Juvenile	8	0	0	10	2	1	1	2	0	0	0	15	0	0	0	5	0	0	0	14	7	1	1
Total	26	2	0	62	136	534	18	22	0	2	0	16	0	0	0	21	1	2	16	91	170	15	7
Pipstone (DOC)																							
Felony	7	0	2	0	35	6	1	2	0	1	0	0	0	0	0	2	0	0	1	11	0	1	1
Gross Misdemeanor	0	0	0	0	0	37	1	1	0	0	0	0	0	0	0	1	0	0	0	3	8	1	0
Misdemeanor	0	0	0	1	0	5	0	0	0	0	0	0	0	0	0	0	0	0	0	1	2	0	0
Juvenile	0	0	0	1	0	0	1	0	0	0	0	2	0	0	0	1	0	0	0	3	0	0	0
Total	7	0	2	2	35	48	3	3	0	1	0	2	0	0	0	4	0	0	1	18	10	2	1
Polk (CCA)																							
Felony	36	6	1	4	151	24	17	13	1	0	0	0	2	2	0	6	1	2	4	63	2	5	8
Gross Misdemeanor	2	2	0	6	0	237	0	1	0	0	0	0	0	0	0	1	0	0	0	11	27	0	1
Misdemeanor	0	0	0	1	0	0	0	0	0	0	0	0	0	0	0	0	0	0	0	1	0	0	0
Juvenile	7	0	0	3	5	0	1	0	0	0	0	6	0	0	0	11	0	1	0	16	1	2	1
Total	45	8	1	14	156	261	18	14	1	0	0	6	2	2	0	18	1	3	4	91	30	7	10

	2007 Year-end Population	2008 Entries	2008 Removals	2008 Year-end Population	Male	Female	White	Black	American Indian	Asian/Pacific Islander	Other Race	Unknown Race	Hispanic	Not Hispanic	Arson	Assault	Assault-Domestic	Burglary	Crime Against Family	Crime Against Justice	Crime Against Government
Pope (DOC/CPO)																					
Felony	45	20	23	42	34	8	40	1	1	0	0	0	2	40	1	4	1	3	2	1	0
Gross Misdemeanor	72	41	54	61	50	11	58	0	2	0	1	0	0	61	0	7	2	1	0	1	0
Misdemeanor	78	57	71	62	49	13	55	4	0	0	3	0	4	58	0	11	5	0	0	1	4
Juvenile	31	32	32	31	22	9	28	0	0	0	3	0	1	30	0	3	2	4	0	0	6
Total	226	150	180	196	155	41	181	5	3	0	7	0	7	189	1	25	10	8	2	3	10
Ramsey (CCA)																					
Felony	5998	1612	1668	6031	4562	1469	2856	2396	87	334	358	0	263	5768	26	567	178	349	21	65	0
Gross Misdemeanor	2957	1297	1298	2995	2399	596	1916	644	43	129	263	0	146	2849	0	34	126	7	37	179	5
Misdemeanor	5822	3721	3699	5716	4191	1525	3584	1112	63	418	539	0	263	5453	0	80	340	0	0	202	591
Juvenile	1269	1538	1625	1182	816	366	397	576	27	165	17	0	93	1089	3	182	28	59	0	68	6
Total	16046	8168	8290	15924	11968	3956	8753	4728	220	1046	1177	0	765	15159	29	863	672	415	58	514	602
Red Lake (CCA)																					
Felony	33	11	18	28	23	5	24	2	2	0	0	0	3	25	0	3	2	2	1	0	0
Gross Misdemeanor	22	17	17	20	16	4	17	0	2	0	1	0	0	20	0	0	1	0	0	0	0
Misdemeanor	0	3	1	2	2	0	1	1	0	0	0	0	0	2	0	0	1	0	0	0	0
Juvenile	6	7	7	6	4	2	5	0	1	0	0	0	0	6	0	2	0	0	0	0	0
Total	61	38	43	56	45	11	47	3	5	0	1	0	3	53	0	5	4	2	1	0	0
Redwood (DOC)																					
Felony	147	35	41	141	100	41	93	5	37	2	4	0	7	134	2	18	6	14	2	3	1
Gross Misdemeanor	136	75	86	126	90	36	79	2	40	4	1	0	2	124	1	1	7	0	3	10	5
Misdemeanor	134	122	105	150	115	35	108	5	33	3	1	0	6	144	0	15	21	0	0	2	8
Juvenile	56	72	59	69	51	18	38	4	24	2	1	0	2	67	0	11	3	2	0	4	12
Total	473	304	291	486	356	130	318	16	134	11	7	0	17	469	3	45	37	16	5	19	26
Renville (DOC)																					
Felony	111	33	33	112	88	24	97	4	4	0	7	0	11	101	0	15	1	8	0	5	0
Gross Misdemeanor	61	40	49	57	40	17	53	0	3	0	1	0	4	53	0	1	2	0	0	0	0
Misdemeanor	72	41	59	48	29	19	37	0	2	0	9	0	8	40	0	2	2	0	0	0	1
Juvenile	16	25	23	18	15	3	17	0	0	1	0	1	1	17	0	2	1	2	0	0	2
Total	260	139	164	235	172	63	204	4	9	0	18	0	24	211	0	20	6	10	0	5	3
Rice (CCA)																					
Felony	548	162	186	528	397	131	470	25	2	6	25	0	41	487	4	52	7	35	1	12	0
Gross Misdemeanor	350	186	182	362	300	62	306	10	4	4	38	0	42	320	0	7	8	2	6	16	1
Misdemeanor	193	141	135	187	149	38	148	8	2	1	28	0	25	162	0	17	24	1	0	13	6
Juvenile	163	126	142	147	104	43	127	11	0	2	7	0	19	128	1	31	2	13	0	2	17
Total	1254	615	645	1224	950	274	1051	54	8	13	98	0	127	1097	5	107	41	51	7	43	24
Rock (CCA)																					
Felony	34	21	12	43	35	8	38	3	1	0	1	0	1	42	1	5	0	6	0	0	0
Gross Misdemeanor	59	30	33	55	47	8	49	2	2	2	0	0	4	51	1	2	0	0	2	2	1
Misdemeanor	53	53	29	78	59	19	68	5	2	0	3	0	2	76	0	2	2	0	0	5	2
Juvenile	17	24	14	27	20	7	25	1	0	0	1	0	2	25	0	0	0	3	0	0	0
Total	163	128	88	203	161	42	180	11	5	2	5	0	9	194	2	9	2	9	2	7	3
Roseau (DOC)																					
Felony	110	37	35	114	84	30	101	1	9	3	0	0	1	113	5	8	0	14	1	2	0
Gross Misdemeanor	35	24	18	40	30	10	33	1	6	0	0	0	0	40	0	2	1	0	0	0	0
Misdemeanor	8	7	5	9	8	1	7	0	1	1	0	0	0	9	0	2	5	0	0	0	0
Juvenile	54	46	64	36	24	12	31	0	4	1	0	0	0	36	0	3	0	2	0	0	9
Total	207	114	122	199	146	53	172	2	20	5	0	0	1	198	5	15	6	16	1	2	9
St. Louis (CCA)																					
Felony	1752	623	683	1745	1359	386	1374	174	181	15	1	0	11	1734	8	220	107	156	6	30	1
Gross Misdemeanor	1401	630	699	1332	1050	282	1160	66	101	3	2	0	3	1329	0	34	59	6	8	52	6
Misdemeanor	1638	773	1204	1154	865	289	980	57	100	2	15	0	2	1152	1	66	144	0	1	30	63
Juvenile	482	663	698	447	303	144	327	40	60	4	16	0	2	445	3	73	2	30	0	10	0
Total	5273	2689	3284	4678	3577	1101	3841	337	442	24	34	0	18	4660	12	393	312	192	15	122	70
Scott (CCA)																					
Felony	898	459	347	1026	782	244	807	101	45	56	17	0	63	963	4	106	35	49	3	19	3
Gross Misdemeanor	1057	569	558	1067	836	231	905	71	39	29	23	0	91	976	0	20	27	0	7	57	13
Misdemeanor	1297	898	963	1217	901	316	1027	90	38	37	25	0	120	1097	1	67	122	0	0	25	25
Juvenile	197	277	308	166	122	44	115	25	9	8	9	0	20	146	2	14	9	9	0	7	5
Total	3449	2203	2176	3476	2641	835	2854	287	131	130	74	0	294	3182	7	207	193	58	10	108	46

	Criminal Sexual Conduct	Crim Vehicle Oper Harm	Crim vehicle Oper Death	Disturbing Peace	Drugs	DWI	Escape/Flight	Forgery	Gambling	Harassment/Stalking	Homicide	Status/Federal/Misc	Kidnaping	Obscenity	Other Person	Property Damage	Robbery	Sex Related	Stolen Property	Theft	Traffic (exclude DWI)	Vehicle Theft	Weapons
Pope (DOC/CPO)																							
Felony	0	1	0	0	21	2	0	1	0	0	0	0	1	0	0	1	0	0	0	2	0	1	0
Gross Misdemeanor	0	0	0	0	0	43	0	0	0	0	0	0	0	0	0	0	0	0	1	4	2	0	0
Misdemeanor	0	0	0	8	0	25	0	0	0	0	0	0	0	0	0	0	0	0	0	3	5	0	0
Juvenile	1	0	0	1	2	1	0	0	0	0	0	0	0	0	2	1	0	1	6	1	0	0	0
Total	1	1	0	9	23	71	0	1	0	0	0	0	1	0	0	3	1	0	2	15	8	1	0
Ramsey (CCA)																							
Felony	325	26	15	11	1913	226	125	502	0	8	6	58	20	0	0	128	151	80	103	857	4	169	98
Gross Misdemeanor	17	22	0	22	1	2208	7	33	1	1	0	15	0	0	0	37	0	47	11	92	50	0	42
Misdemeanor	0	1	0	481	14	2490	1	0	0	0	0	78	0	0	0	62	0	162	6	347	838	11	12
Juvenile	44	0	0	113	34	6	18	2	0	4	4	282	1	0	0	38	71	6	13	111	5	35	47
Total	386	49	15	627	1962	4930	151	537	1	13	10	433	21	0	0	265	222	295	133	1407	897	215	199
Red Lake (CCA)																							
Felony	4	0	1	1	5	6	0	0	0	0	0	0	0	0	0	0	0	0	0	3	0	0	0
Gross Misdemeanor	0	0	0	1	0	17	0	1	0	0	0	0	0	0	0	0	0	0	0	0	0	0	0
Misdemeanor	0	0	0	0	0	0	0	0	0	0	0	0	0	0	0	0	0	0	0	0	1	0	0
Juvenile	0	0	0	0	0	1	0	0	0	0	0	1	0	0	0	1	0	0	0	1	0	0	0
Total	4	0	1	2	5	24	0	1	0	0	0	1	0	0	0	1	0	0	0	4	1	0	0
Redwood (DOC)																							
Felony	3	2	0	0	36	10	7	2	0	1	0	0	0	0	0	5	0	1	2	20	0	4	2
Gross Misdemeanor	5	0	0	1	0	65	1	2	0	1	0	0	0	0	0	4	0	0	0	10	10	0	0
Misdemeanor	0	0	0	18	1	63	2	0	0	1	0	0	0	0	0	7	0	0	2	6	4	0	0
Juvenile	2	0	0	7	3	3	1	0	0	0	0	1	0	1	0	5	0	0	0	11	0	2	1
Total	10	2	0	26	40	141	11	4	0	3	0	1	0	1	0	21	0	1	4	47	14	6	3
Renville (DOC)																							
Felony	12	1	1	1	34	9	2	1	0	2	0	0	1	0	0	2	0	0	0	12	0	2	3
Gross Misdemeanor	1	1	0	0	0	46	0	0	0	0	0	0	0	0	0	0	0	0	0	5	0	0	0
Misdemeanor	0	0	0	3	0	39	0	0	0	0	0	1	0	0	0	0	0	0	0	0	0	0	0
Juvenile	3	0	0	0	0	4	0	0	0	0	0	0	0	0	0	2	0	0	0	0	1	0	1
Total	16	2	1	4	34	98	2	1	0	2	0	1	1	0	0	4	0	0	0	17	1	2	4
Rice (CCA)																							
Felony	33	6	2	1	198	32	5	28	0	4	0	2	4	0	0	4	2	0	9	75	0	5	7
Gross Misdemeanor	3	6	0	1	0	241	0	3	0	15	0	1	0	0	0	3	0	0	2	20	24	2	1
Misdemeanor	0	0	0	26	0	42	0	0	0	0	0	2	0	0	0	5	0	3	1	13	32	1	1
Juvenile	12	0	1	6	8	3	0	4	0	0	0	3	0	0	0	13	0	0	5	14	5	3	4
Total	48	12	3	34	206	318	5	35	0	19	0	8	4	0	0	25	2	3	17	122	61	11	13
Rock (CCA)																							
Felony	2	2	0	0	9	7	2	1	0	0	0	0	0	0	0	0	0	0	0	7	0	0	1
Gross Misdemeanor	0	0	0	2	0	38	0	0	0	0	0	0	1	0	0	0	0	0	0	3	3	0	0
Misdemeanor	0	0	0	5	1	39	1	0	0	0	0	0	0	0	0	1	0	0	0	7	12	0	1
Juvenile	2	0	0	1	0	2	0	0	0	0	0	9	0	0	0	3	0	0	0	3	3	0	1
Total	4	2	0	8	10	86	3	1	0	0	0	9	1	0	0	4	0	0	0	20	18	0	3
Roseau (DOC)																							
Felony	11	1	0	0	34	10	2	3	1	0	0	0	0	0	0	2	0	0	0	17	0	1	2
Gross Misdemeanor	0	1	0	0	0	32	1	0	0	1	0	0	0	0	0	0	0	0	0	2	0	0	0
Misdemeanor	0	0	0	0	0	1	0	0	0	0	0	0	0	0	0	0	0	0	0	0	0	0	1
Juvenile	5	0	0	0	4	0	0	0	0	0	0	8	0	0	0	0	0	0	0	1	0	4	0
Total	16	2	0	0	38	43	3	3	1	1	0	8	0	0	0	2	0	0	0	20	0	5	3
St. Louis (CCA)																							
Felony	106	0	0	19	472	184	36	61	2	0	2	2	8	7	0	36	23	3	13	166	24	33	20
Gross Misdemeanor	7	0	0	19	0	1003	8	5	1	0	0	1	0	0	0	8	2	1	5	36	65	1	5
Misdemeanor	1	0	0	119	4	569	2	0	0	0	0	3	0	1	0	10	0	0	0	47	90	0	3
Juvenile	26	0	0	32	5	6	3	4	0	0	0	105	0	0	0	32	9	0	4	63	12	20	8
Total	140	0	0	189	481	1762	49	70	3	0	2	111	8	8	0	86	34	4	22	312	191	54	36
Scott (CCA)																							
Felony	55	0	0	1	396	64	21	48	1	0	3	1	3	0	0	14	10	1	20	146	5	11	11
Gross Misdemeanor	6	0	0	0	4	733	6	21	2	3	0	0	0	1	0	16	0	1	7	62	75	1	4
Misdemeanor	1	0	0	63	6	657	7	0	0	3	0	56	0	3	0	9	0	0	6	25	136	4	1
Juvenile	9	0	0	22	15	0	1	0	0	0	1	13	0	2	0	11	0	0	5	26	5	5	5
Total	71	0	0	86	421	1454	35	69	3	6	4	70	3	6	0	50	10	2	38	259	221	21	21

	2007 Year-end Population	2008 Entries	2008 Removals	2008 Year-end Population	Male	Female	White	Black	American Indian	Asian/Pacific Islander	Other Race	Unknown Race	Hispanic	Not Hispanic	Arson	Assault	Assault-Domestic	Burglary	Crime Against Family	Crime Against Justice	Crime Against Government
Sherburne (DOC/CPO)																					
Felony	528	193	214	509	390	119	466	32	6	3	2	0	3	506	1	48	11	37	1	1	0
Gross Misdemeanor	432	359	211	580	481	99	526	15	8	4	27	0	9	571	0	22	5	1	2	25	3
Misdemeanor	582	597	423	754	563	191	656	24	12	7	55	0	14	740	0	62	27	1	1	4	35
Juvenile	267	329	372	224	167	57	189	12	1	1	21	0	1	223	0	18	4	10	0	7	6
Total	1809	1478	1220	2067	1601	466	1837	83	27	15	105	0	27	2040	1	150	47	49	4	37	44
Sibley (DOC)																					
Felony	124	34	38	123	92	31	120	1	1	1	0	0	19	104	1	13	5	12	2	2	0
Gross Misdemeanor	85	50	48	87	79	8	86	1	0	0	0	0	14	73	0	2	1	0	3	10	0
Misdemeanor	50	29	38	38	28	10	38	0	0	0	0	0	11	27	0	4	7	0	0	2	1
Juvenile	49	41	57	33	26	7	33	0	0	0	0	0	8	25	0	5	0	8	0	1	2
Total	308	154	181	281	225	56	277	2	1	1	0	0	52	229	1	24	13	20	5	15	3
Stearns (CCA)																					
Felony	1131	447	504	1122	826	296	873	197	17	17	18	0	37	1085	3	149	55	72	1	29	3
Gross Misdemeanor	797	561	613	759	588	171	636	64	17	5	37	0	35	724	0	26	25	4	3	30	5
Misdemeanor	1251	1512	1455	1246	924	322	1033	107	22	13	71	0	54	1192	0	56	108	0	1	56	154
Juvenile	355	395	412	338	264	74	200	60	6	4	68	0	13	325	0	56	12	21	0	8	0
Total	3534	2915	2984	3465	2602	863	2742	428	62	39	194	0	139	3326	3	287	200	97	5	123	162
Steele (DOC/CPO)																					
Felony	235	139	140	232	181	51	202	21	5	0	4	0	17	215	2	26	4	15	2	3	0
Gross Misdemeanor	354	173	157	374	293	81	175	7	2	0	190	0	17	357	0	18	0	1	2	20	6
Misdemeanor	325	324	208	438	331	107	91	7	0	1	339	0	15	423	0	39	0	0	0	12	8
Juvenile	76	125	117	84	56	28	32	1	0	0	51	0	4	80	0	12	0	5	0	0	2
Total	990	761	622	1128	861	267	500	36	7	1	584	0	53	1075	2	95	4	21	4	35	16
Stevens (DOC/CPO)																					
Felony	39	10	17	32	22	10	26	2	4	0	0	0	3	29	0	7	0	0	1	0	0
Gross Misdemeanor	29	18	17	30	23	7	4	0	0	0	26	0	0	30	0	3	0	0	0	0	0
Misdemeanor	49	28	36	41	35	6	7	1	0	0	33	0	0	41	0	10	0	0	0	0	2
Juvenile	38	25	31	32	21	11	13	0	0	0	19	0	0	32	0	4	0	1	0	0	8
Total	155	81	101	135	101	34	50	3	4	0	78	0	3	132	0	24	0	1	1	0	10
Swift (CCA)																					
Felony	35	19	19	35	24	11	26	0	0	1	8	0	1	34	0	2	0	1	0	1	0
Gross Misdemeanor	56	28	36	49	40	9	44	3	2	0	0	0	1	48	0	3	0	0	1	4	0
Misdemeanor	56	65	55	65	58	7	56	4	0	0	5	0	3	62	0	8	0	0	0	1	14
Juvenile	44	35	53	26	20	6	24	1	1	0	0	0	5	21	0	6	0	2	0	2	0
Total	191	147	163	175	142	33	150	8	3	1	13	0	10	165	0	19	0	3	1	8	14
Todd (CCA)																					
Felony	170	83	79	184	150	34	172	2	5	1	4	0	11	173	4	21	2	26	1	3	0
Gross Misdemeanor	135	90	72	147	122	25	140	0	2	0	5	0	15	132	0	12	0	1	1	3	2
Misdemeanor	47	33	37	39	35	4	38	1	0	0	0	0	4	35	0	14	0	0	0	0	2
Juvenile	60	33	58	35	29	6	33	0	1	0	1	0	3	32	0	2	0	3	0	1	2
Total	412	239	246	405	336	69	383	3	8	1	10	0	33	372	4	49	2	30	2	7	6
Traverse (DOC/CPO)																					
Felony	16	6	6	16	13	3	11	1	4	0	0	0	1	15	0	1	0	0	0	0	0
Gross Misdemeanor	15	6	7	14	12	2	1	0	1	0	12	0	0	14	0	2	0	0	0	0	0
Misdemeanor	18	14	10	22	17	5	5	0	3	0	14	0	0	22	0	9	0	0	0	0	1
Juvenile	20	14	8	26	17	9	9	0	2	0	15	0	0	26	0	2	0	0	0	0	5
Total	69	40	31	78	59	19	26	1	10	0	41	0	1	77	0	14	0	0	0	0	6
Wabasha (DOC/CPO)																					
Felony	121	72	59	136	116	20	121	4	0	0	11	0	1	135	1	13	5	7	3	3	0
Gross Misdemeanor	176	92	131	143	114	29	132	6	0	0	5	0	5	138	0	4	8	2	0	2	3
Misdemeanor	157	148	127	170	129	41	164	3	0	2	1	0	13	157	0	8	9	0	0	2	12
Juvenile	34	42	38	38	34	4	35	1	1	0	1	0	0	38	0	3	3	2	0	0	0
Total	488	354	355	487	393	94	452	14	1	2	18	0	19	468	1	28	25	11	3	7	15
Wadena (CCA)																					
Felony	150	78	62	169	135	34	136	14	5	1	13	0	0	169	4	27	2	19	1	7	0
Gross Misdemeanor	124	64	54	136	103	33	115	5	4	0	12	0	2	134	0	5	1	0	0	5	3
Misdemeanor	59	62	58	58	42	16	49	2	0	1	6	0	0	58	0	17	0	0	0	2	6
Juvenile	52	39	47	44	34	10	29	5	0	0	10	0	1	43	0	8	0	4	0	0	3
Total	385	243	221	407	314	93	329	26	9	2	41	0	3	404	4	57	3	23	1	14	12

	Criminal Sexual Conduct	Crim Vehicle Oper Harm	Crim vehicle Oper Death	Disturbing Peace	Drugs	DWI	Escape/Flight	Forgery	Gambling	Harassment/Stalking	Homicide	Status/Federal/Misc	Kidnapping	Obscenity	Other Person	Property Damage	Robbery	Sex Related	Stolen Property	Theft	Traffic (exclude DWI)	Vehicle Theft	Weapons
Sherburne (DOC/CPO)																							
Felony	30	1	1	1	193	36	17	17	0	2	1	0	0	0	0	7	5	2	9	72	3	9	4
Gross Misdemeanor	10	5	0	1	0	444	0	0	0	0	0	0	1	1	0	9	0	2	5	20	23	0	1
Misdemeanor	0	0	0	57	1	443	0	0	0	0	0	0	0	1	0	9	0	0	0	34	77	1	1
Juvenile	13	0	0	28	6	0	3	0	0	0	0	53	0	2	0	12	0	0	4	29	23	3	3
Total	53	6	1	87	200	923	20	17	0	2	1	53	1	4	0	37	5	4	18	155	126	13	9
Sibley (DOC)																							
Felony	9	0	0	0	35	8	7	5	0	0	0	0	0	0	0	2	1	0	0	18	2	1	0
Gross Misdemeanor	3	0	0	1	0	58	0	1	0	1	0	0	0	0	0	3	0	0	1	0	3	0	0
Misdemeanor	0	0	0	4	0	16	0	0	0	0	0	0	0	0	0	2	0	0	0	1	1	0	0
Juvenile	2	1	0	2	2	0	0	0	0	0	0	2	0	0	0	3	0	0	0	4	0	0	1
Total	14	1	0	7	37	82	7	6	0	1	0	2	0	0	0	10	1	0	1	23	6	1	1
Stearns (CCA)																							
Felony	97	7	8	4	312	44	26	62	0	0	1	0	1	7	0	14	13	4	17	183	0	3	7
Gross Misdemeanor	19	13	0	5	0	525	5	9	0	0	0	0	0	0	0	10	1	3	4	36	32	1	3
Misdemeanor	2	0	0	160	13	480	20	0	0	0	0	0	0	4	0	18	0	0	1	24	146	2	1
Juvenile	26	0	0	48	12	6	6	3	0	0	1	28	0	0	0	19	5	0	6	58	12	5	6
Total	144	20	8	217	337	1055	57	74	0	0	2	28	1	11	0	61	19	7	28	301	190	11	17
Steele (DOC/CPO)																							
Felony	11	1	0	0	88	25	5	8	0	2	0	1	0	0	0	3	5	2	2	22	0	3	2
Gross Misdemeanor	1	0	0	0	1	251	0	4	0	0	0	1	0	0	0	2	0	1	3	23	37	0	3
Misdemeanor	0	0	0	28	0	137	4	0	0	0	0	6	0	0	0	4	0	0	1	43	148	0	5
Juvenile	3	0	0	4	4	1	0	0	0	0	0	22	0	0	0	4	0	1	0	15	8	0	2
Total	15	1	0	32	93	414	9	12	0	2	0	30	0	0	0	13	5	4	6	103	193	3	12
Stevens (DOC/CPO)																							
Felony	1	0	0	0	18	0	0	0	0	0	0	0	0	0	0	0	0	0	0	5	0	0	0
Gross Misdemeanor	0	0	0	0	1	19	0	0	0	0	0	1	0	0	0	1	0	0	0	3	2	0	0
Misdemeanor	0	0	0	0	0	23	0	0	0	0	0	2	0	0	0	0	0	1	0	2	1	0	0
Juvenile	0	0	0	0	2	3	0	0	0	0	0	7	0	0	0	1	0	0	0	5	1	0	0
Total	1	0	0	0	21	45	0	0	0	0	0	10	0	0	0	2	0	1	0	15	4	0	0
Swift (CCA)																							
Felony	6	0	0	0	8	0	0	1	0	0	0	0	1	0	0	1	0	0	2	6	4	0	2
Gross Misdemeanor	0	0	0	0	0	31	1	0	0	0	0	0	0	0	0	1	0	0	0	4	4	0	0
Misdemeanor	0	0	0	7	2	2	3	0	0	0	0	0	0	0	0	1	0	0	0	2	25	0	0
Juvenile	1	0	0	5	0	0	0	0	0	0	0	5	0	0	0	2	0	0	0	2	0	1	0
Total	7	0	0	12	10	33	4	1	0	0	0	5	1	0	0	5	0	0	2	14	33	1	2
Todd (CCA)																							
Felony	18	0	0	0	39	15	4	4	0	1	3	0	1	0	0	1	1	1	5	33	0	0	3
Gross Misdemeanor	0	0	0	0	0	117	0	1	0	0	0	0	0	0	0	1	0	1	0	4	4	0	0
Misdemeanor	0	0	0	2	0	17	0	0	0	0	0	0	0	0	0	0	0	0	0	4	0	0	0
Juvenile	8	0	0	2	4	0	0	0	0	0	0	5	0	0	0	3	0	0	0	1	0	3	1
Total	26	0	0	4	43	149	4	5	0	1	3	5	1	0	0	5	1	2	5	42	4	3	4
Traverse (DOC/CPO)																							
Felony	2	0	0	1	7	3	0	0	0	0	0	0	0	0	0	0	0	0	1	0	0	1	0
Gross Misdemeanor	0	0	0	0	0	10	0	0	0	0	0	0	0	0	0	0	0	0	0	2	0	0	0
Misdemeanor	0	0	0	0	1	11	0	0	0	0	0	0	0	0	0	0	0	0	0	0	0	0	0
Juvenile	0	0	0	0	0	5	0	0	0	0	0	9	0	0	0	1	0	1	0	1	0	1	1
Total	2	0	0	1	8	29	0	0	0	0	0	9	0	0	0	1	0	1	1	3	0	2	1
Wabasha (DOC/CPO)																							
Felony	13	0	1	0	55	14	3	2	0	1	0	0	0	1	0	0	0	0	0	11	0	2	1
Gross Misdemeanor	1	0	0	0	0	98	0	1	0	1	0	1	0	0	0	1	0	1	1	14	4	0	1
Misdemeanor	0	0	0	11	3	96	0	0	0	3	0	1	0	0	0	2	0	0	0	8	13	0	2
Juvenile	1	0	0	4	1	0	0	0	0	2	0	2	0	0	0	9	0	2	1	8	0	0	0
Total	15	0	1	15	59	208	3	3	0	7	0	4	0	1	0	12	0	3	2	41	17	2	4
Wadena (CCA)																							
Felony	27	0	0	0	38	2	2	1	0	1	0	0	0	0	0	4	0	0	4	25	1	2	2
Gross Misdemeanor	1	0	0	0	0	103	0	0	0	3	0	0	0	0	0	5	0	0	0	2	8	0	0
Misdemeanor	0	0	0	2	0	27	0	0	0	0	0	0	0	0	0	0	0	0	0	2	2	0	0
Juvenile	8	0	0	1	4	0	0	1	0	0	0	6	0	0	0	1	0	1	0	3	2	0	2
Total	36	0	0	3	42	132	2	2	0	4	0	6	0	0	0	10	0	1	4	32	13	2	4

	2007 Year-end Population	2008 Entries	2008 Removals	2008 Year-end Population	Male	Female	White	Black	American Indian	Asian/Pacific Islander	Other Race	Unknown Race	Hispanic	Not Hispanic	Arson	Assault	Assault-Domestic	Burglary	Crime Against Family	Crime Against Justice	Crime Against Government
Waseca (DOC/CPO)																					
Felony	62	34	49	48	40	8	41	5	1	0	1	0	4	44	0	8	3	3	0	4	0
Gross Misdemeanor	152	70	93	135	106	29	32	0	1	0	102	0	0	135	0	6	3	1	0	5	3
Misdemeanor	214	198	195	210	149	61	31	4	0	0	175	0	1	209	0	13	9	0	0	8	17
Juvenile	60	51	56	55	41	14	3	0	0	0	52	0	0	55	0	4	3	2	0	3	13
Total	488	353	393	448	336	112	107	9	2	0	330	0	5	443	0	31	18	6	0	20	33
Washington (CCA)																					
Felony	1490	571	584	1486	1103	383	1245	166	24	45	6	0	38	1448	7	143	0	86	3	30	5
Gross Misdemeanor	1400	540	582	1394	1131	263	1200	90	21	27	56	0	27	1367	0	42	0	11	11	41	11
Misdemeanor	2500	1286	1452	2289	1643	646	1916	142	31	83	117	0	75	2214	0	147	0	1	3	42	36
Juvenile	258	327	350	235	172	63	174	31	0	12	18	0	8	227	0	51	0	10	0	9	1
Total	5648	2724	2968	5404	4049	1355	4535	429	76	167	197	0	148	5256	7	383	0	108	17	122	53
Watsonwan (DOC)																					
Felony	114	46	37	131	107	24	120	6	2	2	1	0	22	109	0	12	6	13	0	1	0
Gross Misdemeanor	89	51	50	95	76	19	94	0	1	0	0	0	29	66	0	4	3	0	3	13	1
Misdemeanor	110	51	65	83	64	19	79	2	2	0	0	0	28	55	0	13	9	0	0	0	0
Juvenile	58	30	43	45	34	11	42	1	1	0	1	0	19	26	0	5	3	3	1	0	5
Total	371	178	195	354	281	73	335	9	6	2	2	0	98	256	0	34	21	16	4	14	6
Wilkin (DOC/CPO)																					
Felony	22	16	18	20	16	4	18	0	1	1	0	0	0	20	0	1	0	4	0	0	0
Gross Misdemeanor	58	27	46	39	29	10	9	0	0	0	30	0	0	39	0	1	0	1	0	0	0
Misdemeanor	40	26	40	26	22	4	9	0	0	0	17	0	0	26	0	3	0	0	0	0	0
Juvenile	33	31	29	35	24	11	14	0	0	0	21	0	0	35	0	4	0	3	0	0	9
Total	153	100	133	120	91	29	50	0	1	1	68	0	0	120	0	9	0	8	0	0	9
Winona (DOC)																					
Felony	278	114	107	292	225	67	249	34	5	2	2	0	4	288	1	24	15	19	1	5	1
Gross Misdemeanor	204	128	130	206	163	43	191	9	0	2	4	0	6	200	0	8	3	0	4	8	6
Misdemeanor	297	300	285	301	220	81	271	12	0	5	13	0	17	284	0	19	16	0	0	4	25
Juvenile	142	135	146	131	98	33	111	16	0	2	2	0	8	123	2	23	9	5	0	4	20
Total	921	677	668	930	706	224	822	71	5	11	21	0	35	895	3	74	43	24	5	21	52
Wright (DOC/CPO)																					
Felony	874	259	329	806	602	204	734	58	8	5	1	0	8	798	3	61	29	47	6	8	2
Gross Misdemeanor	1081	430	416	1123	888	235	1063	27	19	7	7	0	34	1089	0	29	46	1	8	45	4
Misdemeanor	1189	701	873	987	731	256	901	51	11	6	18	0	51	936	0	57	97	0	0	22	70
Juvenile	331	310	361	280	212	68	234	11	2	4	29	0	12	268	0	10	6	18	0	8	5
Total	3475	1700	1979	3196	2433	763	2932	147	40	22	55	0	105	3091	3	157	178	66	14	83	81
Yellow Medicine (CCA)																					
Felony	47	31	21	57	41	16	37	0	8	0	12	0	5	52	0	6	0	6	1	2	0
Gross Misdemeanor	69	41	53	58	48	10	50	0	6	0	2	0	0	58	0	3	0	1	0	0	0
Misdemeanor	68	75	81	61	52	9	50	2	4	2	3	0	0	61	0	8	0	0	0	2	0
Juvenile	20	14	22	12	6	6	10	0	1	0	1	0	0	12	0	1	0	1	0	0	1
Total	204	161	177	188	147	41	147	2	19	2	18	0	5	183	0	18	0	8	1	4	1

	Criminal Sexual Conduct	Crim Vehicle Oper Harm	Crim vehicle Oper Death	Disturbing Peace	Drugs	DWI	Escaper/Flight	Forgery	Gambling	Harassment/Stalking	Homicide	Status/Federal/Misc	Kidnaping	Obscenity	Other Person	Property Damage	Robbery	Sex Related	Stolen Property	Theft	Traffic (exclude DWI)	Vehicle Theft	Weapons
Waseca (DOC/CPO)																							
Felony	1	0	0	0	11	6	0	1	0	1	0	0	1	0	0	0	0	1	1	7	0	0	0
Gross Misdemeanor	0	0	0	3	0	100	0	1	0	0	0	0	0	0	0	0	0	0	0	6	5	1	1
Misdemeanor	0	0	0	12	2	51	0	1	0	0	0	0	0	0	0	4	0	0	0	9	83	1	0
Juvenile	0	0	0	4	1	0	0	0	0	0	1	5	0	1	0	3	0	3	0	5	6	0	1
Total	1	0	0	19	14	157	0	3	0	1	1	5	1	1	0	7	0	4	1	27	94	2	2
Washington (CCA)																							
Felony	84	0	0	3	543	111	24	90	1	0	1	0	3	0	0	29	15	10	21	224	1	35	17
Gross Misdemeanor	9	0	0	8	4	1133	4	10	0	0	0	0	0	1	0	15	0	2	8	40	37	0	7
Misdemeanor	0	0	0	180	5	1421	1	1	0	0	0	3	0	6	0	25	0	2	2	156	253	3	1
Juvenile	8	0	0	20	18	4	4	2	0	0	1	34	0	0	0	17	2	0	3	36	3	6	6
Total	101	0	0	211	570	2669	33	103	1	0	2	37	3	7	0	86	17	14	34	456	294	44	31
Watsonwan (DOC)																							
Felony	21	0	0	0	28	10	3	9	0	2	0	0	1	0	0	2	0	2	2	17	0	1	1
Gross Misdemeanor	0	0	0	0	0	53	1	1	0	0	0	0	0	0	0	1	0	0	0	6	8	1	0
Misdemeanor	0	0	0	3	2	40	1	0	0	1	0	0	0	0	0	2	0	0	0	5	7	0	0
Juvenile	3	0	0	2	2	1	0	0	0	0	0	2	0	0	0	3	0	0	0	11	1	3	0
Total	24	0	0	5	32	104	5	10	0	3	0	2	1	0	0	8	0	2	2	39	16	5	1
Wilkin (DOC/CPO)																							
Felony	1	0	0	0	3	2	2	1	1	1	0	0	0	0	0	0	0	0	0	3	0	1	0
Gross Misdemeanor	0	0	0	0	1	34	0	0	0	0	0	0	0	0	0	0	0	0	0	2	0	0	0
Misdemeanor	0	0	0	0	1	20	0	0	0	0	0	1	0	0	0	0	0	0	0	0	0	0	1
Juvenile	0	0	0	0	2	0	0	0	0	0	0	6	0	0	0	3	0	3	0	5	0	0	0
Total	1	0	0	0	7	56	2	1	1	1	0	7	0	0	0	3	0	3	0	10	0	1	1
Winona (DOC)																							
Felony	29	2	1	1	96	25	4	12	0	4	0	2	1	0	0	5	2	1	0	31	0	4	6
Gross Misdemeanor	1	4	0	0	0	137	0	9	0	1	0	0	0	0	0	2	0	1	0	15	5	1	1
Misdemeanor	0	0	0	9	1	191	0	0	0	1	0	2	0	0	0	3	0	0	1	9	20	0	0
Juvenile	1	0	0	5	12	3	1	1	0	2	0	4	1	0	0	7	0	2	0	15	5	3	6
Total	31	6	1	15	109	356	5	22	0	8	0	8	2	0	0	17	2	4	1	70	30	8	13
Wright (DOC/CPO)																							
Felony	52	3	0	1	338	45	19	33	0	3	1	1	1	0	0	9	5	3	23	95	5	9	4
Gross Misdemeanor	7	17	0	5	1	865	3	10	0	0	0	1	0	1	0	13	0	0	8	32	21	0	6
Misdemeanor	0	0	0	41	7	529	2	0	0	0	0	0	0	2	0	13	0	0	1	24	120	2	0
Juvenile	36	0	0	25	19	0	2	1	0	0	0	48	0	2	0	24	3	2	5	46	6	8	6
Total	95	20	0	72	365	1439	26	44	0	3	1	50	1	5	0	59	8	5	37	197	152	19	16
Yellow Medicine (CCA)																							
Felony	5	0	0	0	17	0	0	6	0	0	1	0	0	0	0	0	0	0	0	6	2	3	2
Gross Misdemeanor	1	0	0	1	0	47	0	3	0	0	0	0	0	0	0	1	0	0	0	1	0	0	0
Misdemeanor	0	0	0	5	0	3	0	0	0	0	0	0	0	0	0	1	0	0	0	0	42	0	0
Juvenile	0	0	0	0	2	0	0	0	0	0	0	5	0	0	0	0	0	0	0	0	2	0	0
Total	6	0	0	6	19	50	0	9	0	0	1	5	0	0	0	2	0	0	0	7	46	3	2

	2007 Year-end Population	2008 Entries	2008 Removals	2008 Year-end Population	Male	Female	White	Black	American Indian	Asian/Pacific Islander	Other Race	Unknown Race	Hispanic	Not Hispanic	Arson	Assault	Assault-Domestic	Burglary	Crime Against Family	Crime Against Justice	Crime Against Government
CCA Agencies																					
Felony	32515	14924	15019	32823	25236	7587	20915	8859	1013	973	1063	0	1461	31362	129	3006	1101	2086	110	537	43
Gross Misdemeanor	27218	14640	15240	26848	21235	5613	20734	3394	760	556	1404	0	1378	25470	12	386	724	85	219	775	140
Misdemeanor	32488	29226	27143	33938	24972	8966	21463	4714	720	964	6077	0	1755	32183	5	1077	2316	10	12	736	1252
Juvenile	9464	9953	10604	8813	6399	2414	4206	3074	425	414	694	0	776	8037	33	1261	290	516	1	250	147
Total	101685	68743	68006	102422	77842	24580	67318	20041	2918	2907	9238	0	5370	97052	179	5730	4431	2697	342	2298	1582
CPO Agencies																					
Felony	0	0	0	0	0	0	0	0	0	0	0	0	0	0	0	0	0	0	0	0	0
Gross Misdemeanor	7955	3726	3964	7829	6221	1608	6092	185	527	33	992	0	224	7605	3	288	187	37	79	327	104
Misdemeanor	9085	6919	7113	8746	6552	2194	5403	209	298	53	2783	0	321	8425	1	504	548	1	11	276	464
Juvenile	2855	3078	3293	2640	1907	733	1696	96	164	21	663	0	119	2521	13	299	52	144	0	66	107
Total	19895	13723	14370	19215	14680	4535	13191	490	989	107	4438	0	664	18551	17	1091	787	182	90	669	675
DOC Agencies																					
Felony	11884	4248	4499	11714	8975	2739	9784	533	1196	83	118	0	479	11235	86	1128	284	932	103	175	17
Gross Misdemeanor	2963	1545	1601	2965	2376	589	2500	107	280	25	53	0	152	2813	1	72	121	13	35	129	60
Misdemeanor	3044	2251	2426	2764	2021	743	2283	109	132	33	207	0	198	2566	0	156	303	0	4	61	172
Juvenile	1714	1694	1773	1635	1198	437	1240	81	232	17	65	0	181	1454	19	220	56	118	3	46	217
Total	19605	9738	10299	19078	14570	4508	15807	830	1840	158	443	0	1010	18068	106	1576	764	1063	145	411	466
7-County Metro																					
Felony	24564	11692	11747	24727	19025	5702	14278	8086	614	864	885	0	861	23866	83	2153	833	1426	96	370	32
Gross Misdemeanor	20764	11379	11866	20444	16118	4326	15210	3057	436	504	1237	0	987	19457	7	233	569	52	190	581	78
Misdemeanor	26430	24383	21919	28509	20811	7698	16761	4387	479	912	5970	0	1296	27213	3	788	1895	9	13	581	940
Juvenile	7119	7355	7956	6518	4708	1810	2551	2865	288	367	447	0	593	5925	25	897	232	314	1	198	88
Total	78877	54809	53488	80198	60662	19536	48800	18395	1817	2647	8539	0	3737	76461	118	4071	3529	1801	300	1730	1138
Non-Metro Counties																					
Felony	19835	7480	7771	19810	15186	4624	16421	1306	1595	192	296	0	1079	18731	132	1981	552	1592	117	342	28
Gross Misdemeanor	17372	8532	8939	17198	13714	3484	14116	629	1131	110	1212	0	767	16431	9	513	463	83	143	650	226
Misdemeanor	18187	14013	14763	16939	12734	4205	12388	645	671	138	3097	0	978	15961	3	949	1272	2	14	492	948
Juvenile	6914	7370	7714	6570	4796	1774	4591	386	533	85	975	0	483	6087	40	883	166	464	3	164	383
Total	62308	37395	39187	60517	46430	14087	47516	2966	3930	525	5580	0	3307	57210	184	4326	2453	2141	277	1648	1585
Minnesota (Statewide)																					
Felony	44399	19172	19518	44537	34211	10326	30699	9392	2209	1056	1181	0	1940	42597	215	4134	1385	3018	213	712	60
Gross Misdemeanor	38136	19911	20805	37642	29832	7810	29326	3686	1567	614	2449	0	1754	35888	16	746	1032	135	333	1231	304
Misdemeanor	44617	38396	36682	45448	33545	11903	29149	5032	1150	1050	9067	0	2274	43174	6	1737	3167	11	27	1073	1888
Juvenile	14033	14725	15670	13088	9504	3584	7142	3251	821	452	1422	0	1076	12012	65	1780	398	778	4	362	471
Total	141185	92204	92675	140715	107092	33623	96316	21361	5747	3172	14119	0	7044	133671	302	8397	5982	3942	577	3378	2723

	Criminal Sexual Conduct	Crim Vehicle Oper Harm	Crim Vehicle Oper Death	Disturbing Peace	Drugs	DWI	Escape/Flight	Forgery	Gambling	Harassment/Stalking	Homicide	Status/Federal/Misc	Kidnapping	Obscenity	Other Person	Property Damage	Robbery	Sex Related	Stolen Property	Theft	Traffic (exclude DWI)	Vehicle Theft	Weapons
CCA Agencies																							
Felony	2074	102	62	65	10691	2042	746	1848	16	52	74	73	98	78	15	526	711	167	553	4589	87	670	467
Gross Misdemeanor	170	113	1	205	33	20873	85	185	4	62	4	25	4	18	10	269	7	151	101	895	1107	24	150
Misdemeanor	33	2	1	2588	173	17363	89	12	1	57	0	212	0	45	399	476	3	190	72	1715	4990	51	52
Juvenile	448	3	4	662	386	87	136	140	0	15	11	1424	5	14	0	393	299	13	111	1030	230	173	322
Total	2725	220	68	3520	11283	40365	1056	2185	21	186	89	1734	107	155	424	1664	1020	521	837	8229	6414	918	991
CPO Agencies																							
Felony	0	0	0	0	0	0	0	0	0	0	0	0	0	0	0	0	0	0	0	0	0	0	0
Gross Misdemeanor	61	42	0	27	15	5323	27	85	1	31	1	45	1	5	0	94	0	10	45	325	628	3	34
Misdemeanor	2	0	0	674	48	3687	27	4	0	5	0	99	0	6	0	96	0	5	13	384	1838	21	28
Juvenile	156	2	0	255	164	63	25	6	0	6	6	446	0	6	0	167	10	18	30	314	164	63	57
Total	219	44	0	956	227	9073	79	95	1	42	7	590	1	17	0	357	10	33	88	1023	2630	87	119
DOC Agencies																							
Felony	921	72	21	39	3759	908	307	475	6	38	5	16	35	16	0	179	73	28	216	1480	37	211	145
Gross Misdemeanor	43	13	0	14	9	2049	13	31	0	22	0	4	0	6	0	40	1	3	8	147	114	7	8
Misdemeanor	1	0	0	220	30	1337	29	3	0	7	0	4	0	3	0	38	0	1	10	150	218	10	7
Juvenile	84	3	0	103	111	43	40	7	0	6	1	62	1	2	0	103	8	3	12	189	75	63	38
Total	1049	88	21	376	3909	4337	389	516	6	73	6	86	36	27	0	360	82	35	246	1966	444	291	198
7-County Metro																							
Felony	1439	66	45	23	8204	1416	589	1473	9	39	62	62	72	64	14	408	634	136	441	3571	37	564	358
Gross Misdemeanor	106	62	1	139	24	16152	64	134	3	38	4	30	3	13	10	194	4	145	75	621	761	17	123
Misdemeanor	29	1	1	2165	134	14563	60	8	1	54	0	146	0	36	399	424	3	185	69	1564	4344	44	46
Juvenile	268	2	2	511	307	45	121	124	0	8	11	1059	4	12	0	233	273	8	76	765	151	99	276
Total	1842	131	49	2838	8669	32176	834	1739	13	139	77	1297	79	125	423	1259	914	474	661	6521	5293	724	803
Non Metro Counties																							
Felony	1556	108	38	81	6246	1534	464	850	13	51	17	27	61	30	1	297	150	59	328	2498	87	317	254
Gross Misdemeanor	168	106	0	107	33	12093	61	167	2	77	1	44	2	16	0	209	4	19	79	746	1088	17	69
Misdemeanor	7	1	0	1317	117	7824	85	11	0	15	0	169	0	18	0	186	0	11	26	685	2702	38	41
Juvenile	420	6	2	509	354	148	80	29	0	19	7	873	2	10	0	430	44	26	77	768	318	200	141
Total	2151	221	40	2014	6750	21599	690	1057	15	162	25	1113	65	74	1	1122	198	115	510	4697	4195	572	505
Minnesota (Statewide)																							
Felony	2995	174	83	104	14450	2950	1053	2323	22	90	79	89	133	94	15	705	784	195	769	6069	124	881	612
Gross Misdemeanor	274	168	1	246	57	28245	125	301	5	115	5	74	5	29	10	403	8	164	154	1367	1849	34	192
Misdemeanor	36	2	1	3482	251	22387	145	19	1	69	0	315	0	54	399	610	3	196	95	2249	7046	82	87
Juvenile	688	8	4	1020	661	193	201	153	0	27	18	1932	6	22	0	663	317	34	153	1533	469	299	417
Total	3993	352	89	4852	15419	53775	1524	2796	28	301	102	2410	144	199	424	2381	1112	589	1171	11218	9488	1296	1308

Appendix C. 2008 Supervised Release Totals

Table 1. December 31, 2008, Supervised Release, Parole, and Intensive Supervised Release (ISR) Population by County

County	Adult						Certified Adult			Juvenile	Total
	Parole	SR	CIP	ISR	CMR	Sub-Total	SR	ISR	Sub-Total	Parole	
Aitkin	0	21	0	1	0	22	0	0	0	0	22
Anoka	2	129	10	41	0	182	1	1	2	0	184
Becker	0	41	3	12	0	56	0	0	0	0	56
Beltrami	0	42	1	20	0	63	0	0	0	0	63
Benton	0	20	3	1	0	24	0	0	0	0	24
Bigstone	0	0	0	0	0	0	0	0	0	0	0
Blue Earth	0	39	9	8	0	56	0	0	0	0	56
Brown	0	12	1	0	0	13	0	0	0	0	13
Carlton	1	24	2	16	0	43	0	0	0	0	43
Carver	0	17	0	1	0	18	0	0	0	1	19
Cass	0	38	4	6	2	50	0	0	0	2	52
Chippewa	0	14	1	5	0	20	0	0	0	1	21
Chisago	0	29	2	2	0	33	0	0	0	1	34
Clay	0	63	11	10	0	84	0	0	0	0	84
Clearwater	0	9	0	1	0	10	0	0	0	0	10
Cook	0	1	0	0	0	1	0	0	0	0	1
Cottonwood	0	10	0	5	0	15	0	0	0	0	15
Crow Wing	0	42	2	25	0	69	0	0	0	0	69
Dakota	1	129	12	32	0	174	0	1	1	0	175
Dodge	0	13	1	1	0	15	0	0	0	0	15
Douglas	0	27	2	2	0	31	0	0	0	0	31
Faribault	0	12	3	4	0	19	0	0	0	0	19

County	Adult						Certified Adult			Juvenile	Total
	Parole	SR	CIP	ISR	CMR	Sub-Total	SR	ISR	Sub-Total	Parole	
Fillmore	0	8	0	0	0	8	0	0	0	0	8
Freeborn	0	28	4	7	0	39	0	0	0	0	39
Goodhue	0	24	1	7	0	32	1	0	1	1	34
Grant	0	2	0	0	0	2	0	0	0	0	2
Hennepin	14	752	48	254	0	1068	7	11	18	4	1090
Houston	0	7	1	0	0	8	0	0	0	0	8
Hubbard	0	15	2	2	0	19	0	0	0	0	19
Isanti	0	29	3	1	0	33	0	0	0	0	33
Itasca	0	51	2	9	0	62	0	0	0	1	63
Jackson	0	4	0	0	0	4	0	0	0	0	4
Kanabec	0	11	0	11	0	22	0	0	0	0	22
Kandiyohi	0	33	3	3	0	39	0	0	0	0	39
Kittson	0	2	0	0	0	2	0	0	0	0	2
Koochiching	0	11	0	1	0	12	0	0	0	0	12
Lac Qui Parle	0	1	0	0	0	1	0	0	0	0	1
Lake	0	3	0	3	0	6	0	0	0	0	6
Lake of the Woods	0	2	0	0	0	2	0	0	0	0	2
Le Sueur	0	17	3	2	0	22	0	0	0	0	22
Lincoln	0	7	0	0	0	7	0	0	0	0	7
Lyon	0	21	4	6	0	31	0	0	0	1	32
Mahnomen	0	12	0	3	0	15	0	0	0	0	15
Marshall	0	9	0	1	0	10	0	0	0	2	12
Martin	0	17	1	3	0	21	0	0	0	0	21
McLeod	0	19	6	4	0	29	0	0	0	0	29
Meeker	0	11	2	5	0	18	0	0	0	0	18
Mille Lacs	0	29	2	3	0	34	0	0	0	0	34
Morrison	1	20	4	5	0	30	0	0	0	0	30

County	Adult						Certified Adult			Juvenile	Total
	Parole	SR	CIP	ISR	CMR	Sub-Total	SR	ISR	Sub-Total	Parole	
Mower	1	33	1	11	0	46	0	0	0	0	46
Murray	0	7	1	3	0	11	0	0	0	0	11
Nicollet	0	34	1	116	0	151	0	0	0	0	151
Nobles	2	20	1	2	0	25	0	0	0	0	25
Norman	0	3	0	0	0	3	0	0	0	0	3
Olmsted	0	94	11	31	0	136	0	0	0	0	136
Otter Tail	1	28	1	9	0	39	0	0	0	0	39
Pennington	0	13	2	8	0	23	0	0	0	0	23
Pine	0	21	0	5	0	26	0	0	0	0	26
Pipestone	0	11	0	0	0	11	0	0	0	0	11
Polk	0	81	2	3	0	86	0	0	0	1	87
Pope	0	6	0	0	0	6	0	0	0	0	6
Ramsey	8	407	19	150	0	584	3	3	6	0	590
Red Lake	0	5	0	0	0	5	0	0	0	0	5
Redwood	0	14	1	3	0	18	0	0	0	0	18
Renville	0	6	3	3	0	12	0	0	0	0	12
Rice	0	30	1	15	0	46	0	0	0	2	48
Rock	0	5	0	0	0	5	0	0	0	1	6
Roseau	0	9	0	1	0	10	0	0	0	0	10
St. Louis	2	118	11	61	0	192	1	1	2	0	194
Scott	0	41	2	11	0	54	1	0	1	0	55
Sherburne	0	27	2	10	0	39	0	1	1	0	40
Sibley	0	10	2	1	0	13	0	0	0	0	13
Stearns	1	100	10	25	0	136	0	0	0	0	136
Steele	0	20	5	5	0	30	0	0	0	1	31
Stevens	0	3	0	0	0	3	0	0	0	0	3
Swift	0	5	0	2	0	7	0	0	0	0	7

County	Adult						Certified Adult			Juvenile	Total
	Parole	SR	CIP	ISR	CMR	Sub-Total	SR	ISR	Sub-Total	Parole	
Todd	0	21	2	3	0	26	0	0	0	0	26
Traverse	0	0	0	0	0	0	0	0	0	0	0
Wabasha	0	9	1	0	0	10	0	0	0	0	10
Wadena	0	21	0	0	0	21	0	0	0	0	21
Waseca	0	10	0	1	0	11	0	0	0	1	12
Washington	0	87	3	11	0	101	0	0	0	0	101
Watsonwan	0	7	1	1	0	9	0	0	0	0	9
Wilkin	0	0	0	0	0	0	0	0	0	0	0
Winona	0	26	1	8	0	35	0	0	0	0	35
Wright	0	42	2	12	0	56	0	0	0	0	56
Yellow Medicine	0	5	1	1	0	7	0	0	0	0	7
Unknown	0	122	0	45	0	167	1	2	3	0	170
Interstate	0	267	0	54	0	320	4	0	4	1	325
Grand Total	34	3645	240	1134	2	5055	19	20	39	21	5115

Key

SR: Supervised Release
CIP: Challenge Incarceration Program
ISR: Intensive Supervised Release
CMR: Conditional Medical Release
CR: Conditional Release

Table 2. December 31, 2008, Supervised Release, Parole, and Intensive Supervised Release (ISR) Population: Summary Statistics

Summary Level	Adult						Certified Adult			Juvenile	Total
	Parole	SR	CIP	ISR	CMR	Sub-Total	SR	ISR	Sub-Total	Parole	
CCA Counties	32	2283	155	710	0	3180	13	17	30	9	3219
Non-CCA Counties	2	1362	85	424	2	1875	6	3	9	12	1896
Total (In-State)	34	3645	240	1134	2	5055	19	20	39	21	5115
7-County Metro	9	2083	146	634	2	2874	7	4	11	16	2901
Non-Metro	25	1562	94	500	0	2181	12	16	28	5	2214
Total (In-State)	34	3645	240	1134	2	5055	19	20	39	21	5115
Total (In-State)	34	3645	240	1134	2	5055	19	20	39	21	5115
In Transit	0	0	45	0	122	167	2	1	3	0	170
Supervised out of State	0	0	54	0	266	320	0	4	4	1	325
Grand Total	34	3645	339	1134	390	5542	21	25	46	22	5610

Table 3. December 31, 2008, In-State Supervised Release, Parole, and Intensive Supervised Release (ISR) Population by Status, Gender, and Race/Ethnicity

Status, Gender, Race/Ethnicity Category	Adult	Certified		Total
		Adult	Juvenile	
Parole	34	0	21	55
Supervised Release (SR)	3645	19	0	3664
Conditional Medical Release (CMR)	2	0	0	2
Challenge Incarceration Pgr. (CIP)	240	0	0	240
Intensive Supervised Release (ISR)	1134	20	0	1154
Female	441	2	3	446
Male	4614	37	18	4669
Asian	95	6	0	101
Black	1155	15	3	1173
American Indian	320	2	2	324
Other/Unknown–Hispanic	3	0	1	4
White–Non-Hispanic	3091	13	13	3117
White–Hispanic	391	3	2	396
Grand Total	5055	39	21	5115

Appendix D. Court Services in Minnesota

(December 31, 2008)

32 CCA
Community Corrections Act area provides all court services.

27 DOC/CPO
State Corrections Department provides services for adult felons; County provides svcs. for juveniles/adult non-felonies

28 DOC
State Corrections Department provides all court services

