

2009
PROBATION SURVEY

Minnesota Department of Corrections
1450 Energy Park Drive, Suite 200
St. Paul, MN 55108-5219
(651) 642-0200
TTY (651) 643-3589
April, 2010

This information will be provided in
alternative format upon request.

TABLE OF CONTENTS

Introduction.....	3
Methodology	3
Survey Design.....	3
Survey Administration.....	3
Data Quality.....	4
Findings.....	5
Table 1. Minnesota Probation Population: 1995-2009	5
Table 2. Five Largest Probation Organizations in Minnesota	5
Table 3. 2009 Probation Totals by Delivery System	6
Table 4. 2009 Probation Totals: Metro vs. Non-Metro	6
Figure 1. Adult Probationers by Gender: 1998-2009.....	7
Figure 2. Juvenile Probationers by Gender: 1998-2009	7
Figure 3. Adult Probationers by Race: 1998-2009	8
Figure 4. Juvenile Probationers by Race: 1998-2009	8
Figure 5. All Probationers by Ethnicity Status: 1998-2009.....	9
Appendices	
Appendix A. 2009 Probation Survey and Instructions	10
Appendix B. 2009 Probation Survey Data by County	14
Appendix C. 2009 Supervised Release Totals.....	34
Appendix D. Court Services in Minnesota (Map)	40

Introduction

Minnesota's probation system is a combination of state and county agencies spread throughout the state's 87 counties. In 28 counties, the Minnesota Department of Corrections (DOC) provides all probation services. In 27 counties, probation services are provided by a combination of county probation offices (CPO) and the DOC. In these counties, the DOC provides supervision for adult felons and the county provides supervision for juveniles and adult non-felony cases. The remaining 32 counties participate in the Minnesota Community Corrections Act (CCA) where county staff provides all probation services.

The primary purpose of the Minnesota Probation Survey is to collect probation data from all counties annually for use by the DOC, the Minnesota Legislature, other state agencies, county probation offices, and other entities for management, policy-making, and federal reporting purposes. Please note: This survey does *not* count all offenders that state or county probation agencies provide service to; the survey specifically is designed to count only those offenders under "probation" supervision.

Methodology

Survey Design

The probation survey originally was designed to collect data requested by the Bureau of the Census and the Bureau of Justice Statistics regarding Minnesota probationers. In the past, two important tenets were considered in the survey design: the definition of "probationer" and capturing an individual probationer only once.

The definition of "probationer" essentially has stayed the same and refers to both adults and juveniles: "All probationers, regardless of conviction status, who were under the supervision of a probation agent as part of a court order at any time including those ordered to pay restitution, complete community service, or monitoring."

Survey Administration

As part of Minnesota's criminal justice information integration efforts, the Statewide Supervision System (S³) was designed to provide criminal justice professionals with electronic offender information through a secure website. This information includes data on juveniles and adults who are or have been on probation, detention, imprisoned, or jailed.

The DOC pulled and compiled probation data directly from S³ for 86 counties. For those counties, the DOC made county reports available for review and approval by each county prior to publication in this report. Hennepin County data was reported directly from their agency by using the standard Probation Survey questionnaire (see Appendix A).

Data Quality

Caution must be used before drawing any conclusions from the fluctuation in total probationers since 2000. A great deal of the variance can be attributed to a concerted effort on the part of county and state agencies to clarify data definitions and submission standards.

Findings

Table 1. Minnesota Probation Population: 1995-2009

	Felony	Gross Misdemeanor	Misdemeanor	All Adults	Juvenile	All Probationers
1995	26,114	19,966	37,698	83,778	15,655	99,433
1996	27,373	20,736	39,930	88,039	15,835	103,874
1997	29,694	22,120	43,106	94,920	17,144	112,064
1998	33,829	24,732	42,257	100,818	17,774	118,592
1999	33,896	26,797	43,922	104,615	18,000	122,615
2000	36,704	29,889	48,589	115,182	16,695	131,877
2001	35,186	31,119	47,303	113,608	16,723	130,331
2002	38,862	34,644	48,402	121,915	17,460	139,375
2003	38,130	31,877	40,726	110,733	15,977	126,710
2004	40,107	32,031	41,102	113,240	15,142	128,382
2005	41,195	33,557	42,321	117,073	14,312	131,385
2006	45,030	36,517	45,742	127,289	14,742	142,031
2007	45,633	38,177	43,987	127,797	14,181	141,978
2008	44,537	37,642	45,448	127,627	13,088	140,715
2009	44,353	36,788	40,305	121,446	11,025	132,471

Table 2. Five Largest Probation Organizations in Minnesota

	Adult Felony 2009	Adult Gross Misdemeanor 2009	Adult Misdemeanor 2009	Juvenile 2009	Total 2009
Hennepin County Community Corrections	9,524	8,883	8,902	2,396	29,705
MN Dept of Corrections Field Services	11,810	2,906	2,377	1,446	18,539
Ramsey County Community Corrections	5,942	2,924	4,982	983	14,831
Anoka County Community Corrections	2,765	3,033	5,871	710	12,379
Dakota County Community Corrections	3,394	2,381	2,430	623	8,828
Statewide Total	44,353	36,788	40,305	11,025	132,471

Table 3. 2009 Probation Totals by Delivery System

	2009 Year End	Males	Females	White	Black	American Indian	Asian	Other/ Unknown	Hispanic	Non- Hispanic
CCA agencies	96,390	73,353	23,037	61,573	20,348	2,758	2,812	8,899	5,461	90,929
CPO agencies	17,542	13,424	4,118	12,331	497	956	107	3651	622	16,920
DOC agencies	18,539	14,268	4,271	15,319	834	1,812	173	401	1,025	17,514
Total	132,471	101,045	31,426	89,223	21,679	5,526	3,092	12,951	7,108	125,363

Table 4. 2009 Probation Totals: Metro vs. Non-Metro

	2009 Year End	Males	Females	White	Black	American Indian	Asian	Other	Hispanic	Non- Hispanic
7-County Metro*	75,630	57,265	18,365	44,473	18,688	1,740	2,557	8,172	3,817	71,813
Non-metro	56,841	43,780	13,061	44,750	2,991	3,786	535	4,779	3,291	53,550
Total	132,471	101,045	31,426	89,223	21,679	5,526	3,092	12,951	7,108	125,363

**7-County Metro: Anoka, Carver, Dakota, Hennepin, Ramsey, Scott, Washington*

Figure 1. Adult Probationers by Gender: 1998-2009

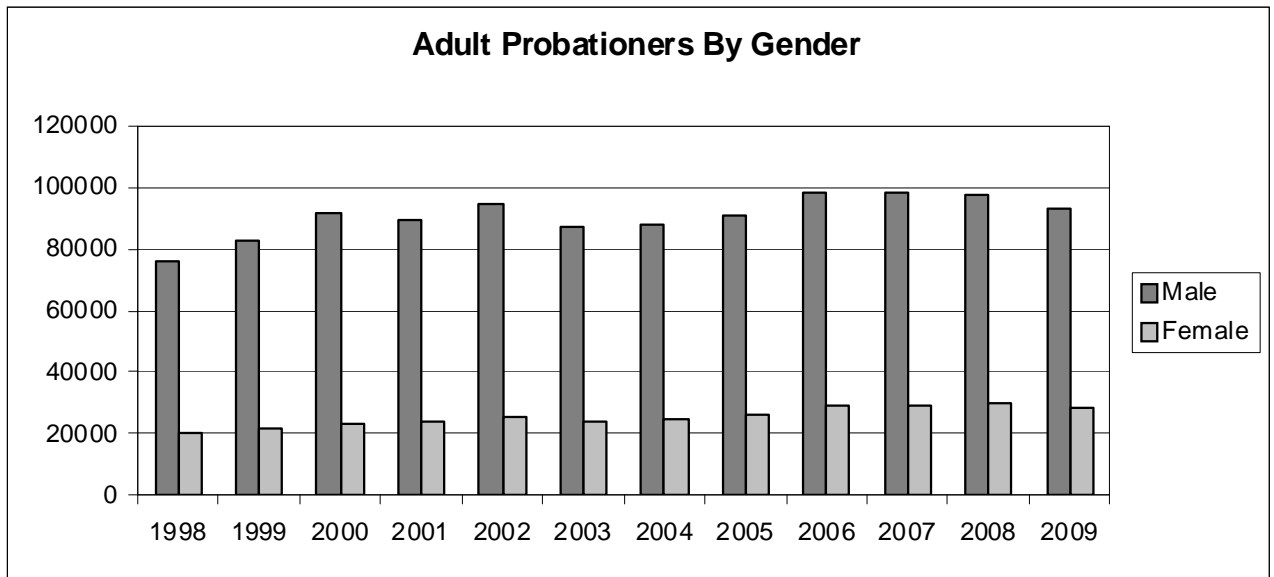


Figure 2. Juvenile Probationers by Gender: 1998-2009

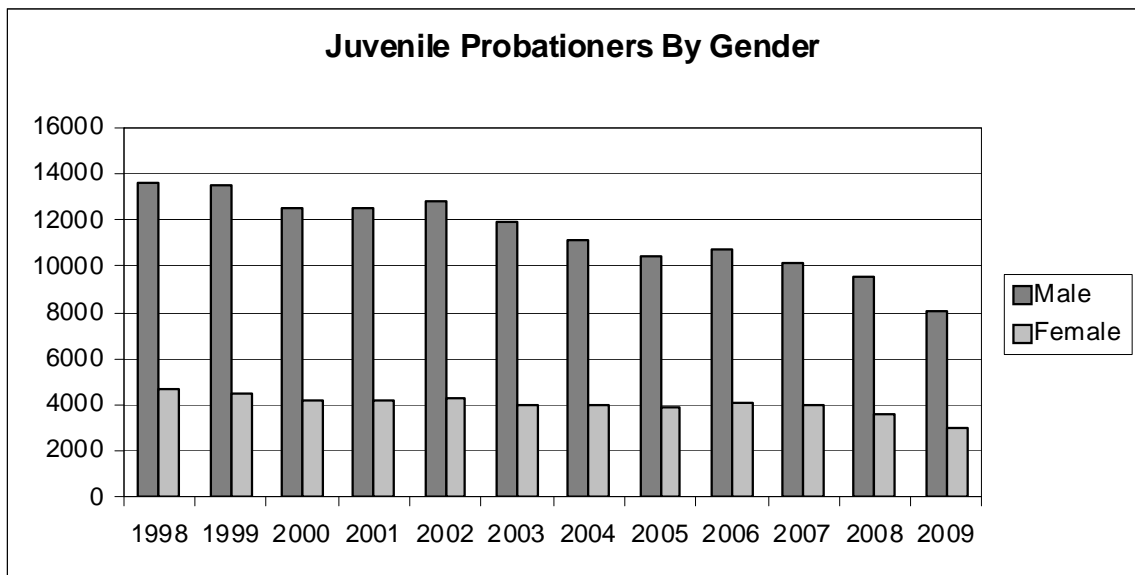


Figure 3. Adult Probationers by Race: 1998-2009

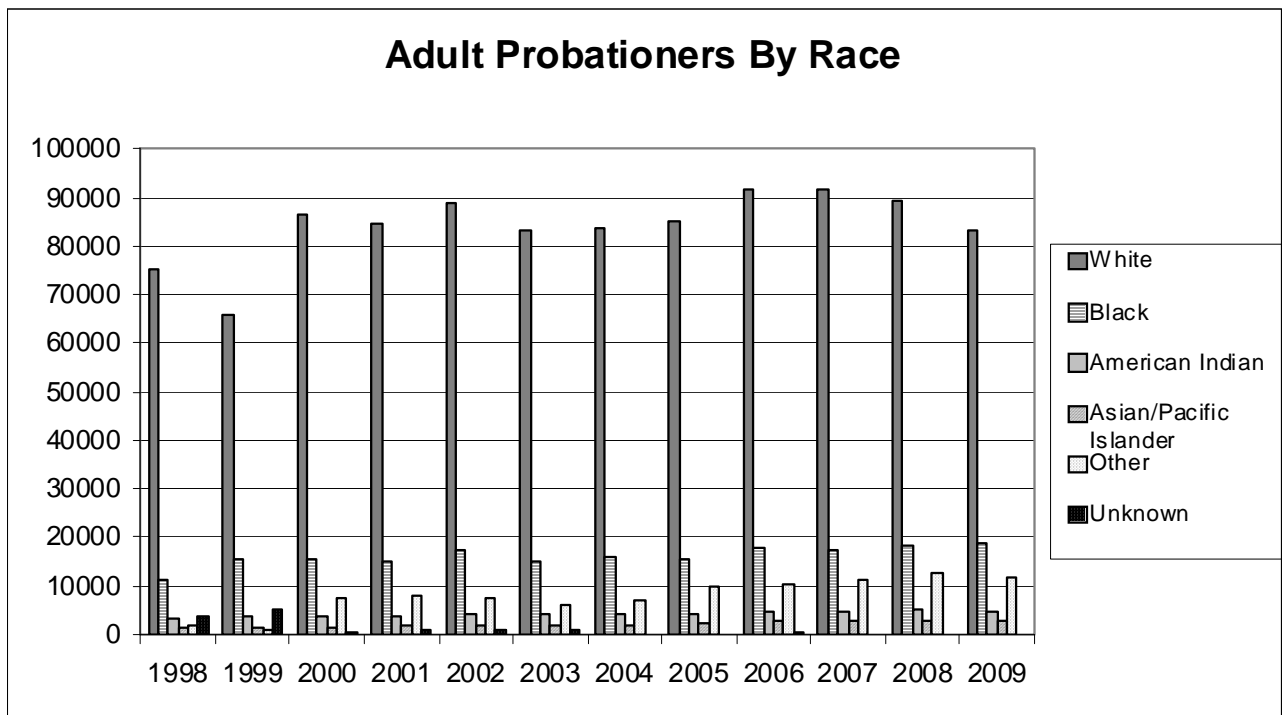


Figure 4. Juvenile Probationers by Race: 1998-2009

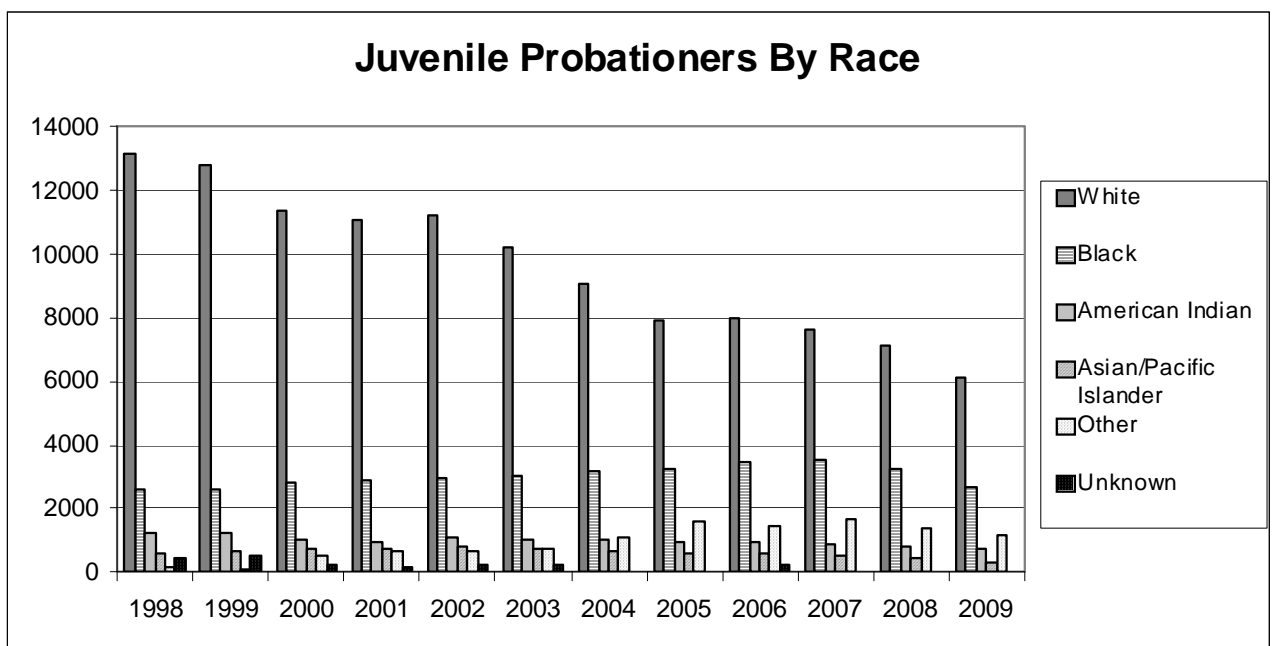
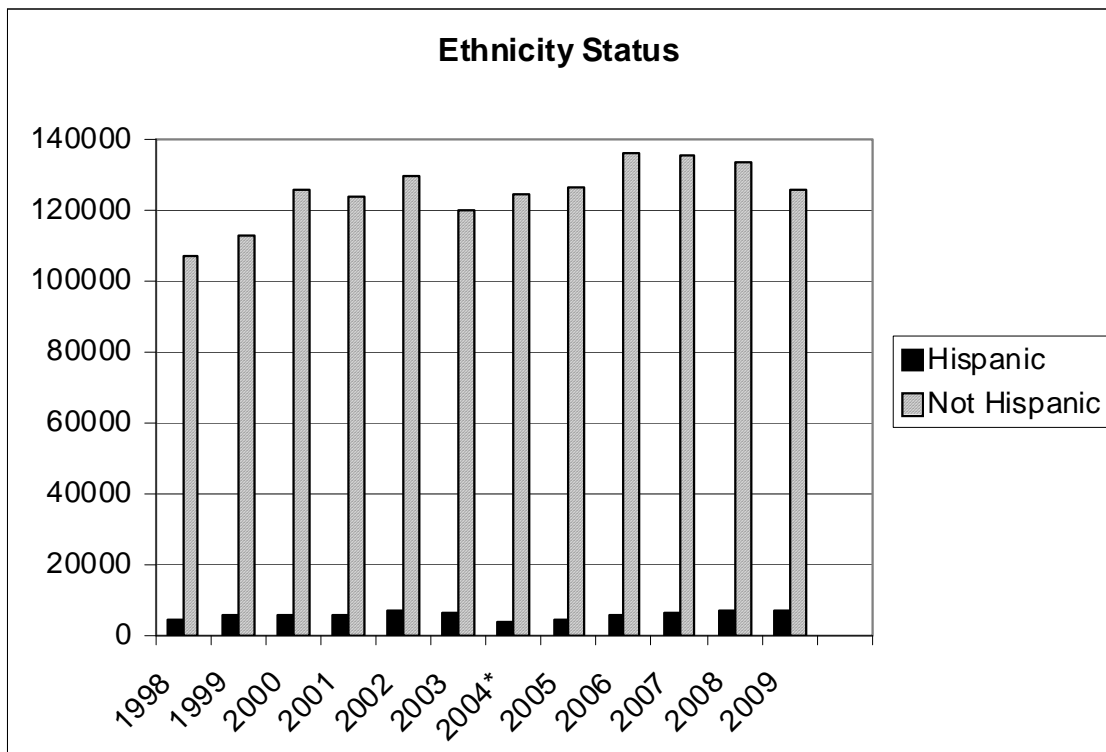


Figure 5. All Probationers by Ethnicity Status: 1998-2009



*2004 Hispanic numbers are under-reported due to software conversion issues that occurred in 2004.

Appendix A. 2009 Probation Survey and Instructions

Probation Survey

County:

Contact Person:

	Adult Felony Probationers	Adult GM Probationers	Adult Misd. Probationers	Juvenile Probationers	Total
1. 2008 Year-end population How many individuals were you supervising on 12/31/08?					
2. 2009 Entries How many individuals entered your caseload in 2009?					
3. 2009 Removals How many individuals were removed from your caseload in 2009?					
4. 2009 Year-end population How many individuals were you supervising on 12/31/09?					
5. Gender of 12/31/2009 population	Male				
	Female				
	(Must equal Line 4) Total				
6. Race of the 12/31/2009 population	White				
	Black				
	American Indian				
	Asian/Pacific Islander				
	Other				
(Must equal Line 4) Total					

Instructions for Completing the Probation Survey

Thank you for your participation in this annual survey, which is conducted to provide supervision information to legislators, policymakers, the Minnesota Department of Corrections, Minnesota counties, and other government agencies. This survey is being mailed to:

Community Corrections directors, to collect all CCA county probation information

Department of Corrections District supervisors, to collect data on all probationers supervised by DOC felony agents and DOC contract agents, and

Chief probation officers in non-CCA counties, to collect data on all probationers supervised by non-CCA county agents.

One survey is enclosed for each county in which your office provides probation services. Please answer the questions for all probationers under your supervision.

Who should be counted as a “probationer”?

All probationers, regardless of conviction status, who were under the supervision of your agency as part of a court order at any time between December 31, 2008 and December 31, 2009.

Probationers for whom there is a court order for supervision and/or services such as restitution, community service, or monitoring.

Persons placed on probation under Minnesota Statutes 152.18 (“deferred adjudication” for certain drug offenders) and 609.135 (stay of imposition or execution) if you are providing probation supervision or services.

Persons who are sent to your county from another county or state for supervision.

Who is excluded as a “probationer”?

Persons on investigative status only, such as PSIs, pre-pleas, bail evaluations, etc.

Persons on “bench probation,” “court probation,” or “summary probation,” who have not been placed under the supervision of a probation agency.

Pre-trial diversion and pre-trial supervision cases.

Juveniles receiving services under a CHIPS petition.

Persons released from state correctional facilities, who are on supervised release, parole, intensive community supervision, etc.

Exclude from year-end counts (questions 1, 4, etc.) those whom you send to another county or state for supervision.

For questions 1-7, report each probationer only once, not the number of offenses or open files. If an offender is on probation for offenses of differing severity, count him/her in the category of highest severity. If a probationer is under both juvenile and adult supervision, count the offender only once, placing the individual as an adult or juvenile according to the more serious offense. If you are unable to eliminate double counting of individuals under both adult and juvenile supervision, asterisk the juvenile total on line 4 of page 1 and in the "Comments" section on page 2, estimate the number of juveniles also counted as adults.

Question 8: Report statistics on the most serious offense for which each offender was under supervision. This is a change from previous years in which the number of cases under supervision for each listed offense was reported.

Appendix B. 2009 Probation Survey Data by County

	2009 Year-end Population	2009 Entries	2009 Removals	2009 Year-end Population	Male	Female	White	Black	American Indian	Asian/Pacific Islander	Other Race	Unknown Race	Hispanic	Not Hispanic	Arson	Assault-Domestic	Burglary	Crime Against Family	Crime Against Justice	Crime Against Government	
Aitkin (CCA)																					
Felony	171	58	57	173	130	43	143	4	14	0	12	0	0	173	3	17	2	13	0	2	1
Gross Misdemeanor	313	96	133	279	221	58	248	6	22	0	3	0	0	279	0	3	5	2	3	1	5
Misdemeanor	189	87	138	134	99	35	115	2	5	0	12	0	1	133	0	2	8	0	0	2	0
Juvenile	40	44	41	43	31	12	24	2	5	0	12	0	1	42	1	5	2	4	0	0	0
Total	713	285	369	629	481	148	530	14	46	0	39	0	2	627	4	27	17	19	3	5	6
Anoka (CCA)																					
Felony	2630	801	743	2765	2118	647	2201	332	54	59	119	0	39	2726	15	237	43	159	14	59	7
Gross Misdemeanor	3237	944	1169	3033	2390	643	2255	200	56	32	490	0	89	2944	1	29	48	9	26	103	24
Misdemeanor	6360	4319	4710	5871	4215	1656	2733	317	70	77	2674	0	154	5717	1	179	479	1	6	141	102
Juvenile	719	1019	1028	710	538	172	489	148	22	9	42	0	36	674	6	70	33	27	1	25	0
Total	12946	7083	7650	12379	9261	3118	7678	997	202	177	3325	0	318	12061	23	515	603	196	47	328	133
Becker (DOC)																					
Felony	350	102	123	336	263	73	217	7	111	1	0	0	6	330	3	26	12	37	2	5	0
Gross Misdemeanor	55	24	25	50	40	10	30	0	14	0	6	0	0	50	0	3	8	0	0	3	0
Misdemeanor	17	7	15	6	5	1	3	0	2	0	1	0	1	5	0	1	5	0	0	0	0
Juvenile	72	60	72	60	44	16	26	1	18	0	15	0	0	60	0	11	1	7	0	1	6
Total	494	193	235	452	352	100	276	8	145	1	22	0	7	445	3	41	26	44	2	9	6
Beltrami (DOC)																					
Felony	582	131	156	562	419	143	272	11	278	0	1	0	3	559	4	47	12	50	3	8	0
Gross Misdemeanor	232	80	87	224	173	51	90	4	121	2	7	0	6	218	0	10	16	1	2	14	2
Misdemeanor	85	48	44	85	65	20	21	3	57	1	3	0	0	85	0	11	27	0	1	4	14
Juvenile	151	100	120	131	88	43	32	1	84	0	14	0	1	130	3	29	4	17	1	6	21
Total	1050	359	407	1002	745	257	415	19	540	3	25	0	10	992	7	97	59	68	7	32	37
Benton (DOC)																					
Felony	364	135	151	350	262	88	306	32	6	5	1	0	12	338	0	43	8	17	1	6	1
Gross Misdemeanor	332	182	207	318	250	68	271	23	4	8	12	0	5	313	0	11	14	1	4	8	0
Misdemeanor	334	266	288	299	230	69	249	26	4	3	17	0	9	290	0	20	33	0	0	6	8
Juvenile	63	70	64	69	52	17	58	8	0	1	2	0	2	67	1	6	8	6	0	0	5
Total	1093	653	710	1036	794	242	884	89	14	17	32	0	28	1008	1	80	63	24	5	20	14
Bigstone (DOC/CPO)																					
Felony	22	7	12	17	15	2	17	0	0	0	0	0	0	17	0	1	0	0	0	1	0
Gross Misdemeanor	27	10	14	23	22	1	8	0	0	0	15	0	0	23	0	0	0	0	0	0	0
Misdemeanor	29	12	22	19	14	5	3	0	0	0	16	0	0	19	0	3	0	0	0	1	1
Juvenile	45	14	36	23	16	7	8	0	0	0	15	0	0	23	0	2	0	3	0	0	8
Total	123	43	84	82	67	15	36	0	0	0	46	0	0	82	0	6	0	3	0	2	9
Blue Earth (CCA)																					
Felony	484	213	171	536	434	102	436	67	1	1	31	0	17	519	5	67	0	45	3	8	0
Gross Misdemeanor	484	215	192	517	404	113	446	31	3	4	33	0	17	500	0	18	0	1	6	10	0
Misdemeanor	425	393	356	442	302	140	387	24	5	3	23	0	18	424	0	12	9	0	0	8	0
Juvenile	158	152	169	141	102	39	30	4	0	0	107	0	2	139	1	13	5	9	0	1	0
Total	1551	973	888	1636	1242	394	1299	126	9	8	194	0	54	1582	6	110	14	55	9	27	0
Brown (DOC/CPO)																					
Felony	150	28	47	131	104	27	125	3	3	0	0	0	12	119	4	2	2	15	0	2	0
Gross Misdemeanor	157	99	113	147	120	27	142	1	1	0	3	0	25	122	1	7	3	2	0	2	1
Misdemeanor	102	79	95	82	62	20	74	3	1	0	4	0	26	56	0	2	7	0	0	3	1
Juvenile	52	63	67	48	44	4	35	2	0	0	11	0	9	39	2	7	2	5	0	4	1
Total	461	269	322	408	330	78	376	9	5	0	18	0	72	336	7	18	14	22	0	11	3
Carlton (CCA)																					
Felony	269	106	104	273	206	67	200	11	61	1	0	0	6	267	3	23	6	34	1	4	0
Gross Misdemeanor	215	112	130	197	155	42	145	2	48	1	1	0	2	195	1	5	6	1	1	2	0
Misdemeanor	138	83	95	124	91	33	87	2	33	0	2	0	1	123	0	11	23	0	2	9	4
Juvenile	64	46	61	49	42	7	28	1	16	0	4	0	0	49	0	6	0	7	0	0	0
Total	686	347	390	643	494	149	460	16	158	2	7	0	9	634	4	45	35	42	4	15	4
Carver (DOC/CPO)																					
Felony	489	143	153	478	371	107	417	44	7	7	3	0	12	466	0	41	5	17	16	10	1
Gross Misdemeanor	459	250	276	439	350	89	365	25	1	4	44	0	14	425	0	23	22	1	16	18	7
Misdemeanor	560	390	446	499	380	119	375	21	3	7	93	0	33	466	0	36	49	1	2	27	6
Juvenile	193	230	230	193	127	66	142	18	2	2	29	0	20	173	2	22	3	8	0	2	17
Total	1701	1013	1105	1609	1228	381	1299	108	13	20	169	0	79	1530	2	122	79	27	34	57	31

	Criminal Sexual Conduct	Crim Vehicle Oper Harm	Crim Vehicle Oper Death	Disturbing Peace	Drugs	DWI	Escape/Flight	Forgery	Gambling	Harassment/Stalking	Homicide	Status/Federal/Misc	Kidnapping	Obscenity	Other Person	Property Damage	Robbery	Sex Related	Stolen Property	Theft	Traffic (exclude DWI)	Vehicle Theft	Weapons
Aitkin (CCA)																							
Felony	24	1	1	1	47	22	1	3	0	0	0	0	0	0	0	0	1	1	5	21	0	6	1
Gross Misdemeanor	1	5	0	4	0	219	0	3	0	0	0	0	0	0	0	4	0	0	2	10	11	1	0
Misdemeanor	0	0	0	2	1	106	0	0	0	0	0	1	0	0	0	0	0	0	0	4	6	2	0
Juvenile	4	0	0	3	3	1	0	0	0	0	0	9	0	0	0	1	0	0	2	1	6	1	0
Total	29	6	1	10	51	348	1	6	0	0	0	10	0	0	0	5	1	1	9	36	23	10	1
Anoka (CCA)																							
Felony	200	13	9	1	925	178	51	157	3	11	4	0	0	20	0	32	54	10	76	414	0	43	30
Gross Misdemeanor	16	14	0	3	4	2330	19	19	1	13	0	0	0	3	0	25	0	2	15	95	218	2	14
Misdemeanor	0	0	0	399	18	2164	11	4	2	20	0	1	0	8	0	98	0	1	56	616	1540	9	15
Juvenile	38	0	0	65	35	8	7	3	0	2	1	153	0	2	0	42	9	0	17	86	39	21	20
Total	254	27	9	468	982	4680	88	183	6	46	5	154	0	33	0	197	63	13	164	1211	1797	75	79
Becker (DOC)																							
Felony	25	0	0	3	91	38	7	8	0	2	0	0	2	0	0	3	4	2	4	41	0	13	8
Gross Misdemeanor	2	0	0	0	1	32	0	0	0	0	0	0	0	0	0	0	0	0	0	0	0	0	1
Misdemeanor	0	0	0	0	0	0	0	0	0	0	0	0	0	0	0	0	0	0	0	0	0	0	0
Juvenile	0	0	0	4	7	2	1	0	0	0	0	0	0	0	0	7	2	0	2	5	1	2	1
Total	27	0	0	7	99	72	8	8	0	2	0	0	2	0	0	10	6	2	6	46	1	15	10
Beltrami (DOC)																							
Felony	34	5	0	0	173	65	35	21	0	0	1	0	2	0	0	5	5	0	5	54	2	23	8
Gross Misdemeanor	4	2	0	0	0	146	3	4	0	0	0	1	0	0	0	1	0	0	1	9	7	1	0
Misdemeanor	0	0	0	7	1	11	2	1	0	1	0	0	0	0	0	0	0	0	0	3	1	0	1
Juvenile	6	0	0	4	8	0	10	0	0	0	0	0	0	0	0	8	1	1	0	3	0	7	2
Total	44	7	0	11	182	222	50	26	0	1	1	1	2	0	0	14	6	1	6	69	10	31	11
Benton (DOC)																							
Felony	26	3	0	3	120	21	12	11	0	1	0	0	1	1	0	8	3	0	11	46	2	3	2
Gross Misdemeanor	6	1	0	0	0	244	1	2	0	1	0	0	0	2	0	3	0	0	2	7	11	0	0
Misdemeanor	0	0	0	46	4	151	1	0	0	2	0	0	0	1	0	5	0	0	1	9	12	0	0
Juvenile	3	0	0	7	3	1	1	0	0	0	0	0	0	0	0	8	0	0	3	14	1	2	0
Total	35	4	0	56	127	417	15	13	0	4	0	0	1	4	0	24	3	0	17	76	26	5	2
Bigstone (DOC/CPO)																							
Felony	2	0	0	0	6	2	0	1	0	0	0	0	0	0	0	0	0	0	0	3	0	1	0
Gross Misdemeanor	0	0	0	0	0	18	0	0	0	0	0	0	0	0	0	0	0	1	0	1	2	0	1
Misdemeanor	0	0	0	0	0	11	0	0	0	1	0	1	0	0	0	1	0	0	0	0	0	0	0
Juvenile	0	0	0	0	0	3	0	0	0	0	0	4	0	0	0	1	0	0	0	1	1	0	0
Total	2	0	0	0	6	34	0	1	0	1	0	5	0	0	0	2	0	1	0	5	3	1	1
Blue Earth (CCA)																							
Felony	38	0	0	10	211	46	9	4	0	0	0	1	2	0	1	7	10	4	3	52	0	5	5
Gross Misdemeanor	6	0	0	2	1	386	2	2	0	1	0	0	1	0	0	9	0	1	1	36	29	1	4
Misdemeanor	1	0	0	18	1	352	0	0	0	0	0	26	0	0	0	1	0	2	0	7	5	0	0
Juvenile	5	0	0	17	7	4	0	0	0	0	0	40	0	0	0	7	0	1	2	17	2	4	6
Total	50	0	0	47	220	788	11	6	0	1	0	67	3	0	1	24	10	8	6	112	36	10	15
Brown (DOC/CPO)																							
Felony	14	0	1	0	42	13	0	6	0	0	0	0	1	0	0	0	1	3	5	20	0	0	0
Gross Misdemeanor	2	0	0	0	1	109	0	0	0	1	0	0	0	1	0	1	0	1	0	9	5	0	1
Misdemeanor	0	0	0	1	1	58	0	0	0	0	0	0	0	0	0	3	0	0	0	1	4	0	1
Juvenile	4	0	0	0	3	2	0	0	0	0	0	3	0	0	0	5	0	0	1	6	2	1	0
Total	20	0	1	1	47	182	0	6	0	1	0	3	1	1	0	9	1	4	6	36	11	1	2
Carlton (CCA)																							
Felony	18	0	0	1	91	37	1	5	0	0	0	0	0	1	0	3	2	0	6	29	3	2	3
Gross Misdemeanor	1	0	0	3	0	154	1	4	0	0	0	0	0	0	0	1	1	0	0	3	11	0	2
Misdemeanor	1	0	0	11	3	53	1	0	0	0	0	0	0	1	0	1	0	0	0	1	3	0	0
Juvenile	3	0	0	3	1	0	2	0	0	0	0	6	0	0	0	7	1	0	1	9	0	1	2
Total	23	0	0	18	95	244	5	9	0	0	0	6	0	2	0	12	4	0	7	42	17	3	7
Carver (DOC/CPO)																							
Felony	31	7	1	2	189	32	14	12	0	0	1	0	3	5	0	4	6	1	5	68	2	1	4
Gross Misdemeanor	5	5	0	7	2	248	4	6	0	4	0	10	0	0	0	9	0	0	3	25	20	3	1
Misdemeanor	4	0	0	53	6	166	5	2	0	0	0	5	0	0	0	7	0	0	0	31	93	5	1
Juvenile	5	1	0	19	24	1	4	2	0	0	0	5	0	0	2	12	1	0	3	23	28	3	6
Total	45	13	1	81	221	447	27	22	0	4	1	20	3	5	2	32	7	1	11	147	143	12	12

	2008 Year-end Population	2009 Entries	2009 Removals	2009 Year-end Population	Male	Female	White	Black	American Indian	Asian/Pacific Islander	Other Race	Unknown Race	Hispanic	Not Hispanic	Arson	Assault	Assault-Domestic	Burglary	Crime Against Family	Crime Against Justice	Crime Against Government
Cass (DOC/CPO)																					
Felony	397	129	133	392	286	106	195	4	191	0	2	0	6	386	7	54	13	27	2	8	0
Gross Misdemeanor	437	175	222	392	284	108	187	2	182	0	21	0	1	391	1	10	5	1	1	22	2
Misdemeanor	247	164	196	214	144	70	113	0	76	0	25	0	0	214	0	34	0	0	0	7	0
Juvenile	120	127	113	134	90	44	44	1	86	0	3	0	0	134	2	27	0	28	0	3	0
Total	1201	595	664	1132	804	328	539	7	535	0	51	0	7	1125	10	125	18	56	3	40	2
Chippewa (CCA)																					
Felony	63	31	27	67	49	18	52	3	1	0	11	0	7	60	1	10	0	7	0	4	0
Gross Misdemeanor	72	38	46	63	45	18	45	3	3	0	12	0	5	58	0	7	0	1	0	4	2
Misdemeanor	68	48	59	58	48	10	45	0	1	0	12	0	5	53	0	12	0	0	0	1	3
Juvenile	36	23	30	29	22	7	13	0	0	0	16	0	2	27	0	5	0	5	0	0	0
Total	239	140	162	217	164	53	155	6	5	0	51	0	19	198	1	34	0	13	0	9	5
Chisago (DOC/CPO)																					
Felony	384	176	132	429	337	92	407	11	5	2	4	0	5	424	1	41	10	36	2	9	0
Gross Misdemeanor	603	237	242	607	490	117	439	16	9	1	142	0	1	606	0	15	2	3	1	15	5
Misdemeanor	1082	634	827	880	682	198	193	7	1	1	678	0	3	877	0	14	66	0	1	38	45
Juvenile	136	175	191	120	91	29	4	0	0	0	116	0	0	120	0	10	3	3	1	5	0
Total	2205	1222	1392	2036	1600	436	1043	34	15	4	940	0	9	2027	1	80	81	42	5	67	50
Clay (DOC)																					
Felony	539	207	223	527	416	111	442	24	51	5	5	0	55	472	5	54	24	44	18	6	0
Gross Misdemeanor	113	64	60	119	101	18	101	10	7	1	0	0	5	114	0	5	24	0	2	13	0
Misdemeanor	92	58	62	82	67	15	67	6	6	2	1	0	7	75	0	4	50	1	1	1	0
Juvenile	265	262	289	238	166	72	205	14	18	1	0	0	41	197	0	17	8	10	0	16	25
Total	1009	591	634	966	750	216	815	54	82	9	6	0	108	858	5	80	106	55	21	36	25
Clearwater (DOC)																					
Felony	126	37	22	140	99	41	88	1	49	0	2	0	1	139	1	18	2	11	0	3	0
Gross Misdemeanor	64	37	28	75	57	18	47	0	27	0	1	0	0	75	0	2	0	0	0	3	1
Misdemeanor	26	26	15	36	28	8	22	0	12	0	2	0	0	36	0	3	6	0	0	1	1
Juvenile	38	31	39	30	22	8	17	0	11	0	2	0	1	29	0	4	0	4	0	3	4
Total	254	131	104	281	206	75	174	1	99	0	7	0	2	279	1	27	8	15	0	10	6
Cook (CCA)																					
Felony	36	13	15	33	26	7	21	1	11	0	0	0	0	33	0	4	1	2	0	2	0
Gross Misdemeanor	55	10	33	33	31	2	24	0	8	1	0	0	1	32	0	0	1	0	1	0	0
Misdemeanor	64	19	38	45	36	9	40	0	4	1	0	0	0	45	0	2	3	0	0	0	1
Juvenile	11	7	8	10	7	3	2	0	8	0	0	0	1	9	0	0	0	0	0	0	0
Total	166	49	94	121	100	21	87	1	31	2	0	0	2	119	0	6	5	2	1	2	1
Cottonwood (DOC)																					
Felony	94	41	39	98	85	13	80	2	0	9	7	0	8	90	2	9	5	12	0	3	0
Gross Misdemeanor	42	26	31	41	35	6	40	0	0	1	0	0	4	37	0	1	3	0	0	1	3
Misdemeanor	43	33	39	31	20	11	28	1	0	2	0	0	3	28	0	10	5	0	0	0	0
Juvenile	42	34	41	35	26	9	31	0	0	4	0	0	10	25	0	6	2	1	0	0	0
Total	221	134	150	205	166	39	179	3	0	16	7	0	25	180	2	26	15	13	0	4	3
Crow Wing (CCA)																					
Felony	542	193	247	498	389	109	455	16	21	6	0	0	2	496	3	30	6	31	0	14	3
Gross Misdemeanor	481	187	223	445	355	90	397	8	35	4	1	0	3	442	1	6	3	2	2	14	10
Misdemeanor	571	360	326	595	459	136	552	10	25	4	4	0	2	593	0	18	12	0	0	7	17
Juvenile	212	163	243	132	93	39	115	4	7	0	6	0	1	131	1	35	4	12	0	3	1
Total	1806	903	1039	1670	1296	374	1519	38	88	14	11	0	8	1662	5	89	25	45	2	38	31
Dakota (CCA)																					
Felony	3409	935	991	3394	2585	809	2298	622	65	95	314	0	173	3221	9	296	124	189	8	57	12
Gross Misdemeanor	2382	951	980	2381	1873	508	1814	299	31	55	182	0	173	2208	0	55	88	10	16	99	20
Misdemeanor	2479	1632	1612	2430	1849	581	1835	304	42	63	186	0	287	2143	0	68	298	0	1	79	124
Juvenile	588	573	538	623	451	172	383	162	18	13	47	0	83	540	7	83	30	34	1	18	41
Total	8858	4091	4121	8828	6758	2070	6330	1387	156	226	729	0	716	8112	16	502	540	233	26	253	197
Dodge (CCA)																					
Felony	147	53	59	140	113	27	130	2	1	1	6	0	9	131	0	13	2	8	2	4	1
Gross Misdemeanor	71	40	38	76	66	10	61	3	2	0	10	0	5	71	0	4	3	0	2	2	2
Misdemeanor	18	16	17	15	9	6	15	0	0	0	0	0	1	14	0	1	4	0	0	0	0
Juvenile	49	53	54	48	42	6	46	1	0	0	1	0	5	43	0	17	2	4	0	2	0
Total	285	162	168	279	230	49	252	6	3	1	17	0	20	259	0	35	11	12	4	8	3

	Criminal Sexual Conduct	Crim Vehicle Oper Harm	Crim Vehicle Oper Death	Disturbing Peace	Drugs	DWI	Escape/Flight	Forgery	Gambling	Harassment/Stalking	Homicide	Status/Federal/Misc	Kidnapping	Obscenity	Other Person	Property Damage	Robbery	Sex Related	Stolen Property	Theft	Traffic (exclude DWI)	Vehicle Theft	Weapons
Cass (DOC/CPO)																							
Felony	27	3	0	1	101	38	10	21	1	0	1	0	3	1	0	1	0	0	11	41	2	9	10
Gross Misdemeanor	3	0	0	0	1	280	1	4	0	0	0	2	0	0	0	5	0	0	3	19	31	0	1
Misdemeanor	0	0	0	7	0	143	1	0	0	0	0	6	0	0	0	2	0	0	0	1	12	0	1
Juvenile	7	0	0	9	8	0	2	0	0	0	0	14	0	0	0	5	0	0	5	8	2	11	3
Total	37	3	0	17	110	461	14	25	1	0	1	22	3	1	0	13	0	0	19	69	47	20	15
Chippewa (CCA)																							
Felony	3	0	0	1	21	1	1	3	0	0	0	0	0	0	0	0	0	0	1	5	3	0	0
Gross Misdemeanor	0	0	0	3	0	40	0	0	0	0	0	0	0	0	0	2	0	0	0	2	2	0	0
Misdemeanor	0	0	0	7	0	3	1	0	0	0	0	0	0	0	0	2	0	0	0	2	27	0	0
Juvenile	2	0	0	2	2	0	0	0	0	0	0	5	0	0	0	1	0	0	2	2	2	0	1
Total	11	0	0	13	23	44	2	3	0	0	0	5	0	0	0	5	0	0	3	11	34	0	1
Chisago (DOC/CPO)																							
Felony	35	7	2	1	124	33	11	15	2	3	0	1	3	0	0	16	3	0	5	55	0	9	5
Gross Misdemeanor	5	4	0	1	1	453	1	3	1	0	0	4	0	0	0	3	0	0	2	16	70	0	2
Misdemeanor	0	0	0	78	5	289	1	0	0	0	0	17	1	0	0	11	0	0	0	54	257	2	1
Juvenile	1	0	0	16	5	3	4	0	0	0	0	32	0	0	0	5	0	0	0	6	24	1	1
Total	41	11	2	96	135	778	17	18	3	3	0	54	4	0	0	35	3	0	7	131	351	12	9
Clay (DOC)																							
Felony	29	3	0	2	175	48	11	10	0	2	1	0	2	0	0	5	3	2	10	60	2	6	4
Gross Misdemeanor	2	0	0	3	6	50	0	1	0	2	0	0	0	1	0	2	0	0	0	7	1	0	0
Misdemeanor	0	0	0	15	2	0	1	0	0	2	0	0	0	0	0	0	0	0	0	4	0	0	1
Juvenile	11	0	0	15	28	6	5	1	0	1	0	11	0	0	0	17	0	0	1	21	33	6	6
Total	42	3	0	35	211	104	17	12	0	7	1	11	2	1	0	24	3	2	11	92	36	12	11
Clearwater (DOC)																							
Felony	11	0	1	2	35	10	7	8	0	0	0	0	0	0	0	3	0	0	2	15	0	5	6
Gross Misdemeanor	2	0	0	0	0	63	0	0	0	0	0	1	0	0	0	0	0	0	1	0	1	1	0
Misdemeanor	0	0	0	5	0	18	0	0	0	0	0	0	0	0	0	0	0	0	0	0	2	0	0
Juvenile	1	0	0	2	1	0	0	0	0	1	0	0	0	0	0	4	0	0	0	4	0	1	1
Total	14	0	1	9	36	91	7	8	0	1	0	1	0	0	0	7	0	0	3	19	3	7	7
Cook (CCA)																							
Felony	4	0	0	0	8	4	0	0	0	0	0	0	0	0	0	0	1	1	0	4	0	1	1
Gross Misdemeanor	0	0	0	0	0	26	0	0	0	0	0	0	0	0	0	2	0	0	0	0	2	0	1
Misdemeanor	0	0	0	1	0	35	0	0	0	0	0	0	0	0	0	0	0	0	0	2	1	0	0
Juvenile	0	0	0	1	0	0	0	0	0	0	0	8	0	0	0	0	0	0	0	1	0	0	0
Total	4	0	0	2	8	65	0	0	0	0	0	8	0	0	0	2	1	1	0	7	3	1	2
Cottonwood (DOC)																							
Felony	16	0	0	0	20	6	1	6	0	0	0	5	0	0	0	1	0	0	1	10	0	1	0
Gross Misdemeanor	1	0	0	0	0	27	0	0	0	0	0	0	0	0	0	0	0	0	1	2	2	0	0
Misdemeanor	0	0	0	1	0	13	0	0	0	0	0	0	0	0	0	0	0	0	0	1	1	0	0
Juvenile	3	0	0	4	1	2	0	0	0	0	0	6	0	0	0	7	0	0	0	2	0	1	0
Total	20	0	0	5	21	48	1	6	0	0	0	11	0	0	0	8	0	0	2	15	3	2	0
Crow Wing (CCA)																							
Felony	36	1	1	1	185	24	8	15	0	1	2	5	1	0	0	5	5	4	15	72	7	18	5
Gross Misdemeanor	4	0	0	11	0	317	1	2	0	0	0	0	0	0	0	4	0	0	3	19	40	2	4
Misdemeanor	0	0	0	12	0	475	0	0	0	0	0	1	0	0	0	1	0	0	0	2	47	1	2
Juvenile	22	0	0	10	11	0	1	0	0	0	0	5	0	0	0	3	0	0	6	11	1	5	1
Total	62	1	1	34	196	816	10	17	0	1	2	11	1	0	0	13	5	4	24	104	95	26	12
Dakota (CCA)																							
Felony	195	0	0	2	1139	306	44	177	0	0	10	4	9	10	0	51	58	15	57	520	16	53	31
Gross Misdemeanor	10	0	0	6	3	1677	10	19	0	0	2	2	1	0	0	19	2	5	7	145	162	3	20
Misdemeanor	14	0	0	145	19	1276	6	1	0	0	0	6	0	0	0	16	0	13	1	100	252	7	4
Juvenile	39	0	0	68	46	7	16	4	0	0	1	6	1	2	0	43	14	4	12	92	9	20	24
Total	258	0	0	221	1207	3266	76	201	0	0	13	18	11	12	0	129	74	37	77	857	439	83	79
Dodge (CCA)																							
Felony	0	2	0	1	45	20	1	2	0	0	0	0	0	0	0	3	0	0	3	23	0	1	9
Gross Misdemeanor	0	0	0	0	0	57	0	0	0	0	0	0	0	0	0	0	0	0	1	4	1	0	0
Misdemeanor	0	0	0	2	0	7	0	0	0	0	0	0	0	0	0	0	0	0	0	0	1	0	0
Juvenile	1	0	0	3	0	1	0	0	0	0	0	8	0	0	0	1	0	1	0	7	1	0	0
Total	1	2	0	6	45	85	1	2	0	0	0	8	0	0	0	4	0	1	4	34	3	1	9

	2008 Year-end Population	2009 Entries	2009 Removals	2009 Year-end Population	Male	Female	White	Black	American Indian	Asian/Pacific Islander	Other Race	Unknown Race	Hispanic	Not Hispanic	Arson	Assault	Assault-Domestic	Burglary	Crime Against Family	Crime Against Justice	Crime Against Government
Douglas (DOC)																					
Felony	260	77	82	262	198	64	243	13	5	1	0	0	4	258	1	21	7	35	0	7	0
Gross Misdemeanor	200	160	122	247	197	50	235	5	4	1	2	0	3	244	0	4	2	0	6	6	2
Misdemeanor	180	214	243	135	97	38	125	5	3	2	0	0	1	134	0	7	18	0	0	6	14
Juvenile	96	107	124	79	56	23	74	4	0	0	1	0	1	78	1	8	2	8	0	3	23
Total	736	558	571	723	548	175	677	27	12	4	3	0	9	714	2	40	29	43	6	22	39
Faribault (DOC)																					
Felony	105	33	33	107	89	18	98	5	2	2	0	0	16	91	0	10	4	7	0	3	0
Gross Misdemeanor	72	41	36	79	60	19	75	2	1	1	0	0	11	68	0	1	3	0	2	4	6
Misdemeanor	62	45	57	46	32	14	45	0	0	1	0	0	11	35	0	2	6	0	0	0	2
Juvenile	36	32	47	21	17	4	19	0	1	1	0	0	3	18	1	5	1	2	0	0	2
Total	275	151	173	253	198	55	237	7	4	5	0	0	41	212	1	18	14	9	2	7	10
Fillmore (CCA)																					
Felony	94	27	32	89	71	18	81	3	1	0	4	0	2	87	0	12	1	6	1	2	1
Gross Misdemeanor	105	37	51	93	70	23	86	2	0	0	5	0	2	91	0	2	2	0	1	2	1
Misdemeanor	91	61	82	68	57	11	65	2	1	0	0	0	1	67	0	1	4	0	0	2	0
Juvenile	72	34	49	57	40	17	48	0	0	0	9	0	0	57	1	6	2	4	0	0	0
Total	362	159	214	307	238	69	280	7	2	0	18	0	5	302	1	21	9	10	2	6	2
Freeborn (DOC/CPO)																					
Felony	210	95	74	232	188	44	213	13	3	3	0	0	44	188	1	22	5	14	1	7	0
Gross Misdemeanor	161	113	107	170	127	43	155	7	2	4	2	0	29	141	0	3	10	0	3	6	1
Misdemeanor	207	191	161	233	181	52	222	7	1	1	2	0	39	194	0	5	32	0	0	11	1
Juvenile	102	87	97	92	68	24	86	2	0	0	4	0	20	72	0	6	2	2	0	4	0
Total	680	486	439	727	564	163	676	29	6	8	8	0	132	595	1	36	49	16	4	28	2
Goodhue (DOC/CPO)																					
Felony	323	138	161	304	250	54	247	30	12	6	9	0	7	297	4	29	6	16	7	7	0
Gross Misdemeanor	355	214	220	353	280	73	308	21	15	5	4	0	13	340	0	10	21	1	1	15	11
Misdemeanor	452	397	379	462	339	123	410	24	16	10	2	0	34	428	0	20	61	0	0	3	33
Juvenile	130	143	190	83	70	13	62	10	10	0	1	0	5	78	0	8	2	6	0	2	1
Total	1260	892	950	1202	939	263	1027	85	53	21	16	0	59	1143	4	67	90	23	8	27	45
Grant (DOC/CPO)																					
Felony	21	11	6	26	21	5	24	0	0	0	2	0	0	26	1	1	0	3	0	1	0
Gross Misdemeanor	41	21	26	35	32	3	5	0	0	0	30	0	0	35	0	2	0	0	0	0	0
Misdemeanor	24	31	32	24	19	5	3	0	0	0	21	0	0	24	0	6	0	0	0	0	1
Juvenile	32	20	39	13	7	6	1	0	0	0	12	0	0	13	0	2	0	0	0	0	5
Total	118	83	103	98	79	19	33	0	0	0	65	0	0	98	1	11	0	3	0	1	6
Hennepin (CCA)																					
Felony	9458	4415	4349	9524	7577	1947	4321	4482	317	273	131	0	498	9026	26	828	648	640	13	63	15
Gross Misdemeanor	8834	4323	4274	8883	6774	2109	6255	1844	255	236	293	0	507	8376	0	68	234	0	39	122	25
Misdemeanor	10137	15134	16369	8902	6460	2442	3103	2895	239	184	2481	0	290	8612	0	169	549	0	0	124	7
Juvenile	3111	2878	3593	2396	1736	660	623	1424	119	95	135	0	217	2179	12	271	81	165	0	57	0
Total	31540	26750	28585	29705	22547	7158	14302	10645	930	788	3040	0	1512	28193	38	1336	1512	805	52	366	47
Houston (DOC)																					
Felony	114	42	48	113	92	21	100	11	1	1	0	0	1	112	1	18	6	18	0	2	0
Gross Misdemeanor	228	36	79	181	143	38	162	9	2	0	8	0	0	181	0	2	5	3	1	6	12
Misdemeanor	608	74	218	464	312	152	329	14	3	1	117	0	7	457	0	5	14	0	1	4	36
Juvenile	101	51	58	94	61	33	61	9	0	1	23	0	1	93	0	9	4	9	0	3	16
Total	1051	203	403	852	608	244	652	43	6	3	148	0	9	843	1	34	29	30	2	15	64
Hubbard (DOC)																					
Felony	161	45	33	172	131	41	139	4	23	1	5	0	1	171	0	16	6	23	0	4	0
Gross Misdemeanor	88	49	24	115	98	17	93	1	12	0	9	0	0	115	0	5	4	1	2	2	1
Misdemeanor	20	25	15	29	24	5	18	0	5	0	6	0	0	29	0	3	8	0	0	1	2
Juvenile	32	31	24	39	25	14	21	0	5	0	13	0	2	37	0	4	4	7	0	1	2
Total	301	150	96	355	278	77	271	5	45	1	33	0	3	352	0	28	22	31	2	8	5
Isanti (DOC/CPO)																					
Felony	365	156	140	380	295	85	363	7	3	2	5	0	0	380	1	28	13	30	1	6	0
Gross Misdemeanor	445	164	168	450	376	74	266	1	2	0	181	0	0	450	0	5	1	12	6	18	5
Misdemeanor	762	300	584	470	354	116	91	0	0	0	379	0	0	470	0	13	24	0	1	27	12
Juvenile	98	108	126	80	53	27	46	1	2	0	31	0	1	79	1	7	7	5	0	1	0
Total	1670	728	1018	1380	1078	302	766	9	7	2	596	0	1	1379	2	53	45	47	8	52	17

	Criminal Sexual Conduct	Crim Vehicle Oper Harm	Crim Vehicle Oper Death	Disturbing Peace	Drugs	DWI	Escape/Flight	Forgery	Gambling	Harassment/Stalking	Homicide	Status/Federal/Misc	Kidnapping	Obscenity	Other Person	Property Damage	Robbery	Sex Related	Stolen Property	Theft	Traffic (exclude DWI)	Vehicle Theft	Weapons
Douglas (DOC)																							
Felony	30	1	0	2	68	11	5	10	0	0	0	0	0	2	0	3	1	0	3	47	1	5	2
Gross Misdemeanor	2	0	0	1	0	179	1	0	0	1	0	0	0	1	0	2	0	0	1	19	19	0	1
Misdemeanor	0	0	0	22	1	55	1	0	0	0	0	0	0	1	0	3	0	0	1	2	4	0	0
Juvenile	3	0	0	4	5	1	1	0	0	0	0	2	0	0	0	1	1	0	0	10	5	1	0
Total	35	1	0	29	74	246	8	10	0	1	0	2	0	4	0	9	2	0	5	78	29	6	3
Faribault (DOC)																							
Felony	10	1	0	1	26	9	2	6	0	0	0	0	1	0	0	5	0	0	3	16	1	1	0
Gross Misdemeanor	0	0	0	1	0	49	0	0	0	7	0	0	0	0	0	0	0	0	0	2	3	0	1
Misdemeanor	0	0	0	7	0	25	0	0	0	0	0	0	0	0	0	2	0	0	0	1	1	0	0
Juvenile	0	0	0	1	3	1	0	0	0	0	0	0	0	0	0	2	0	0	0	3	0	0	0
Total	10	1	0	10	29	84	2	6	0	7	0	0	1	0	0	9	0	0	3	22	5	1	1
Fillmore (CCA)																							
Felony	0	3	0	0	29	8	1	1	0	1	0	2	0	0	0	0	1	0	1	14	1	4	0
Gross Misdemeanor	0	0	0	0	0	68	0	2	0	2	0	3	0	0	0	1	0	0	0	5	4	0	0
Misdemeanor	0	0	0	3	0	50	0	0	0	0	0	1	0	0	0	1	0	0	0	2	4	0	0
Juvenile	4	0	0	3	0	3	0	0	0	1	0	13	0	1	0	11	0	0	0	4	4	0	0
Total	4	3	0	6	29	129	1	3	0	4	0	19	0	1	0	13	1	0	1	25	13	4	0
Freeborn (DOC/CPO)																							
Felony	12	0	0	4	104	10	8	11	0	1	0	1	1	0	0	2	1	0	5	14	1	5	2
Gross Misdemeanor	5	0	0	0	0	113	0	2	0	1	0	2	0	0	0	1	0	0	1	11	9	0	2
Misdemeanor	0	0	0	35	0	102	0	1	0	0	0	11	0	0	0	8	0	0	3	5	18	1	0
Juvenile	6	0	0	20	10	1	0	0	0	0	0	14	0	0	0	5	1	0	4	6	9	0	2
Total	23	0	0	59	114	226	8	14	0	2	0	28	1	0	0	16	2	0	13	36	37	6	6
Goodhue (DOC/CPO)																							
Felony	31	2	0	1	113	20	5	12	0	3	0	1	0	0	0	1	1	1	6	25	2	8	3
Gross Misdemeanor	3	0	0	0	0	218	4	11	0	10	0	1	0	0	0	4	0	1	4	10	28	0	0
Misdemeanor	0	0	0	38	4	214	0	0	0	0	0	0	0	1	0	7	0	0	1	18	59	2	1
Juvenile	2	0	0	7	6	5	2	0	0	0	1	8	0	1	0	9	2	1	2	9	3	4	2
Total	36	2	0	46	123	457	11	23	0	13	1	10	0	2	0	21	3	3	13	62	92	14	6
Grant (DOC/CPO)																							
Felony	2	0	0	1	9	1	1	0	0	0	0	0	0	0	0	0	0	1	1	3	1	0	0
Gross Misdemeanor	0	0	0	0	0	25	0	0	0	1	0	3	0	0	0	0	0	1	0	2	1	0	0
Misdemeanor	0	0	0	0	0	16	0	0	0	0	0	0	0	0	0	1	0	0	0	0	0	0	0
Juvenile	0	0	0	0	1	0	0	0	0	0	0	3	0	0	0	0	0	0	0	0	2	0	0
Total	2	0	0	1	10	42	1	0	0	1	0	6	0	0	0	1	0	2	1	5	4	0	0
Hennepin (CCA)																							
Felony	788	49	16	23	2613	483	261	430	0	30	29	0	41	43	5	137	411	25	129	1417	8	183	170
Gross Misdemeanor	16	34	0	107	3	7534	3	12	0	22	0	0	0	12	18	59	0	123	11	141	251	0	49
Misdemeanor	2	0	1	592	108	3011	45	0	0	1	0	0	0	273	1897	218	0	54	19	510	1279	19	23
Juvenile	124	0	2	195	77	23	33	19	0	4	6	331	1	3	0	134	179	2	62	346	69	55	145
Total	930	83	19	917	2801	11051	342	461	0	57	35	331	42	331	1920	548	590	204	221	2414	1607	257	387
Houston (DOC)																							
Felony	13	3	0	2	12	6	9	3	0	0	0	0	1	1	0	1	0	1	0	10	0	5	1
Gross Misdemeanor	1	1	0	2	2	114	0	1	0	1	0	2	0	0	0	8	0	2	0	10	8	0	0
Misdemeanor	0	0	0	38	3	223	9	1	0	0	0	0	0	0	0	5	0	0	1	45	78	1	0
Juvenile	3	1	0	5	9	1	1	0	0	1	0	9	0	0	0	2	0	1	3	5	8	3	1
Total	17	5	0	47	26	344	19	5	0	2	0	11	1	1	0	16	0	4	4	70	94	9	2
Hubbard (DOC)																							
Felony	5	2	0	1	60	18	4	8	0	0	0	0	0	0	0	1	1	0	5	18	0	0	0
Gross Misdemeanor	3	0	0	0	0	82	0	2	0	0	0	0	0	0	0	5	0	0	0	4	2	1	1
Misdemeanor	0	0	0	4	0	4	0	0	0	2	0	0	0	0	0	1	0	0	0	3	0	0	1
Juvenile	6	0	0	4	3	0	2	0	0	0	0	0	0	0	0	2	0	0	0	2	0	1	1
Total	14	2	0	9	63	104	6	10	0	2	0	0	0	0	0	9	1	0	5	27	2	2	3
Isanti (DOC/CPO)																							
Felony	35	3	0	0	134	29	7	15	0	0	0	0	0	0	0	6	1	1	6	57	2	2	3
Gross Misdemeanor	4	0	0	0	0	296	0	2	1	1	0	1	0	0	0	4	0	1	3	21	66	0	3
Misdemeanor	0	0	0	58	2	154	2	0	0	0	0	1	0	1	0	8	0	1	0	33	130	3	0
Juvenile	4	0	0	2	3	2	1	0	0	0	0	15	0	0	0	6	0	5	1	9	5	1	5
Total	43	3	0	60	139	481	10	17	1	1	0	17	0	1	0	24	1	8	10	120	203	6	11

	2008 Year-end Population	2009 Entries	2009 Removals	2009 Year-end Population	Male	Female	White	Black	American Indian	Asian/Pacific Islander	Other Race	Unknown Race	Hispanic	Not Hispanic	Arson	Assault	Assault-Domestic	Burglary	Crime Against Family	Crime Against Justice	Crime Against Government
Itasca (DOC/CPO)																					
Felony	508	167	164	511	402	109	429	8	65	1	8	0	5	506	4	47	10	51	1	10	2
Gross Misdemeanor	433	192	219	408	327	81	337	3	64	0	4	0	3	405	0	5	14	0	0	19	19
Misdemeanor	119	57	79	95	78	17	69	4	20	1	1	0	0	95	0	18	11	0	0	12	2
Juvenile	199	167	178	188	141	47	140	4	28	1	15	0	0	188	1	17	1	15	0	7	4
Total	1259	583	640	1202	948	254	975	19	177	3	28	0	8	1194	5	87	36	66	1	48	27
Jackson (DOC/CPO)																					
Felony	74	32	21	86	70	16	79	1	2	2	2	0	6	80	0	6	1	5	0	3	0
Gross Misdemeanor	108	28	44	94	82	12	82	5	2	1	4	0	4	90	0	4	0	1	4	4	0
Misdemeanor	247	89	105	228	170	58	197	8	1	9	13	0	9	219	0	7	22	0	4	6	2
Juvenile	40	26	33	33	26	7	32	0	0	1	0	0	5	28	0	3	2	1	0	0	0
Total	469	175	203	441	348	93	390	14	5	13	19	0	24	417	0	20	25	7	8	13	2
Kanabec (DOC/CPO)																					
Felony	199	52	70	181	145	36	174	3	2	1	1	0	2	179	2	21	7	15	0	4	0
Gross Misdemeanor	236	96	126	213	173	40	163	1	1	0	48	0	0	213	0	10	7	1	7	5	5
Misdemeanor	335	142	243	227	171	56	110	1	2	1	113	0	0	227	0	14	29	0	0	7	6
Juvenile	81	60	80	61	46	15	8	1	0	0	52	0	0	61	0	10	5	4	0	0	0
Total	851	350	519	682	535	147	455	6	5	2	214	0	2	680	2	55	48	20	7	16	11
Kandiyohi (CCA)																					
Felony	530	185	178	542	424	118	503	18	3	1	17	0	263	279	1	39	15	33	4	14	1
Gross Misdemeanor	311	136	129	326	263	63	304	7	6	2	7	0	101	225	0	3	7	0	0	10	5
Misdemeanor	422	241	321	329	264	65	297	12	5	2	13	0	133	196	0	16	34	0	0	9	5
Juvenile	135	160	169	126	87	39	117	4	0	0	5	0	61	65	0	8	1	10	0	6	12
Total	1398	722	797	1323	1038	285	1221	41	14	5	42	0	558	765	1	66	57	43	4	39	23
Kittson (DOC)																					
Felony	16	14	7	23	16	7	23	0	0	0	0	0	2	21	0	1	0	8	0	0	0
Gross Misdemeanor	8	2	5	5	3	2	5	0	0	0	0	0	0	5	0	0	0	0	1	1	0
Misdemeanor	1	0	0	1	0	1	1	0	0	0	0	0	0	1	0	0	0	0	0	0	1
Juvenile	3	0	3	0	0	0	0	0	0	0	0	0	0	0	0	0	0	0	0	0	0
Total	28	16	15	29	19	10	29	0	0	0	0	0	2	27	0	1	0	8	1	1	1
Koochiching (CCA)																					
Felony	147	20	24	143	121	22	116	7	17	3	0	0	1	142	1	8	0	20	0	2	0
Gross Misdemeanor	122	40	46	117	95	22	102	0	14	1	0	0	0	117	0	4	2	0	0	2	1
Misdemeanor	59	10	22	46	37	9	40	1	5	0	0	0	1	45	0	1	1	0	0	2	3
Juvenile	40	28	35	33	25	8	30	0	3	0	0	0	0	33	0	1	0	1	0	1	0
Total	368	98	127	339	278	61	288	8	39	4	0	0	2	337	1	14	3	21	0	7	4
Lac Qui Parle (CCA)																					
Felony	23	14	10	27	24	3	23	1	0	1	2	0	1	26	0	2	0	5	0	0	0
Gross Misdemeanor	26	19	18	27	26	1	23	1	1	0	2	0	0	27	0	0	0	0	0	1	0
Misdemeanor	20	20	19	21	18	3	18	0	1	0	2	0	1	20	0	4	0	0	0	0	0
Juvenile	14	8	12	10	10	0	9	0	0	0	1	0	1	9	0	2	0	2	0	0	1
Total	83	61	59	85	78	7	73	2	2	1	7	0	3	82	0	8	0	7	0	1	1
Lake (CCA)																					
Felony	77	16	23	69	55	14	63	2	2	1	1	0	0	69	0	3	2	15	0	2	0
Gross Misdemeanor	80	26	41	67	55	12	66	0	1	0	0	0	0	67	0	0	4	1	0	0	3
Misdemeanor	62	33	43	51	40	11	50	1	0	0	0	0	0	51	0	2	2	0	0	0	0
Juvenile	18	24	32	10	7	3	8	0	0	0	2	0	0	10	0	0	0	0	0	0	0
Total	237	99	139	197	157	40	187	3	3	1	3	0	0	197	0	5	8	16	0	2	3
Lake of the Woods (DOC)																					
Felony	20	13	5	29	24	5	27	0	1	1	0	0	0	29	1	4	1	3	0	1	0
Gross Misdemeanor	36	13	17	31	27	4	29	1	1	0	0	0	0	31	0	2	1	0	0	0	0
Misdemeanor	1	2	1	2	1	1	2	0	0	0	0	0	0	2	0	0	0	0	0	0	0
Juvenile	12	3	9	6	3	3	5	0	0	1	0	0	0	6	0	1	0	1	0	0	2
Total	69	31	32	68	55	13	63	1	2	2	0	0	0	68	1	7	2	4	0	1	2
Le Sueur (DOC)																					
Felony	147	78	70	153	115	38	140	6	1	2	4	0	7	146	1	13	9	18	2	1	0
Gross Misdemeanor	121	77	81	122	103	19	119	2	0	1	0	0	15	107	0	1	2	1	6	5	1
Misdemeanor	112	107	94	122	102	20	117	1	2	1	1	0	21	101	0	14	19	0	0	6	2
Juvenile	71	85	91	65	49	16	60	2	2	1	0	0	12	53	2	10	0	3	0	3	11
Total	451	347	336	462	369	93	436	11	5	5	5	0	55	407	3	38	30	22	8	15	14

	Criminal Sexual Conduct	Crim Vehicle Oper Harm	Crim Vehicle Oper Death	Disturbing Peace	Drugs	DWI	Escape/Flight	Forgery	Gambling	Harassment/Stalking	Homicide	Status/Federal/Misc	Kidnapping	Obscenity	Other Person	Property Damage	Robbery	Sex Related	Stolen Property	Theft	Traffic (exclude DWI)	Vehicle Theft	Weapons
Itasca (DOC/CPO)																							
Felony	46	1	0	3	160	42	14	12	0	3	0	1	0	1	0	7	7	1	4	62	0	7	15
Gross Misdemeanor	3	4	0	2	1	250	0	2	0	4	0	2	0	0	0	4	0	0	3	12	62	0	2
Misdemeanor	0	0	0	19	1	16	0	0	0	1	0	6	0	0	0	2	0	0	0	2	2	0	3
Juvenile	14	0	0	11	31	0	0	1	0	4	0	25	0	0	0	7	0	1	2	31	4	9	3
Total	63	5	0	35	193	308	14	15	0	12	0	34	0	1	0	20	7	2	9	107	68	16	23
Jackson (DOC/CPO)																							
Felony	12	2	0	0	29	5	1	2	0	1	0	1	0	0	0	0	1	0	2	13	0	1	1
Gross Misdemeanor	0	0	0	0	0	61	1	2	0	4	0	0	0	0	0	1	0	0	0	9	3	0	0
Misdemeanor	0	0	0	23	0	52	1	0	0	0	0	1	0	0	0	1	0	0	1	41	62	2	3
Juvenile	4	0	0	4	1	1	0	0	0	1	0	9	0	0	0	2	0	0	1	0	3	1	0
Total	16	2	0	27	30	119	3	4	0	6	0	11	0	0	0	4	1	0	4	63	68	4	4
Kanabec (DOC/CPO)																							
Felony	21	0	0	1	58	15	2	3	1	1	0	1	1	0	0	2	0	0	4	14	1	3	4
Gross Misdemeanor	3	2	0	1	1	133	0	0	0	5	0	0	0	0	0	2	0	1	1	2	26	0	1
Misdemeanor	0	0	0	27	2	90	0	0	0	0	0	0	0	0	0	2	0	1	0	14	33	1	1
Juvenile	5	0	0	7	4	0	1	0	0	0	0	3	0	0	0	1	0	1	0	7	9	3	1
Total	29	2	0	36	65	238	3	3	1	6	0	4	1	0	0	7	0	3	5	37	69	7	7
Kandiyohi (CCA)																							
Felony	48	3	0	0	150	34	16	78	0	0	2	3	4	1	0	5	2	2	9	66	0	1	10
Gross Misdemeanor	0	20	0	0	2	228	0	3	0	0	0	0	0	0	0	8	0	1	5	25	4	1	4
Misdemeanor	0	1	0	7	2	143	1	1	0	0	0	0	0	0	0	2	0	0	1	17	85	0	2
Juvenile	3	0	0	7	7	3	1	0	0	0	0	2	3	0	0	14	0	0	1	41	3	4	0
Total	51	24	0	14	161	408	18	82	0	0	2	5	7	1	0	29	2	3	16	149	92	6	16
Kittson (DOC)																							
Felony	2	0	0	0	6	1	0	0	0	0	0	0	0	0	0	1	0	0	0	3	0	0	1
Gross Misdemeanor	0	1	0	0	0	2	0	0	0	0	0	0	0	0	0	0	0	0	0	0	0	0	0
Misdemeanor	0	0	0	0	0	0	0	0	0	0	0	0	0	0	0	0	0	0	0	0	0	0	0
Juvenile	0	0	0	0	0	0	0	0	0	0	0	0	0	0	0	0	0	0	0	0	0	0	0
Total	2	1	0	0	6	3	0	0	0	0	0	0	0	0	0	1	0	0	0	3	0	0	1
Koochiching (CCA)																							
Felony	20	0	0	1	43	12	2	9	0	0	0	0	1	0	0	1	1	0	0	12	0	8	2
Gross Misdemeanor	1	0	0	6	0	85	0	4	0	0	0	0	0	0	0	0	0	0	0	4	5	0	3
Misdemeanor	0	0	0	0	0	27	0	2	0	0	0	0	0	0	0	1	0	0	0	3	6	0	0
Juvenile	3	0	0	0	1	0	0	0	0	0	0	10	0	0	0	5	0	0	0	5	4	2	0
Total	24	0	0	7	44	124	2	15	0	0	0	10	1	0	0	7	1	0	0	24	15	10	5
Lac Qui Parle (CCA)																							
Felony	1	0	0	0	10	0	2	1	0	0	0	0	0	0	0	0	0	0	0	5	0	1	1
Gross Misdemeanor	0	0	0	1	0	22	0	0	0	0	0	0	0	0	0	0	0	0	2	1	0	0	0
Misdemeanor	0	0	0	4	0	11	0	0	0	0	0	0	0	0	0	0	0	0	0	0	2	0	0
Juvenile	0	0	0	1	0	0	0	0	0	0	0	1	0	0	0	2	0	0	0	1	0	0	0
Total	1	0	0	6	10	33	2	1	0	0	0	1	0	0	0	2	0	0	0	7	2	1	1
Lake (CCA)																							
Felony	5	0	0	1	17	8	1	0	1	0	0	0	0	0	0	1	0	0	0	12	0	0	1
Gross Misdemeanor	2	0	0	2	0	47	0	0	0	0	0	0	0	0	0	2	0	0	0	2	3	0	1
Misdemeanor	0	0	0	2	0	43	0	0	0	0	0	0	0	0	0	0	0	0	0	0	2	0	0
Juvenile	0	0	0	0	0	0	0	0	0	0	0	10	0	0	0	0	0	0	0	0	0	0	0
Total	7	0	0	5	17	98	1	0	1	0	0	10	0	0	0	3	0	0	0	14	5	0	2
Lake of the Woods (DOC)																							
Felony	4	2	0	0	4	5	0	1	0	0	0	0	1	0	0	1	0	0	0	0	0	1	0
Gross Misdemeanor	0	1	0	0	0	25	0	0	0	0	0	0	0	0	0	0	0	0	0	1	1	0	0
Misdemeanor	0	0	0	1	0	1	0	0	0	0	0	0	0	0	0	0	0	0	0	0	0	0	0
Juvenile	0	0	0	0	0	0	1	0	0	0	0	0	0	0	0	0	0	0	0	1	0	0	0
Total	4	3	0	1	4	31	1	1	0	0	0	0	1	0	0	1	0	0	0	2	1	1	0
Le Sueur (DOC)																							
Felony	22	1	0	0	45	13	1	3	1	0	0	1	0	0	0	4	0	0	0	18	0	0	0
Gross Misdemeanor	1	0	0	0	0	87	0	2	0	1	0	0	0	1	0	1	0	0	0	4	7	0	0
Misdemeanor	0	0	0	8	0	56	0	0	0	2	0	0	0	0	0	2	0	0	0	6	6	1	0
Juvenile	3	0	0	3	4	2	3	0	0	0	0	0	0	0	0	2	0	0	1	10	1	7	0
Total	26	1	0	11	49	158	4	5	1	3	0	1	0	1	0	9	0	0	1	38	14	8	0

	2008 Year-end Population	2009 Entries	2009 Removals	2009 Year-end Population	Male	Female	White	Black	American Indian	Asian/Pacific Islander	Other Race	Unknown Race	Hispanic	Not Hispanic	Arson	Assault	Assault-Domestic	Burglary	Crime Against Family	Crime Against Justice	Crime Against Government
Lincoln (DOC)																					
Felony	19	5	8	17	14	3	16	1	0	0	0	0	0	17	0	1	1	2	0	0	0
Gross Misdemeanor	22	13	10	25	24	1	24	1	0	0	0	0	1	24	0	0	0	0	0	1	1
Misdemeanor	21	20	23	17	12	5	15	0	2	0	0	0	0	17	0	2	1	0	0	0	0
Juvenile	7	7	5	9	5	4	9	0	0	0	0	0	0	9	0	0	0	3	0	0	4
Total	69	45	46	68	55	13	64	2	2	0	0	0	1	67	0	3	2	5	0	1	5
Lyon (DOC)																					
Felony	277	79	67	288	237	51	248	29	5	5	1	0	69	219	0	40	5	31	0	7	0
Gross Misdemeanor	208	81	90	207	168	39	184	15	3	5	0	0	25	182	0	8	6	1	1	14	4
Misdemeanor	265	196	227	227	165	62	191	28	2	5	1	0	34	193	0	9	16	0	0	13	8
Juvenile	75	53	61	67	53	14	61	6	0	0	0	0	23	44	0	6	0	9	0	2	10
Total	825	409	445	789	623	166	684	78	10	15	2	0	151	638	0	63	27	41	1	36	22
McLeod (DOC)																					
Felony	278	86	102	267	206	61	256	8	1	2	0	0	23	244	2	35	16	17	0	5	0
Gross Misdemeanor	178	88	116	147	117	30	137	7	3	0	0	0	9	138	0	2	6	1	2	5	0
Misdemeanor	115	95	99	109	85	24	107	2	0	0	0	0	10	99	0	2	19	0	0	2	1
Juvenile	81	83	99	65	54	11	65	0	0	0	0	0	6	59	1	5	4	4	0	5	9
Total	652	352	416	588	462	126	565	17	4	2	0	0	48	540	3	44	45	22	2	17	10
Mahnomen (DOC)																					
Felony	166	40	31	175	106	69	29	3	143	0	0	0	0	175	2	29	4	13	0	3	0
Gross Misdemeanor	42	22	24	40	31	9	6	0	34	0	0	0	0	40	0	3	1	0	0	2	0
Misdemeanor	2	0	1	1	1	0	0	0	1	0	0	0	0	1	0	0	0	0	0	1	0
Juvenile	23	14	14	23	17	6	1	0	22	0	0	0	0	23	0	1	0	6	0	0	3
Total	233	76	70	239	155	84	36	3	200	0	0	0	0	239	2	33	5	19	0	6	3
Marshall (DOC)																					
Felony	56	19	16	61	45	16	60	0	0	0	1	0	6	55	2	3	4	7	2	1	0
Gross Misdemeanor	22	10	5	25	23	2	24	0	0	0	1	0	0	25	0	1	1	0	0	0	0
Misdemeanor	3	1	3	1	1	0	1	0	0	0	0	0	0	1	0	0	0	0	0	0	0
Juvenile	22	6	21	7	7	0	7	0	0	0	0	0	1	6	0	0	0	1	0	0	0
Total	103	36	45	94	76	18	92	0	0	0	2	0	7	87	2	4	5	8	2	1	0
Martin (DOC)																					
Felony	223	62	75	212	166	46	204	5	1	2	0	0	10	202	0	22	2	18	0	1	0
Gross Misdemeanor	148	41	79	109	91	18	107	2	0	0	0	0	10	99	0	2	4	0	2	5	5
Misdemeanor	92	50	60	81	62	19	75	4	1	0	1	0	8	73	0	9	11	0	0	4	4
Juvenile	73	72	90	55	41	14	53	2	0	0	0	0	6	49	0	7	0	2	0	0	7
Total	536	225	304	457	360	97	439	13	2	2	1	0	34	423	0	40	17	20	2	10	16
Meeker (DOC/CPO)																					
Felony	120	57	45	132	95	37	124	6	1	0	1	0	12	120	1	15	2	12	0	6	2
Gross Misdemeanor	164	65	69	164	137	27	49	1	1	0	113	0	0	164	1	13	0	2	4	4	1
Misdemeanor	156	68	107	113	84	29	28	1	0	0	84	0	0	113	0	16	0	0	0	9	2
Juvenile	44	49	41	52	38	14	8	1	0	0	43	0	1	51	1	6	0	0	0	1	6
Total	484	239	262	461	354	107	209	9	2	0	241	0	13	448	3	50	2	14	4	20	11
Mille Lacs (DOC/CPO)																					
Felony	311	100	118	294	214	80	211	5	77	1	0	0	2	292	0	38	15	14	1	7	2
Gross Misdemeanor	585	175	222	547	426	121	396	9	130	0	12	0	5	542	0	29	20	1	7	21	4
Misdemeanor	634	350	427	547	397	150	441	6	86	1	13	0	4	543	0	35	44	0	0	21	21
Juvenile	107	130	138	99	61	38	55	0	42	0	2	0	2	97	1	19	9	7	0	5	0
Total	1637	755	905	1487	1098	389	1103	20	335	2	27	0	13	1474	1	121	88	22	8	54	27
Morrison (CCA)																					
Felony	255	138	156	248	199	49	228	12	6	2	0	0	2	246	2	19	12	22	2	6	0
Gross Misdemeanor	259	103	138	221	193	28	214	3	2	2	0	0	1	220	0	3	8	1	0	9	1
Misdemeanor	183	134	135	174	139	35	168	3	3	0	0	0	3	171	0	8	27	0	0	0	5
Juvenile	104	115	128	91	56	35	86	4	0	1	0	0	1	90	0	4	0	3	0	1	35
Total	801	490	557	734	587	147	696	22	11	5	0	0	7	727	2	34	47	26	2	16	41
Mower (DOC/CPO)																					
Felony	258	149	124	282	228	54	248	25	0	9	0	0	39	243	1	32	5	8	2	4	1
Gross Misdemeanor	288	170	194	279	225	54	243	17	1	4	14	0	53	226	0	39	0	0	2	5	0
Misdemeanor	250	226	287	175	129	46	144	14	0	5	12	0	33	142	0	22	0	0	0	8	1
Juvenile	133	126	132	127	88	39	102	17	0	3	5	0	32	95	1	18	0	11	0	2	0
Total	929	671	737	863	670	193	737	73	1	21	31	0	157	706	2	111	5	19	4	19	2

	Criminal Sexual Conduct	Crim Vehicle Oper Harm	Crim Vehicle Oper Death	Disturbing Peace	Drugs	DWI	Escape/Flight	Forgery	Gambling	Harassment/Stalking	Homicide	Status/Federal/Misc	Kidnapping	Obscenity	Other Person	Property Damage	Robbery	Sex Related	Stolen Property	Theft	Traffic (exclude DWI)	Vehicle Theft	Weapons
Lincoln (DOC)																							
Felony	3	0	0	0	3	1	1	1	0	0	0	0	0	0	0	0	0	0	0	3	0	0	1
Gross Misdemeanor	1	0	0	0	0	14	0	0	0	0	0	0	0	0	0	3	0	0	0	3	1	0	1
Misdemeanor	0	0	0	5	0	7	1	0	0	0	0	0	0	0	0	0	0	0	0	1	0	0	0
Juvenile	1	0	0	0	0	0	0	0	0	0	0	0	0	0	0	0	0	0	0	1	0	0	0
Total	5	0	0	5	3	22	2	1	0	0	0	0	0	0	0	3	0	0	0	8	1	0	2
Lyon (DOC)																							
Felony	15	2	1	0	56	12	4	44	0	0	0	0	1	1	0	9	1	0	1	48	0	6	4
Gross Misdemeanor	2	0	0	0	4	123	1	6	0	1	0	0	0	0	0	3	0	0	2	18	13	0	0
Misdemeanor	0	0	0	25	5	90	2	0	0	1	0	1	0	1	0	6	0	0	1	13	33	1	2
Juvenile	3	0	0	4	5	4	2	0	0	1	0	1	0	1	0	2	0	0	2	6	3	1	5
Total	20	2	1	29	70	229	9	50	0	3	0	2	1	3	0	20	1	0	6	85	49	8	11
McLeod (DOC)																							
Felony	27	0	0	3	72	8	7	15	0	0	0	0	1	3	0	5	2	0	3	38	2	4	2
Gross Misdemeanor	1	0	0	1	0	114	3	0	0	1	0	0	0	0	0	1	0	0	0	5	3	1	1
Misdemeanor	0	0	0	15	2	58	1	0	0	0	0	0	0	0	0	0	0	0	0	5	4	0	0
Juvenile	1	0	0	8	6	4	1	0	0	0	0	0	0	0	0	4	3	0	0	7	1	2	0
Total	29	0	0	27	80	184	12	15	0	1	0	0	1	3	0	10	5	0	3	55	10	7	3
Mahnomen (DOC)																							
Felony	4	0	0	0	54	24	6	2	0	0	0	1	0	0	0	1	0	0	3	19	2	8	0
Gross Misdemeanor	1	0	0	0	0	28	0	0	0	0	0	0	0	0	0	1	0	0	0	2	2	0	0
Misdemeanor	0	0	0	0	0	0	0	0	0	0	0	0	0	0	0	0	0	0	0	0	0	0	0
Juvenile	1	1	0	0	1	0	0	0	0	0	0	0	0	0	0	4	0	0	1	3	0	1	1
Total	6	1	0	0	55	52	6	2	0	0	0	1	0	0	0	6	0	0	4	24	4	9	1
Marshall (DOC)																							
Felony	5	2	0	0	14	12	0	4	0	0	0	0	0	0	0	0	0	0	0	5	0	0	0
Gross Misdemeanor	1	0	0	0	0	22	0	0	0	0	0	0	0	0	0	0	0	0	0	0	0	0	0
Misdemeanor	0	0	0	0	0	1	0	0	0	0	0	0	0	0	0	0	0	0	0	0	0	0	0
Juvenile	0	0	0	0	1	0	0	0	0	0	0	0	0	0	0	3	0	0	0	2	0	0	0
Total	6	2	0	0	15	35	0	4	0	0	0	0	0	0	0	3	0	0	0	7	0	0	0
Martin (DOC)																							
Felony	16	0	1	0	74	12	3	12	0	0	0	0	0	0	0	5	0	0	4	36	1	5	0
Gross Misdemeanor	3	0	0	1	1	67	0	0	0	1	0	0	0	1	0	2	0	0	0	10	4	1	0
Misdemeanor	0	0	0	2	2	24	1	0	0	0	0	0	0	0	0	2	0	0	0	15	6	1	0
Juvenile	7	0	0	3	2	0	3	0	0	0	0	3	0	0	0	3	0	0	0	15	1	0	2
Total	26	0	1	6	79	103	7	12	0	1	0	3	0	1	0	12	0	0	4	76	12	7	2
Meeker (DOC/CPO)																							
Felony	12	1	2	3	47	7	2	2	0	0	0	0	0	0	0	0	0	1	2	12	0	2	1
Gross Misdemeanor	0	0	0	1	0	129	0	2	0	0	0	0	0	0	0	1	0	0	0	2	4	0	0
Misdemeanor	0	0	0	15	0	53	0	0	0	0	0	0	0	0	0	2	0	0	0	3	12	1	0
Juvenile	7	0	0	4	3	1	0	0	0	0	0	5	0	1	0	4	0	0	2	7	3	0	1
Total	19	1	2	23	50	190	2	4	0	0	0	5	0	1	0	7	0	1	4	24	19	3	2
Mille Lacs (DOC/CPO)																							
Felony	34	5	2	1	79	27	5	10	1	1	0	1	1	0	0	4	1	0	5	29	1	3	7
Gross Misdemeanor	4	0	0	3	3	385	2	5	0	0	0	0	0	0	0	10	0	0	1	15	34	1	2
Misdemeanor	0	0	0	43	2	194	6	0	0	0	0	0	0	0	0	7	0	0	0	21	148	2	3
Juvenile	1	0	0	8	1	1	4	1	0	0	0	19	0	0	0	2	0	0	1	8	7	0	5
Total	39	5	2	55	85	607	17	16	1	1	0	20	1	0	0	23	1	0	7	73	190	6	17
Morrison (CCA)																							
Felony	31	1	0	0	67	14	7	9	0	0	0	0	0	0	0	3	0	1	8	39	0	3	2
Gross Misdemeanor	0	8	0	1	0	153	2	0	0	1	0	0	0	0	0	3	0	1	1	6	22	0	1
Misdemeanor	0	0	0	6	1	116	1	0	0	1	0	0	0	0	0	2	0	0	0	1	6	0	0
Juvenile	11	1	0	8	6	1	1	0	0	0	0	8	0	0	0	2	0	0	0	2	7	1	0
Total	42	10	0	15	74	284	11	9	0	2	0	8	0	0	0	10	0	2	9	48	35	4	3
Mower (DOC/CPO)																							
Felony	15	2	0	5	123	17	4	18	0	0	0	1	0	0	0	6	3	1	4	25	0	0	5
Gross Misdemeanor	1	0	0	0	2	176	0	5	0	0	3	3	0	0	0	12	0	1	2	14	11	2	1
Misdemeanor	1	0	0	13	0	72	2	0	0	0	0	14	0	0	0	5	0	0	0	10	27	0	0
Juvenile	12	0	0	9	6	5	1	0	0	0	0	29	0	0	0	5	0	0	2	19	3	2	2
Total	29	2	0	27	131	270	7	23	0	0	3	47	0	0	0	28	3	2	8	68	41	4	8

	2008 Year-end Population	2009 Entries	2009 Removals	2009 Year-end Population	Male	Female	White	Black	American Indian	Asian/Pacific Islander	Other Race	Unknown Race	Hispanic	Not Hispanic	Arson	Assault	Assault-Domestic	Burglary	Crime Against Family	Crime Against Justice	Crime Against Government
Murray (DOC)																					
Felony	43	11	18	35	25	10	35	0	0	0	0	0	1	34	0	1	1	3	0	0	0
Gross Misdemeanor	29	15	20	25	17	8	25	0	0	0	0	0	2	23	0	1	0	1	0	1	0
Misdemeanor	12	15	15	12	11	1	11	0	1	0	0	0	1	11	0	0	1	0	0	0	1
Juvenile	12	14	17	9	8	1	9	0	0	0	0	0	0	9	0	0	1	2	0	0	3
Total	96	55	70	81	61	20	80	0	1	0	0	0	4	77	0	2	3	6	0	1	4
Nicollet (DOC/CPO)																					
Felony	202	72	74	202	151	51	179	12	2	1	8	0	13	189	2	29	5	12	0	8	1
Gross Misdemeanor	239	122	147	217	172	45	194	19	1	2	1	0	15	202	0	9	8	2	4	18	5
Misdemeanor	255	136	211	175	138	37	159	12	0	2	2	0	11	164	0	6	9	0	0	6	6
Juvenile	93	75	95	73	60	13	53	8	0	1	11	0	5	68	1	6	2	3	0	0	0
Total	789	405	527	667	521	146	585	51	3	6	22	0	44	623	3	50	24	17	4	32	12
Nobles (CCA)																					
Felony	231	67	85	212	161	51	174	19	6	11	2	0	74	138	1	29	0	16	1	4	0
Gross Misdemeanor	206	87	107	187	163	24	149	26	3	9	0	0	68	119	0	6	3	0	3	9	0
Misdemeanor	316	206	239	283	233	50	228	34	4	17	0	0	109	174	0	13	14	0	0	10	5
Juvenile	98	104	92	110	81	29	85	10	2	13	0	0	41	69	0	9	1	7	0	0	0
Total	851	464	523	792	638	154	636	89	15	50	2	0	292	500	1	57	18	23	4	23	5
Norman (CCA)																					
Felony	53	22	24	51	39	12	48	0	3	0	0	0	4	47	0	6	1	12	0	0	2
Gross Misdemeanor	41	18	24	35	28	7	31	0	3	0	1	0	1	34	0	0	3	0	0	3	0
Misdemeanor	8	3	9	2	1	1	1	0	1	0	0	0	1	1	0	0	0	0	0	0	0
Juvenile	14	12	12	14	13	1	12	0	2	0	0	0	0	14	0	1	0	1	0	0	0
Total	116	55	69	102	81	21	92	0	9	0	1	0	6	96	0	7	4	13	0	3	2
Olmsted (CCA)																					
Felony	1144	398	470	1093	839	254	786	228	6	45	28	0	67	1026	3	106	58	69	6	18	1
Gross Misdemeanor	782	367	435	722	562	160	568	100	4	16	34	0	81	641	1	11	37	2	9	29	3
Misdemeanor	438	411	437	383	315	68	277	49	4	17	36	0	55	328	0	23	75	0	0	9	0
Juvenile	240	238	174	304	226	78	160	89	2	15	38	0	16	288	4	57	20	27	0	4	0
Total	2604	1414	1516	2502	1942	560	1791	466	16	93	136	0	219	2283	8	197	190	98	15	60	4
Otter Tail (DOC/CPO)																					
Felony	432	116	131	419	318	101	377	25	16	1	0	0	7	412	6	20	10	37	4	7	2
Gross Misdemeanor	203	149	185	163	122	41	153	2	8	0	0	0	1	162	0	6	8	1	0	6	2
Misdemeanor	59	154	125	90	69	21	78	4	5	1	2	0	0	90	0	7	23	0	0	5	13
Juvenile	110	143	150	103	69	34	90	7	6	0	0	0	2	101	0	10	1	6	0	3	0
Total	804	562	591	775	578	197	698	38	35	2	2	0	10	765	6	43	42	44	4	21	17
Pennington (DOC)																					
Felony	149	59	50	161	122	39	140	9	12	0	0	0	8	153	1	18	6	13	0	3	0
Gross Misdemeanor	39	33	22	47	40	7	41	4	1	0	1	0	1	46	0	0	1	0	1	1	0
Misdemeanor	4	2	3	3	2	1	2	0	1	0	0	0	1	2	0	1	2	0	0	0	0
Juvenile	32	14	19	27	23	4	25	1	1	0	0	0	1	26	1	4	0	4	0	0	0
Total	224	108	94	238	187	51	208	14	15	0	1	0	11	227	2	23	9	17	1	4	0
Pine (DOC/CPO)																					
Felony	374	153	146	379	275	104	337	12	30	0	0	0	0	379	5	37	1	36	1	6	0
Gross Misdemeanor	419	166	163	429	326	103	356	4	41	2	26	0	3	426	0	7	4	1	2	15	1
Misdemeanor	471	265	416	315	231	84	242	5	37	0	31	0	3	312	0	8	11	0	0	20	10
Juvenile	104	69	84	89	68	21	50	4	16	0	19	0	0	89	0	18	0	8	0	6	0
Total	1368	653	809	1212	900	312	985	25	124	2	76	0	6	1206	5	70	16	45	3	47	11
Pipstone (DOC)																					
Felony	89	28	27	92	71	21	82	3	7	0	0	0	7	85	1	5	3	7	0	2	1
Gross Misdemeanor	57	28	32	52	39	13	36	5	8	3	0	0	7	45	0	2	0	0	0	1	1
Misdemeanor	16	17	13	19	18	1	17	2	0	0	0	0	2	17	0	0	4	0	0	1	2
Juvenile	12	13	16	9	8	1	9	0	0	0	0	0	0	9	0	0	0	0	0	0	4
Total	174	86	88	172	136	36	144	10	15	3	0	0	16	156	1	7	7	7	0	4	8
Polk (CCA)																					
Felony	448	164	169	443	335	108	403	16	21	1	2	0	89	354	5	43	17	37	2	2	0
Gross Misdemeanor	329	148	142	337	268	69	304	8	23	0	2	0	22	315	0	14	6	0	5	6	3
Misdemeanor	7	9	5	9	9	0	8	0	1	0	0	0	0	9	0	1	4	0	0	2	0
Juvenile	84	52	76	60	46	14	51	2	6	0	1	0	17	43	1	9	2	6	0	2	0
Total	868	373	392	849	658	191	766	26	51	1	5	0	128	721	6	67	29	43	7	12	3

	Criminal Sexual Conduct	Crim Vehicle Oper Harm	Crim Vehicle Oper Death	Disturbing Peace	Drugs	DWI	Escape/Flight	Forgery	Gambling	Harassment/Stalking	Homicide	Status/Federal/Misc	Kidnapping	Obscenity	Other Person	Property Damage	Robbery	Sex Related	Stolen Property	Theft	Traffic (exclude DWI)	Vehicle Theft	Weapons
Murray (DOC)																							
Felony	5	0	0	0	14	2	0	2	0	1	0	0	0	0	0	1	0	0	0	4	0	0	1
Gross Misdemeanor	0	0	0	0	0	18	0	0	0	0	0	0	0	0	0	1	0	0	0	1	2	0	0
Misdemeanor	0	0	0	3	1	3	0	0	0	0	0	0	0	0	0	0	0	0	0	2	0	1	0
Juvenile	0	0	0	1	0	0	0	0	0	0	0	0	0	0	0	0	0	0	0	2	0	0	0
Total	5	0	0	4	15	23	0	2	0	1	0	0	0	0	0	2	0	0	0	9	2	1	1
Nicollet (DOC/CPO)																							
Felony	25	0	0	0	61	11	3	9	0	1	0	1	0	0	0	3	1	0	4	21	1	3	1
Gross Misdemeanor	1	2	0	1	0	118	0	4	0	3	0	0	0	0	0	6	0	1	1	14	19	0	1
Misdemeanor	0	0	0	14	1	122	0	0	0	0	0	1	0	0	0	1	0	1	1	3	4	0	0
Juvenile	6	0	0	7	7	1	1	1	0	0	0	10	0	1	0	12	0	0	2	11	0	1	1
Total	32	2	0	22	69	252	4	14	0	4	0	12	0	1	0	22	1	2	8	49	24	4	3
Nobles (CCA)																							
Felony	11	0	0	0	63	17	2	24	0	0	0	0	0	0	0	6	2	0	1	28	1	3	3
Gross Misdemeanor	1	0	0	5	1	120	2	3	0	0	0	0	0	1	0	1	0	0	3	8	21	0	0
Misdemeanor	0	0	0	21	3	94	0	1	0	0	0	3	0	1	0	8	0	0	1	29	79	1	0
Juvenile	5	0	0	9	10	1	3	0	0	0	0	13	0	0	0	6	1	0	0	17	23	1	4
Total	17	0	0	35	77	232	7	28	0	0	0	16	0	2	0	21	3	0	5	82	124	5	7
Norman (CCA)																							
Felony	9	0	0	0	2	2	1	3	0	0	0	0	0	1	0	1	0	1	0	8	1	0	1
Gross Misdemeanor	1	0	0	0	0	27	0	0	0	0	0	0	0	0	0	0	0	0	0	1	0	0	0
Misdemeanor	0	0	0	0	0	2	0	0	0	0	0	0	0	0	0	0	0	0	0	0	0	0	0
Juvenile	2	0	0	1	1	0	0	0	0	0	0	1	0	0	0	3	0	0	0	1	1	2	0
Total	12	0	0	1	3	31	1	3	0	0	0	1	0	1	0	4	0	1	0	10	2	2	1
Olmsted (CCA)																							
Felony	107	8	2	3	352	81	21	38	0	9	2	0	0	0	0	15	24	8	12	127	1	8	14
Gross Misdemeanor	8	1	0	1	1	530	1	5	0	10	0	0	0	5	0	5	0	0	1	26	34	0	2
Misdemeanor	3	0	0	41	2	201	0	0	0	3	0	1	0	2	0	4	0	0	0	12	7	0	0
Juvenile	24	0	0	17	10	1	3	1	0	2	0	61	1	0	0	11	9	0	5	18	6	16	7
Total	142	9	2	62	365	813	25	44	0	24	2	62	1	7	0	35	33	8	18	183	48	24	23
Otter Tail (DOC/CPO)																							
Felony	45	2	1	2	133	31	5	11	0	1	1	0	1	0	0	2	2	0	5	73	0	10	7
Gross Misdemeanor	5	1	0	2	1	67	0	0	0	0	0	0	0	0	0	1	0	0	0	5	56	0	2
Misdemeanor	0	0	0	4	3	16	1	0	0	0	0	3	0	0	0	3	0	0	0	1	11	0	0
Juvenile	8	1	0	6	4	0	0	1	0	0	1	24	0	0	0	8	0	0	1	18	8	2	1
Total	58	4	1	14	141	114	6	12	0	1	2	27	1	0	0	14	2	0	6	97	75	12	10
Pennington (DOC)																							
Felony	14	2	0	2	43	22	3	4	0	0	0	0	0	0	0	1	0	0	0	24	0	1	4
Gross Misdemeanor	2	0	0	0	0	39	0	1	0	0	0	0	0	0	0	0	0	0	0	2	0	0	0
Misdemeanor	0	0	0	0	0	0	0	0	0	0	0	0	0	0	0	0	0	0	0	0	0	0	0
Juvenile	5	0	0	3	2	0	0	0	0	0	1	0	0	0	0	3	0	0	0	2	0	0	2
Total	21	2	0	5	45	61	3	5	0	0	1	0	0	0	0	4	0	0	0	28	0	1	6
Pine (DOC/CPO)																							
Felony	24	2	1	0	143	32	7	11	0	0	0	0	0	0	0	4	0	2	9	41	4	9	4
Gross Misdemeanor	3	2	0	1	0	338	2	0	0	1	0	0	0	0	0	3	0	0	3	11	31	0	4
Misdemeanor	0	0	0	33	0	148	1	0	0	0	0	1	0	0	0	7	0	0	0	22	51	3	0
Juvenile	5	0	0	11	3	0	1	2	0	0	0	6	0	0	0	1	0	0	1	12	10	3	2
Total	32	4	1	45	146	518	11	13	0	1	0	7	0	0	0	15	0	2	13	86	96	15	10
Pipstone (DOC)																							
Felony	9	0	2	0	33	5	2	4	0	1	0	0	0	0	0	1	0	0	2	13	0	1	0
Gross Misdemeanor	0	0	0	0	0	34	1	2	0	0	0	0	0	0	0	1	0	0	1	3	6	0	0
Misdemeanor	0	0	0	1	0	8	0	0	0	0	0	0	0	0	0	0	0	0	0	1	2	0	0
Juvenile	0	0	0	0	0	1	0	0	0	0	0	1	0	0	0	1	0	0	0	2	0	0	0
Total	9	0	2	1	33	48	3	6	0	1	0	1	0	0	0	3	0	0	3	19	8	1	0
Polk (CCA)																							
Felony	33	6	0	7	146	23	15	12	2	0	0	0	2	1	0	7	1	3	5	62	2	4	6
Gross Misdemeanor	1	2	0	6	0	250	0	1	0	0	0	0	0	0	0	2	0	0	0	10	29	0	2
Misdemeanor	0	0	0	0	0	1	0	0	0	0	0	0	0	0	0	0	0	0	0	0	0	0	1
Juvenile	6	0	0	4	4	0	2	0	0	0	0	5	0	0	0	11	0	0	0	8	0	0	0
Total	40	8	0	17	150	274	17	13	2	0	0	5	2	1	0	20	1	3	5	80	31	4	9

	2008 Year-end Population	2009 Entries	2009 Removals	2009 Year-end Population	Male	Female	White	Black	American Indian	Asian/Pacific Islander	Other Race	Unknown Race	Hispanic	Not Hispanic	Arson	Assault	Assault-Domestic	Burglary	Crime Against Family	Crime Against Justice	Crime Against Government
Pope (DOC/CPO)																					
Felony	42	18	20	40	34	6	39	1	0	0	0	0	1	39	0	3	1	1	2	0	0
Gross Misdemeanor	62	26	36	53	42	11	49	0	2	0	2	0	0	53	0	5	1	1	0	1	0
Misdemeanor	62	55	63	53	37	16	49	3	0	0	1	0	3	50	0	8	5	0	0	0	2
Juvenile	30	23	43	10	8	2	10	0	0	0	0	0	0	10	0	1	0	2	0	0	4
Total	196	122	162	156	121	35	147	4	2	0	3	0	4	152	0	17	7	4	2	1	6
Ramsey (CCA)																					
Felony	6081	1614	1837	5942	4519	1423	2819	2486	90	329	218	0	228	5714	27	536	191	360	22	99	1
Gross Misdemeanor	2992	1179	1288	2924	2341	583	1873	679	39	165	168	0	132	2792	0	22	122	8	37	179	6
Misdemeanor	5768	3087	3748	4982	3626	1356	3086	1172	75	414	235	0	255	4727	1	80	314	1	0	207	207
Juvenile	1180	1393	1590	983	712	271	301	510	29	131	12	0	82	901	5	156	20	60	2	44	1
Total	16021	7273	8463	14831	11198	3633	8079	4847	233	1039	633	0	697	14134	33	794	647	429	61	529	215
Red Lake (CCA)																					
Felony	31	13	18	26	18	8	23	1	2	0	0	0	4	22	0	3	2	2	0	0	0
Gross Misdemeanor	22	2	10	14	11	3	11	0	2	0	1	0	1	13	0	0	0	0	0	0	0
Misdemeanor	2	1	3	0	0	0	0	0	0	0	0	0	0	0	0	0	0	0	0	0	0
Juvenile	6	7	11	2	1	1	0	0	2	0	0	0	0	2	0	1	0	0	0	0	0
Total	61	23	42	42	30	12	34	1	6	0	1	0	5	37	0	4	2	2	0	0	0
Redwood (DOC)																					
Felony	138	46	56	132	102	30	91	7	28	4	2	0	7	125	0	14	7	10	1	4	1
Gross Misdemeanor	122	77	72	131	97	34	84	2	43	2	0	0	5	126	1	8	6	0	3	9	4
Misdemeanor	146	94	119	113	79	34	83	3	24	3	0	0	2	111	0	9	15	0	0	5	4
Juvenile	70	42	63	49	31	18	24	4	20	1	0	0	4	45	0	9	2	2	0	3	7
Total	476	259	310	425	309	116	282	16	115	10	2	0	18	407	1	40	30	12	4	21	16
Renville (DOC)																					
Felony	103	39	36	108	88	20	96	3	3	0	6	0	12	96	2	14	4	7	0	2	0
Gross Misdemeanor	57	43	42	57	52	5	55	0	0	0	2	0	3	54	0	1	1	2	1	0	0
Misdemeanor	48	65	42	70	47	23	60	1	2	0	7	0	8	62	0	3	2	0	1	2	0
Juvenile	18	13	16	15	12	3	11	0	1	0	3	0	3	12	0	1	3	3	0	0	0
Total	226	160	136	250	199	51	222	4	6	0	18	0	26	224	2	19	10	12	2	4	0
Rice (CCA)																					
Felony	535	139	185	490	380	110	437	25	3	5	20	0	45	445	2	53	6	32	1	14	0
Gross Misdemeanor	375	180	188	368	297	71	312	12	7	2	35	0	45	323	0	8	6	1	7	17	3
Misdemeanor	195	168	134	227	175	52	182	8	4	2	31	0	36	191	0	20	32	0	0	12	7
Juvenile	134	96	123	107	86	21	93	5	1	1	7	0	38	69	2	22	3	10	0	0	14
Total	1239	583	630	1192	938	254	1024	50	15	10	93	0	164	1028	4	103	47	43	8	43	24
Rock (CCA)																					
Felony	43	14	11	47	38	9	41	4	1	0	1	0	2	45	1	4	0	8	0	0	0
Gross Misdemeanor	49	18	25	42	33	9	36	1	3	2	0	0	2	40	0	1	0	0	1	1	0
Misdemeanor	75	42	47	69	50	19	54	6	2	0	7	0	3	66	0	2	4	0	0	4	1
Juvenile	21	11	19	13	8	5	11	1	1	0	0	0	1	12	0	0	0	2	0	0	0
Total	188	85	102	171	129	42	142	12	7	2	8	0	8	163	1	7	4	10	1	5	1
Roseau (DOC)																					
Felony	113	38	34	120	89	31	103	0	14	3	0	0	2	118	4	9	0	12	0	2	0
Gross Misdemeanor	43	20	13	48	35	13	35	1	11	1	0	0	0	48	0	1	2	0	0	1	2
Misdemeanor	7	9	5	10	8	2	8	0	1	1	0	0	0	10	0	1	4	0	0	0	2
Juvenile	34	44	40	38	19	19	29	1	4	4	0	0	0	38	0	3	1	1	0	1	13
Total	197	111	92	216	151	65	175	2	30	9	0	0	2	214	4	14	7	13	0	4	17
St. Louis (CCA)																					
Felony	1741	610	687	1693	1316	377	1311	202	166	13	1	0	20	1673	7	228	126	135	5	25	2
Gross Misdemeanor	1332	585	628	1305	1026	279	1133	76	90	4	2	0	9	1296	0	45	83	5	11	61	3
Misdemeanor	1155	708	885	933	686	247	784	52	71	0	26	0	9	924	1	54	128	0	0	26	21
Juvenile	451	605	662	394	266	128	246	55	68	2	23	0	5	389	8	71	4	24	0	18	0
Total	4679	2508	2862	4325	3294	1031	3474	385	395	19	52	0	43	4282	16	398	341	164	16	130	26
Scott (CCA)																					
Felony	1015	406	385	1048	791	257	820	110	49	55	14	0	80	968	4	102	40	43	4	23	3
Gross Misdemeanor	1058	480	526	1024	805	219	852	75	44	26	27	0	94	930	0	27	27	2	10	54	5
Misdemeanor	1210	742	890	1038	771	267	854	81	31	42	30	0	104	934	1	55	101	0	0	32	16
Juvenile	156	250	259	147	105	42	97	22	8	7	13	0	22	125	1	13	5	3	0	8	2
Total	3439	1878	2060	3257	2472	785	2623	288	132	130	84	0	300	2957	6	197	173	48	14	117	26

	Criminal Sexual Conduct	Crim Vehicle Oper Harm	Crim Vehicle Oper Death	Disturbing Peace	Drugs	DWI	Escape/Flight	Forgery	Gambling	Harassment/Stalking	Homicide	Status/Federal/Misc	Kidnaping	Obscenity	Other Person	Property Damage	Robbery	Sex Related	Stolen Property	Theft	Traffic (exclude DWI)	Vehicle Theft	Weapons
Pope (DOC/CPO)																							
Felony	0	1	0	0	20	7	1	0	0	0	0	0	1	0	0	1	0	0	0	2	0	0	0
Gross Misdemeanor	1	0	0	0	0	40	0	0	0	0	0	0	0	0	0	1	0	0	0	1	2	0	0
Misdemeanor	0	0	0	8	0	22	0	0	0	0	0	0	0	0	0	3	0	0	0	2	3	0	0
Juvenile	1	0	0	0	1	1	0	0	0	0	0	0	0	0	0	0	0	0	0	0	0	0	0
Total	2	1	0	8	21	70	1	0	0	0	0	0	1	0	0	5	0	0	0	5	5	0	0
Ramsey (CCA)																							
Felony	325	17	13	8	1910	208	110	486	0	12	6	81	21	0	0	108	155	89	91	812	5	151	98
Gross Misdemeanor	25	20	0	17	0	2161	6	34	0	0	0	28	0	0	0	47	0	49	14	75	46	0	27
Misdemeanor	2	0	0	405	13	2257	1	0	0	0	0	70	1	0	0	78	0	101	10	322	900	5	6
Juvenile	41	0	0	96	30	4	9	1	0	7	3	242	1	0	0	32	63	7	10	83	4	18	42
Total	393	37	13	526	1953	4630	126	521	0	19	9	421	23	0	0	265	218	246	125	1292	955	174	173
Red Lake (CCA)																							
Felony	2	0	1	0	6	4	1	0	0	0	0	0	0	0	0	0	0	0	0	5	0	0	0
Gross Misdemeanor	0	0	0	1	0	12	0	1	0	0	0	0	0	0	0	0	0	0	0	0	0	0	0
Misdemeanor	0	0	0	0	0	0	0	0	0	0	0	0	0	0	0	0	0	0	0	0	0	0	0
Juvenile	0	0	0	0	0	0	0	0	0	0	0	1	0	0	0	0	0	0	0	0	0	0	0
Total	2	0	1	1	6	16	1	1	0	0	0	1	0	0	0	0	0	0	0	5	0	0	0
Redwood (DOC)																							
Felony	5	3	0	0	39	8	4	3	0	2	0	0	0	0	0	6	1	1	1	16	0	5	1
Gross Misdemeanor	4	1	0	0	0	69	1	1	0	1	0	0	0	0	0	6	0	0	0	9	7	0	1
Misdemeanor	0	0	0	13	1	52	2	0	0	0	0	0	0	0	0	4	0	0	0	4	4	0	0
Juvenile	4	0	0	1	0	0	0	0	0	0	0	2	0	1	0	6	0	0	1	10	0	0	1
Total	13	4	0	14	40	129	7	4	0	3	0	2	0	1	0	22	1	1	2	39	11	5	3
Renville (DOC)																							
Felony	12	1	1	1	30	7	2	3	0	1	0	0	0	0	0	2	0	0	5	11	0	1	2
Gross Misdemeanor	1	0	0	0	0	42	1	0	0	0	0	0	0	0	0	0	0	0	2	3	2	1	0
Misdemeanor	0	0	0	9	0	46	0	0	0	0	0	1	0	0	0	1	0	0	0	0	5	0	0
Juvenile	1	0	0	1	0	3	0	0	0	0	0	0	0	0	0	1	0	0	0	2	0	0	0
Total	14	1	1	11	30	98	3	3	0	1	0	1	0	0	0	4	0	0	7	16	7	2	2
Rice (CCA)																							
Felony	41	8	2	0	178	35	5	17	0	3	0	1	3	0	0	4	4	0	9	64	0	5	3
Gross Misdemeanor	3	9	0	0	0	250	1	5	0	10	0	1	0	0	0	5	0	0	1	16	21	1	3
Misdemeanor	0	0	0	38	0	52	2	1	1	0	0	2	0	0	0	7	0	1	1	16	33	1	1
Juvenile	11	1	0	5	8	1	0	1	0	0	0	1	0	0	0	7	0	0	3	6	4	2	6
Total	55	18	2	43	186	338	8	24	1	13	0	5	3	0	0	23	4	1	14	102	58	9	13
Rock (CCA)																							
Felony	5	1	0	0	7	6	3	1	0	0	0	0	0	0	0	0	0	2	1	7	0	0	1
Gross Misdemeanor	0	0	0	1	0	33	0	0	0	0	0	0	0	0	0	0	0	0	0	4	1	0	0
Misdemeanor	0	0	0	8	0	24	1	0	0	0	0	1	0	0	0	0	0	0	0	5	17	1	1
Juvenile	1	0	0	1	0	0	0	0	0	0	0	6	0	0	0	1	0	0	0	0	2	0	0
Total	6	1	0	10	7	63	4	1	0	0	0	7	0	0	0	1	0	2	1	16	20	1	2
Roseau (DOC)																							
Felony	12	1	0	0	31	14	5	3	1	0	0	0	0	0	0	4	0	0	4	14	0	2	2
Gross Misdemeanor	0	1	0	1	0	38	0	0	0	1	0	0	0	0	0	0	0	0	0	1	0	0	0
Misdemeanor	0	0	0	0	0	1	0	0	0	0	0	0	0	0	0	1	0	0	0	0	0	0	1
Juvenile	4	0	0	0	1	0	0	0	0	0	0	10	0	0	0	1	0	0	1	2	0	0	0
Total	16	2	0	1	32	53	5	3	1	1	0	10	0	0	0	6	0	0	5	17	0	2	3
St. Louis (CCA)																							
Felony	107	0	0	21	450	168	39	47	2	0	2	1	5	7	0	30	27	2	15	172	22	26	22
Gross Misdemeanor	8	0	0	20	2	951	7	5	2	0	0	2	0	0	0	9	0	2	5	32	49	1	2
Misdemeanor	0	0	0	112	3	480	2	0	1	0	0	2	0	1	0	2	0	0	2	36	60	1	1
Juvenile	19	0	0	29	13	4	7	2	0	0	0	93	2	0	0	15	12	0	3	42	11	10	7
Total	134	0	0	182	468	1603	55	54	5	0	2	98	7	8	0	56	39	4	25	282	142	38	32
Scott (CCA)																							
Felony	51	0	0	1	407	74	24	50	1	0	3	1	3	1	0	14	7	1	17	153	5	8	11
Gross Misdemeanor	10	0	0	1	1	746	3	9	1	6	0	0	0	2	0	16	0	1	5	59	36	0	3
Misdemeanor	1	0	0	52	9	555	2	0	0	2	0	65	0	3	0	9	0	0	4	28	99	2	2
Juvenile	7	0	0	18	16	0	1	0	0	0	0	26	0	1	0	8	2	0	4	17	9	1	5
Total	69	0	0	72	433	1375	30	59	2	8	3	92	3	7	0	47	9	2	30	257	149	11	21

	2008 Year-end Population	2009 Entries	2009 Removals	2009 Year-end Population	Male	Female	White	Black	American Indian	Asian/Pacific Islander	Other Race	Unknown Race	Hispanic	Not Hispanic	Arson	Assault	Assault-Domestic	Burglary	Crime Against Family	Crime Against Justice	Crime Against Government
Sherburne (DOC/CPO)																					
Felony	495	170	178	488	384	104	444	31	6	3	4	0	1	487	1	55	14	36	0	4	0
Gross Misdemeanor	747	388	278	868	682	186	805	22	11	7	23	0	13	855	0	20	10	2	2	30	2
Misdemeanor	773	643	542	862	629	233	767	38	9	5	43	0	20	842	0	36	39	0	1	27	16
Juvenile	226	377	399	204	160	44	191	5	1	2	5	0	2	202	3	23	4	8	0	2	1
Total	2241	1578	1397	2422	1855	567	2207	96	27	17	75	0	36	2386	4	134	67	46	3	63	19
Sibley (DOC)																					
Felony	118	35	44	111	81	30	109	1	0	1	0	0	21	90	2	14	2	10	0	2	0
Gross Misdemeanor	88	41	45	84	77	7	83	0	0	0	1	0	10	74	0	0	3	0	0	9	0
Misdemeanor	39	21	30	28	21	7	28	0	0	0	0	0	8	20	0	5	3	0	0	1	2
Juvenile	32	58	51	39	30	9	39	0	0	0	0	0	16	23	0	5	1	9	0	1	1
Total	277	155	170	262	209	53	259	1	0	1	1	0	55	207	2	24	9	19	0	13	3
Stearns (CCA)																					
Felony	1126	448	530	1078	786	292	820	200	18	16	24	0	51	1027	2	133	63	70	4	31	1
Gross Misdemeanor	767	528	564	739	584	155	615	61	19	8	36	0	31	708	1	28	31	5	1	31	5
Misdemeanor	1242	1166	1381	985	734	251	807	92	18	21	47	0	43	942	0	51	116	0	2	52	60
Juvenile	336	401	432	305	236	69	179	60	5	9	52	0	4	301	0	51	19	19	0	4	1
Total	3471	2543	2907	3107	2340	767	2421	413	60	54	159	0	129	2978	3	263	229	94	7	118	67
Steele (DOC/CPO)																					
Felony	236	101	87	250	200	50	223	18	5	1	3	0	30	220	2	28	9	21	1	5	0
Gross Misdemeanor	370	165	168	380	309	71	123	3	1	0	253	0	8	372	0	22	0	0	2	20	12
Misdemeanor	436	229	362	291	208	83	41	1	0	1	248	0	6	285	0	30	0	0	0	15	1
Juvenile	88	126	146	68	47	21	17	2	0	0	49	0	2	66	0	11	0	0	0	1	2
Total	1130	621	763	989	764	225	404	24	6	2	553	0	46	943	2	91	9	21	3	41	15
Stevens (DOC/CPO)																					
Felony	32	17	18	31	22	9	21	3	6	0	1	0	3	28	0	4	0	1	1	1	0
Gross Misdemeanor	30	14	12	32	27	5	3	0	0	0	29	0	0	32	0	3	0	0	0	0	0
Misdemeanor	40	32	36	36	29	7	9	0	0	0	27	0	0	36	0	10	0	0	0	0	1
Juvenile	32	10	27	15	11	4	4	0	0	0	11	0	0	15	0	2	0	0	0	0	8
Total	134	73	93	114	89	25	37	3	6	0	68	0	3	111	0	19	0	1	1	1	9
Swift (CCA)																					
Felony	37	28	17	48	34	14	39	0	0	1	8	0	2	46	0	5	0	3	0	2	0
Gross Misdemeanor	49	29	25	55	49	6	49	2	3	0	1	0	2	53	0	2	0	0	0	2	1
Misdemeanor	65	57	75	45	37	8	33	3	2	0	7	0	2	43	0	7	0	0	0	2	2
Juvenile	24	33	37	20	17	3	18	2	0	0	0	0	1	19	0	9	0	1	0	0	0
Total	175	147	154	168	137	31	139	7	5	1	16	0	7	161	0	23	0	4	0	6	3
Todd (CCA)																					
Felony	190	76	80	190	153	37	177	3	5	1	4	0	12	178	2	17	4	18	0	5	0
Gross Misdemeanor	149	69	86	129	103	26	126	1	0	0	2	0	13	116	0	6	0	1	2	4	0
Misdemeanor	40	31	42	28	22	6	26	1	1	0	0	0	0	28	0	14	0	0	0	1	0
Juvenile	35	34	37	32	27	5	31	0	1	0	0	0	2	30	0	4	0	1	0	1	0
Total	414	210	245	379	305	74	360	5	7	1	6	0	27	352	2	41	4	20	2	11	0
Traverse (DOC/CPO)																					
Felony	17	11	11	17	14	3	11	1	5	0	0	0	2	15	0	1	1	3	0	0	0
Gross Misdemeanor	15	5	10	11	10	1	1	0	1	0	9	0	0	11	0	1	0	0	0	0	0
Misdemeanor	23	9	19	12	11	1	3	1	0	0	8	0	0	12	0	4	0	0	0	0	0
Juvenile	26	4	21	9	8	1	1	0	1	0	7	0	0	9	0	1	0	1	0	0	4
Total	81	29	61	49	43	6	16	2	7	0	24	0	2	47	0	7	1	4	0	0	4
Wabasha (DOC/CPO)																					
Felony	137	56	49	146	125	21	134	2	0	1	9	0	3	143	1	11	9	8	4	1	0
Gross Misdemeanor	146	98	95	154	130	24	146	5	0	1	2	0	11	143	0	2	7	0	2	9	1
Misdemeanor	172	131	147	149	113	36	144	1	0	1	3	0	6	143	0	11	6	0	0	4	5
Juvenile	34	45	36	43	34	9	43	0	0	0	0	0	2	41	0	3	1	1	0	1	2
Total	489	330	327	492	402	90	467	8	0	3	14	0	22	470	1	27	23	9	6	15	8
Wadena (CCA)																					
Felony	174	75	77	173	145	28	145	15	9	1	3	0	1	172	3	32	1	15	1	7	0
Gross Misdemeanor	139	48	79	109	90	19	101	2	2	0	4	0	1	108	0	6	0	0	1	2	2
Misdemeanor	57	58	54	59	41	18	51	3	2	0	3	0	0	59	0	13	0	0	0	0	4
Juvenile	43	38	35	46	35	11	40	0	2	0	4	0	2	44	0	10	0	5	0	1	1
Total	413	219	245	387	311	76	337	20	15	1	14	0	4	383	3	61	1	20	2	10	7

	Criminal Sexual Conduct	Crim Vehicle Oper Harm	Crim Vehicle Oper Death	Disturbing Peace	Drugs	DWI	Escape/Flight	Forgery	Gambling	Harassment/Stalking	Homicide	Status/Federal/Misc	Kidnapping	Obscenity	Other Person	Property Damage	Robbery	Sex Related	Stolen Property	Theft	Traffic (exclude DWI)	Vehicle Theft	Weapons
Sherburne (DOC/CPO)																							
Felony	34	2	1	0	171	29	15	23	0	1	1	0	0	0	0	7	2	3	10	61	5	6	7
Gross Misdemeanor	8	6	0	4	0	676	2	1	0	0	0	2	0	0	0	16	0	0	6	38	39	1	3
Misdemeanor	0	0	0	95	2	458	1	0	0	0	0	0	0	1	0	7	0	0	1	41	132	2	3
Juvenile	5	0	0	24	7	1	0	0	0	0	0	49	0	1	0	3	0	0	4	23	35	3	8
Total	47	8	1	123	180	1164	18	24	0	1	1	51	0	2	0	33	2	3	21	163	211	12	21
Sibley (DOC)																							
Felony	9	0	0	0	34	7	7	2	0	0	0	1	0	0	0	2	0	0	2	14	2	1	0
Gross Misdemeanor	2	1	0	0	0	60	0	0	0	1	0	0	0	0	0	3	0	0	1	2	2	0	0
Misdemeanor	0	0	0	3	0	9	0	0	0	0	0	0	0	1	0	0	0	0	0	1	3	0	0
Juvenile	1	0	0	6	5	1	1	0	0	0	0	2	0	0	0	2	0	0	0	4	0	0	0
Total	12	1	0	9	39	77	8	2	0	1	0	3	0	1	0	7	0	0	3	21	7	1	0
Stearns (CCA)																							
Felony	94	9	4	3	295	55	19	55	0	0	1	0	0	5	0	9	13	5	22	172	0	5	8
Gross Misdemeanor	17	14	0	7	0	510	2	10	0	0	0	0	0	3	0	7	0	2	6	21	31	1	6
Misdemeanor	2	0	0	137	10	409	13	0	0	0	0	0	0	4	0	22	0	0	0	32	70	3	2
Juvenile	26	0	0	28	24	7	3	0	0	0	0	24	0	2	0	19	8	0	4	50	9	3	4
Total	139	23	4	175	329	981	37	65	0	0	1	24	0	14	0	57	21	7	32	275	110	12	20
Steele (DOC/CPO)																							
Felony	11	1	0	2	82	30	5	9	0	3	0	1	0	0	0	5	5	1	3	21	0	3	2
Gross Misdemeanor	4	0	0	0	0	250	2	2	0	0	0	0	0	0	0	3	0	0	2	20	39	0	2
Misdemeanor	0	0	0	39	3	115	1	0	0	0	0	0	0	0	0	2	0	0	2	47	31	0	3
Juvenile	7	0	0	6	3	0	0	0	0	0	0	16	0	0	0	2	2	2	0	10	3	2	1
Total	22	1	0	47	88	395	8	11	0	3	0	17	0	0	0	12	7	3	7	98	73	5	8
Stevens (DOC/CPO)																							
Felony	1	0	0	0	18	2	1	0	0	0	0	0	0	0	0	0	0	0	0	2	0	0	0
Gross Misdemeanor	0	0	0	0	0	24	0	0	0	0	0	3	0	0	0	1	0	0	0	0	1	0	0
Misdemeanor	0	0	0	0	0	20	0	0	0	1	0	3	0	0	0	0	0	1	0	0	0	0	0
Juvenile	0	0	0	0	0	0	0	0	0	0	0	3	0	0	0	0	0	0	0	2	0	0	0
Total	1	0	0	0	18	46	1	0	0	1	0	9	0	0	0	1	0	1	0	4	1	0	0
Swift (CCA)																							
Felony	10	0	0	0	11	0	0	0	0	0	0	0	1	0	0	2	0	0	2	8	3	0	1
Gross Misdemeanor	0	0	0	0	0	34	1	1	0	0	0	0	0	0	0	3	0	0	1	1	8	0	1
Misdemeanor	0	0	0	13	1	4	0	0	0	0	0	0	0	0	0	1	0	0	0	3	12	0	0
Juvenile	0	0	0	3	0	0	0	0	0	0	0	2	0	0	0	2	0	0	0	2	1	0	0
Total	10	0	0	16	12	38	1	1	0	0	0	2	1	0	0	8	0	0	3	14	24	0	2
Todd (CCA)																							
Felony	13	0	0	1	50	17	4	3	0	0	4	0	2	0	0	2	2	4	5	35	0	0	3
Gross Misdemeanor	0	0	0	0	0	103	0	0	0	0	0	0	0	0	0	1	0	0	0	2	10	0	0
Misdemeanor	0	0	0	2	0	11	0	0	0	0	0	0	0	0	0	0	0	0	0	0	0	0	0
Juvenile	6	0	0	2	1	0	0	0	0	0	0	6	0	0	0	3	0	0	0	6	0	2	0
Total	19	0	0	5	51	131	4	3	0	0	4	6	2	0	0	6	2	4	5	43	10	2	3
Traverse (DOC/CPO)																							
Felony	2	0	0	1	5	2	0	0	0	0	0	0	0	0	0	0	0	0	1	1	0	0	0
Gross Misdemeanor	0	0	0	0	0	7	0	0	0	0	0	0	0	0	0	0	0	0	1	2	0	0	0
Misdemeanor	0	0	0	0	0	7	0	0	0	0	0	0	0	0	0	0	0	0	0	0	1	0	0
Juvenile	0	0	0	0	0	0	0	0	0	0	0	1	0	0	0	0	0	1	0	0	0	1	0
Total	2	0	0	1	5	16	0	0	0	0	0	1	0	0	0	0	0	1	2	3	1	1	0
Wabasha (DOC/CPO)																							
Felony	17	0	1	0	51	12	4	3	0	4	0	1	0	1	0	0	0	0	1	13	2	1	1
Gross Misdemeanor	0	0	0	0	0	107	0	1	0	1	0	0	0	0	0	0	0	2	1	11	9	0	1
Misdemeanor	0	0	0	7	3	98	0	0	0	1	0	0	0	0	0	2	0	0	0	4	6	0	2
Juvenile	1	0	0	1	4	1	0	0	0	1	0	6	0	0	0	7	0	3	0	5	2	0	4
Total	18	0	1	8	58	218	4	4	0	7	0	7	0	1	0	9	0	5	2	33	19	1	8
Wadena (CCA)																							
Felony	25	0	0	0	42	1	3	2	0	0	1	0	1	0	0	5	0	1	5	22	1	3	2
Gross Misdemeanor	2	0	0	0	0	78	1	0	0	0	0	0	0	0	0	5	0	1	0	3	8	0	0
Misdemeanor	0	0	0	3	0	37	0	0	0	0	0	0	0	0	0	0	0	0	0	2	0	0	0
Juvenile	7	0	0	0	4	0	0	0	0	0	0	7	0	0	0	5	0	1	0	4	0	1	0
Total	34	0	0	3	46	116	4	2	0	0	1	7	1	0	0	15	0	3	5	31	9	4	2

	2008 Year-end Population	2009 Entries	2009 Removals	2009 Year-end Population	Male	Female	White	Black	American Indian	Asian/Pacific Islander	Other Race	Unknown Race	Hispanic	Not Hispanic	Arson	Assault	Assault-Domestic	Burglary	Crime Against Family	Crime Against Justice	Crime Against Government
Waseca (DOC/CPO)																					
Felony	45	41	22	65	54	11	59	6	0	0	0	0	3	62	0	11	1	4	1	3	0
Gross Misdemeanor	148	53	63	141	112	29	41	0	0	0	100	0	1	140	0	6	5	0	0	9	6
Misdemeanor	215	153	166	198	146	52	43	2	0	0	153	0	0	198	0	6	16	0	0	8	21
Juvenile	55	53	64	44	34	10	2	0	0	0	42	0	0	44	0	3	1	5	0	1	5
Total	463	300	315	448	346	102	145	8	0	0	295	0	4	444	0	26	23	9	1	21	32
Washington (CCA)																					
Felony	1489	522	592	1429	1081	348	1188	161	29	46	5	0	46	1383	8	147	0	88	4	27	5
Gross Misdemeanor	1401	444	643	1226	983	243	1069	82	13	28	34	0	37	1189	0	33	0	10	8	46	9
Misdemeanor	2295	1253	1382	2132	1558	574	1727	140	31	90	144	0	94	2038	0	128	0	1	0	40	41
Juvenile	219	345	330	234	179	55	178	33	1	13	9	0	18	216	0	38	0	8	0	6	0
Total	5404	2564	2947	5021	3801	1220	4162	416	74	177	192	0	195	4826	8	346	0	107	12	119	55
Watonwan (DOC)																					
Felony	128	41	41	129	105	24	121	5	1	2	0	0	21	108	0	10	5	13	0	1	0
Gross Misdemeanor	95	45	51	87	69	18	85	1	1	0	0	0	28	59	0	4	3	0	2	7	4
Misdemeanor	79	42	66	56	42	14	54	2	0	0	0	0	21	35	0	7	9	0	0	2	0
Juvenile	46	33	39	40	30	10	37	0	2	0	1	0	25	15	1	11	3	2	1	1	1
Total	348	161	197	312	246	66	297	8	4	2	1	0	95	217	1	32	20	15	3	11	5
Wilkin (DOC/CPO)																					
Felony	21	13	12	22	18	4	19	1	2	0	0	0	1	21	0	0	0	4	0	0	0
Gross Misdemeanor	39	26	22	45	39	6	3	0	0	0	42	0	0	45	0	2	0	0	0	0	0
Misdemeanor	28	19	28	17	14	3	2	0	0	0	15	0	0	17	0	2	0	0	0	0	0
Juvenile	34	20	32	22	14	8	3	0	0	0	19	0	0	22	0	1	0	0	0	0	6
Total	122	78	94	106	85	21	27	1	2	0	76	0	1	105	0	5	0	4	0	0	6
Winona (DOC)																					
Felony	291	110	98	303	242	61	260	32	4	3	4	0	5	298	0	32	16	19	0	9	0
Gross Misdemeanor	209	118	114	215	179	36	198	11	1	1	4	0	8	207	0	10	3	0	1	5	4
Misdemeanor	303	251	260	292	225	67	260	12	0	8	12	0	16	276	0	11	14	0	0	11	20
Juvenile	133	124	130	127	93	34	104	15	0	6	2	0	4	123	3	25	4	14	0	3	17
Total	936	603	602	937	739	198	822	70	5	18	22	0	33	904	3	78	37	33	1	28	41
Wright (DOC/CPO)																					
Felony	815	261	287	793	596	197	726	56	6	4	1	0	9	784	2	72	41	45	7	9	2
Gross Misdemeanor	1133	366	470	1048	831	217	992	24	15	9	8	0	34	1014	0	28	32	5	9	40	13
Misdemeanor	991	656	702	922	658	264	842	49	11	6	14	0	43	879	0	43	103	0	0	42	69
Juvenile	279	312	325	266	205	61	231	14	2	5	14	0	7	259	2	15	3	5	4	4	9
Total	3218	1595	1784	3029	2290	739	2791	143	34	24	37	0	93	2936	4	158	179	55	20	95	93
Yellow Medicine (CCA)																					
Felony	62	28	31	59	40	19	41	1	7	0	10	0	2	57	0	3	0	5	1	1	1
Gross Misdemeanor	58	35	48	46	37	9	41	0	4	0	1	0	0	46	0	3	0	0	0	2	0
Misdemeanor	61	63	63	60	48	12	48	3	8	0	1	0	0	60	0	7	0	0	0	3	2
Juvenile	12	17	21	8	5	3	6	0	0	0	2	0	0	8	0	1	0	2	0	0	0
Total	193	143	163	173	130	43	136	4	19	0	14	0	2	171	0	14	0	7	1	6	3

	Criminal Sexual Conduct	CrIm Vehicle Oper Harm	CrIm vehicle Oper Death	Disturbing Peace	Drugs	DWI	Escape/Flight	Forgery	Gambling	Harassment/Stalking	Homicide	Status/Federal/Misc	Kidnaping	Obscenity	Other Person	Property Damage	Robbery	Sex Related	Stolen Property	Theft	Traffic (exclude DWI)	Vehicle Theft	Weapons
Waseca (DOC/CPO)																							
Felony	3	0	0	0	20	6	0	1	0	1	0	1	1	0	0	1	0	1	1	7	0	1	1
Gross Misdemeanor	1	0	0	1	0	93	0	0	0	0	0	0	0	0	0	2	0	1	0	12	3	1	1
Misdemeanor	0	0	0	19	0	50	0	1	0	0	0	0	0	1	0	7	0	0	0	14	52	3	0
Juvenile	0	0	0	6	3	0	0	0	0	0	0	3	0	1	0	0	0	2	1	6	5	2	0
Total	4	0	0	26	23	149	0	2	0	1	0	4	1	2	0	10	0	4	2	39	60	7	2
Washington (CCA)																							
Felony	91	0	0	4	506	117	25	74	2	0	2	0	6	1	0	26	8	11	15	206	0	36	20
Gross Misdemeanor	11	0	0	5	3	1006	5	2	0	0	0	0	0	1	0	7	1	3	3	32	36	0	5
Misdemeanor	0	0	0	189	7	1273	0	3	0	0	0	2	0	5	0	27	0	1	3	169	241	2	0
Juvenile	7	0	0	23	23	3	5	3	0	0	1	41	0	0	0	22	2	0	5	33	1	4	9
Total	109	0	0	221	539	2399	35	82	2	0	3	43	6	7	0	82	11	15	26	440	278	42	34
Watsonwan (DOC)																							
Felony	22	0	0	0	26	11	2	6	0	1	0	0	1	0	0	1	0	1	2	24	0	2	1
Gross Misdemeanor	1	0	0	0	0	49	0	1	0	1	0	0	0	0	0	1	0	0	0	6	7	0	1
Misdemeanor	0	0	0	4	0	29	1	0	0	0	0	0	0	0	0	0	0	0	0	1	3	0	0
Juvenile	1	0	0	3	1	2	0	0	0	0	0	0	0	0	0	5	0	0	0	7	1	0	0
Total	24	0	0	7	27	91	3	7	0	2	0	0	1	0	0	7	0	1	2	38	11	2	2
Wilkin (DOC/CPO)																							
Felony	1	1	0	0	8	3	0	1	0	1	0	0	0	0	0	0	0	0	0	3	0	0	0
Gross Misdemeanor	0	0	0	0	0	42	0	0	0	0	0	0	0	0	0	0	0	0	0	1	0	0	0
Misdemeanor	0	0	0	0	0	14	0	0	0	0	0	0	0	0	0	0	0	0	0	0	0	0	1
Juvenile	0	0	0	0	0	0	0	0	0	0	0	6	0	0	0	1	0	4	0	3	1	0	0
Total	1	1	0	0	8	59	0	1	0	1	0	6	0	0	0	1	0	4	0	7	1	0	1
Winona (DOC)																							
Felony	35	0	1	1	97	31	4	6	0	3	0	4	1	0	0	5	1	1	0	25	0	5	7
Gross Misdemeanor	2	3	0	1	0	143	0	8	0	3	0	0	0	0	0	2	0	1	0	16	12	0	1
Misdemeanor	0	0	0	13	2	178	0	0	0	0	0	2	0	1	0	1	0	0	0	7	31	1	0
Juvenile	0	0	0	5	9	1	2	1	0	3	0	4	1	0	0	7	1	4	1	12	7	0	3
Total	37	3	1	20	108	353	6	15	0	9	0	10	2	1	0	15	2	6	1	60	50	6	11
Wright (DOC/CPO)																							
Felony	57	2	0	2	303	51	21	37	0	2	1	1	0	0	0	8	4	1	19	88	3	11	4
Gross Misdemeanor	5	21	0	10	0	790	3	13	0	0	0	0	0	1	0	13	0	0	10	40	12	0	3
Misdemeanor	0	0	0	71	4	379	0	0	0	0	0	1	0	1	0	12	0	0	0	44	151	1	1
Juvenile	35	1	0	15	39	0	1	0	0	0	0	40	0	2	0	22	2	2	7	37	12	4	5
Total	97	24	0	98	346	1220	25	50	0	2	1	42	0	4	0	55	6	3	36	209	178	16	13
Yellow Medicine (CCA)																							
Felony	5	0	0	0	24	0	3	5	0	0	1	0	0	0	0	0	0	0	0	6	2	2	1
Gross Misdemeanor	1	0	0	1	0	34	0	3	0	0	0	0	0	0	0	1	0	0	0	1	0	0	0
Misdemeanor	0	0	0	4	0	2	0	0	0	0	0	1	0	0	0	0	0	0	0	3	38	0	0
Juvenile	0	0	0	0	1	0	0	0	0	0	0	0	0	0	0	1	0	0	0	1	2	0	0
Total	6	0	0	5	25	36	3	8	0	0	1	1	0	0	0	2	0	0	0	11	42	2	1

	2008 Year-end Population	2009 Entries	2009 Removals	2009 Year-end Population	Male	Female	White	Black	American Indian	Asian/Pacific Islander	Other Race	Unknown Race	Hispanic	Not Hispanic	Arson	Assault	Assault-Domestic	Burglary	Crime Against Family	Crime Against Justice	Crime Against Government
CCA Agencies																					
Felony	32735	11842	12384	32543	25196	7347	20543	9054	990	968	988	0	1747	30796	134	3055	1371	2142	99	501	57
Gross Misdemeanor	26796	11494	12459	26020	20396	5624	19755	3534	746	598	1387	0	1445	24575	5	419	729	62	192	827	139
Misdemeanor	34220	30595	33736	30540	22429	8111	17716	5217	694	937	5976	0	1609	28931	4	974	2241	3	11	784	637
Juvenile	8424	8963	10100	7287	5332	1955	3559	2543	328	309	548	0	660	6627	50	978	234	463	4	202	109
Total	102175	62894	68679	96390	73353	23037	61573	20348	2758	2812	8899	0	5461	90929	193	5426	4575	2670	306	2314	942
CPO Agencies																					
Felony	0	0	0	0	0	0	0	0	0	0	0	0	0	0	0	0	0	0	0	0	0
Gross Misdemeanor	8050	3587	3911	7862	6253	1609	6011	188	491	40	1132	0	234	7628	3	286	180	37	73	302	103
Misdemeanor	8731	5612	6807	7388	5487	1901	4852	212	269	52	2003	0	273	7115	0	416	557	1	9	307	278
Juvenile	2623	2782	3113	2292	1684	608	1468	97	196	15	516	0	115	2177	17	258	48	137	5	54	83
Total	19404	11981	13831	17542	13424	4118	12331	497	956	107	3651	0	622	16920	20	960	785	175	87	663	464
DOC Agencies																					
Felony	11748	4122	4130	11810	9120	2690	9867	550	1196	95	102	0	533	11277	81	1176	358	936	83	220	16
Gross Misdemeanor	2950	1466	1537	2906	2346	560	2421	106	298	27	54	0	158	2748	1	90	119	12	39	127	53
Misdemeanor	2733	1783	2057	2377	1762	615	1939	110	129	30	169	0	171	2206	0	139	292	1	4	71	124
Juvenile	1652	1456	1662	1446	1040	406	1092	68	189	21	76	0	163	1283	14	187	53	137	2	52	196
Total	19083	8827	9386	18539	14268	4271	15319	834	1812	173	401	0	1025	17514	96	1592	822	1086	128	470	389
7-County Metro																					
Felony	24571	8836	9050	24580	19042	5538	14064	8237	611	864	804	0	1076	23504	89	2187	1051	1496	81	338	44
Gross Misdemeanor	20363	8571	9156	19910	15516	4394	14483	3204	439	546	1238	0	1046	18864	1	257	541	40	152	621	96
Misdemeanor	28809	26557	29157	25854	18859	6995	13713	4930	491	877	5843	0	1217	24637	3	715	1790	4	9	650	503
Juvenile	6166	6688	7568	5286	3848	1438	2213	2317	199	270	287	0	478	4808	33	653	172	305	4	160	61
Total	79909	50652	54931	75630	57265	18365	44473	18688	1740	2557	8172	0	3817	71813	126	3812	3554	1845	246	1769	704
Non-Metro Counties																					
Felony	19912	7128	7464	19773	15274	4499	16346	1367	1575	199	286	0	1204	18569	126	2044	678	1582	101	383	29
Gross Misdemeanor	17433	7976	8751	16878	13479	3399	13704	624	1096	119	1335	0	791	16087	8	538	487	71	152	635	199
Misdemeanor	16875	11433	13443	14451	10819	3632	10794	609	601	142	2305	0	836	13615	1	814	1300	1	15	512	536
Juvenile	6533	6513	7307	5739	4208	1531	3906	391	514	75	853	0	460	5279	48	770	163	432	7	148	327
Total	60753	33050	36965	56841	43780	13061	44750	2991	3786	535	4779	0	3291	53550	183	4166	2628	2086	275	1678	1091
Minnesota (Statewide)																					
Felony	44483	15964	16514	44353	34316	10037	30410	9604	2186	1063	1090	0	2280	42073	215	4231	1729	3078	182	721	73
Gross Misdemeanor	37796	16547	17907	36788	28995	7793	28187	3828	1535	665	2573	0	1837	34951	9	795	1028	111	304	1256	295
Misdemeanor	45684	37990	42600	40305	29678	10627	24507	5539	1092	1019	8148	0	2053	38252	4	1529	3090	5	24	1162	1039
Juvenile	12699	13201	14875	11025	8056	2969	6119	2708	713	345	1140	0	938	10087	81	1423	335	737	11	308	388
Total	140662	83702	91896	132471	101045	31426	89223	21679	5526	3092	12951	0	7108	125363	309	7978	6182	3931	521	3447	1795

	Criminal Sexual Conduct	Crim Vehicle Oper Harm	Crim vehicle Oper Death	Disturbing Peace	Drugs	DWI	Escape/Flight	Forgery	Gambling	Harassment/Stalking	Homicide	Status/Federal/Misc	Kidnapping	Obscenity	Other Person	Property Damage	Robbery	Sex Related	Stolen Property	Theft	Traffic (exclude DWI)	Vehicle Theft	Weapons
CCA Agencies																							
Felony	2346	122	49	91	10050	2005	681	1711	11	67	69	99	102	91	6	477	789	190	513	4592	81	580	465
Gross Misdemeanor	145	127	0	214	21	20188	67	149	4	65	2	36	2	27	18	248	4	191	87	789	1095	13	154
Misdemeanor	26	1	1	2236	201	13274	87	13	4	27	0	183	1	298	1897	501	0	173	98	1924	4822	54	60
Juvenile	421	2	2	622	341	72	94	34	0	16	12	1144	9	11	0	419	300	16	139	913	220	174	283
Total	2938	252	52	3163	10613	35539	929	1907	19	175	83	1462	114	427	1921	1645	1093	570	837	8218	6218	821	962
CPO Agencies																							
Felony	0	0	0	0	0	0	0	0	0	0	0	0	0	0	0	0	0	0	0	0	0	0	0
Gross Misdemeanor	66	47	0	34	13	5446	22	65	2	36	3	33	0	2	0	103	0	11	47	323	583	8	34
Misdemeanor	5	0	0	700	39	3079	22	4	0	4	0	71	1	5	0	111	0	4	9	412	1299	28	25
Juvenile	140	3	0	192	177	29	22	8	0	6	2	352	0	7	2	125	8	22	40	267	181	54	53
Total	211	50	0	926	229	8554	66	77	2	46	5	456	1	14	2	339	8	37	96	1002	2063	90	112
DOC Agencies																							
Felony	969	76	19	53	3788	934	290	451	7	41	7	25	30	16	0	164	61	26	189	1406	42	199	144
Gross Misdemeanor	45	12	0	11	14	1960	12	31	0	23	0	4	0	6	0	46	0	3	12	146	123	6	9
Misdemeanor	0	0	0	247	24	1063	22	2	0	10	0	4	0	5	0	33	0	0	4	124	196	6	6
Juvenile	68	2	0	88	105	32	34	2	0	7	1	51	1	2	0	102	8	6	16	157	62	35	26
Total	1082	90	19	399	3931	3989	358	486	7	81	8	84	31	29	0	345	69	35	221	1833	423	246	185
7-County Metro																							
Felony	1681	86	39	41	7689	1398	529	1386	6	53	55	86	83	80	5	372	699	152	390	3590	36	475	364
Gross Misdemeanor	93	73	0	146	16	15702	50	101	2	45	2	40	1	18	18	182	3	183	58	572	769	8	119
Misdemeanor	23	0	1	1835	180	10702	70	10	2	23	0	149	1	289	1897	453	0	170	93	1776	4404	49	51
Juvenile	261	1	2	484	251	46	75	32	0	13	12	804	3	8	2	293	270	13	113	680	159	122	251
Total	2058	160	42	2506	8136	27848	724	1529	10	134	69	1079	88	395	1922	1300	972	518	654	6618	5368	654	785
Non Metro Counties																							
Felony	1634	112	29	103	6149	1541	442	776	12	55	21	38	49	27	1	269	151	64	312	2408	87	304	245
Gross Misdemeanor	163	113	0	113	32	11892	51	144	4	79	3	33	1	17	0	215	1	22	88	686	1032	19	78
Misdemeanor	8	1	0	1348	84	6714	61	9	2	18	0	109	1	19	0	192	0	7	18	684	1913	39	40
Juvenile	368	6	0	418	372	87	75	12	0	16	3	743	7	12	0	353	46	31	82	657	304	141	111
Total	2173	232	29	1982	6637	20234	629	941	18	168	27	923	58	75	1	1029	198	124	500	4435	3336	503	474
Minnesota (Statewide)																							
Felony	3315	198	68	144	13838	2939	971	2162	18	108	76	124	132	107	6	641	850	216	702	5998	123	779	609
Gross Misdemeanor	256	186	0	259	48	27594	101	245	6	124	5	73	2	35	18	397	4	205	146	1258	1801	27	197
Misdemeanor	31	1	1	3183	264	17416	131	19	4	41	0	258	2	308	1897	645	0	177	111	2460	6317	88	91
Juvenile	629	7	2	902	623	133	150	44	0	29	15	1547	10	20	2	646	316	44	195	1337	463	263	362
Total	4231	392	71	4488	14773	48082	1353	2470	28	302	96	2002	146	470	1923	2329	1170	642	1154	11053	8704	1157	1259

Appendix C. 2009 Supervised Release Totals

Table 1. December 31, 2009, Supervised Release, Parole, and Intensive Supervised Release (ISR) Population by County

County	Adult						Certified Adult			Juvenile	Total
	CIP*	CMR	ISR	Parole	SR	Sub-Total	ISR	SR	Sub-Total	Parole	
Aitkin	1	0	1	0	19	21	0	0	0	0	21
Anoka	10	0	36	2	132	180	0	1	1	0	181
Becker	4	0	10	0	49	63	0	0	0	1	64
Beltrami	4	0	25	0	51	80	0	0	0	0	80
Benton	5	0	1	0	32	38	0	0	0	1	39
Bigstone	1	0	1	0	3	5	0	0	0	0	5
Blue Earth	5	0	7	0	40	52	0	0	0	1	53
Brown	0	0	1	0	10	11	0	0	0	0	11
Carlton	2	0	34	0	58	94	0	0	0	0	94
Carver	1	0	1	0	24	26	0	0	0	0	26
Cass	2	2	4	0	39	47	0	0	0	0	47
Chippewa	0	0	3	0	13	16	0	0	0	0	16
Chisago	5	0	3	0	35	43	0	0	0	0	43
Clay	6	0	4	0	67	77	0	0	0	0	77
Clearwater	0	0	2	0	9	11	0	0	0	0	11
Cook	0	0	0	0	2	2	0	0	0	0	2
Cottonwood	0	0	0	0	5	5	0	0	0	0	5
Crow Wing	2	0	19	0	50	71	0	0	0	0	71
Dakota	11	0	32	1	121	165	0	0	0	0	165
Dodge	2	0	2	0	10	14	0	0	0	0	14
Douglas	7	0	4	0	34	45	0	0	0	0	45
Faribault	0	0	3	0	9	12	0	0	0	0	12

* It should be noted that the Department of Corrections supervises all CIP offenders statewide.

County	Adult						Certified Adult			Juvenile	Total
	CIP*	CMR	ISR	Parole	SR	Sub-Total	ISR	SR	Sub-Total	Parole	
Fillmore	0	0	0	0	7	7	0	0	0	0	7
Freeborn	2	0	3	0	29	34	0	0	0	2	36
Goodhue	1	0	7	0	22	30	0	1	1	1	32
Grant	1	0	0	0	2	3	0	0	0	0	3
Hennepin	33	0	267	11	876	1187	5	4	9	2	1198
Houston	0	0	0	0	8	8	0	0	0	0	8
Hubbard	2	0	1	0	21	24	0	0	0	0	24
Isanti	0	0	3	0	29	32	0	0	0	0	32
Itasca	1	0	11	0	41	53	0	0	0	1	54
Jackson	1	0	0	0	9	10	0	0	0	0	10
Kanabec	1	0	4	1	14	20	0	0	0	0	20
Kandiyohi	4	0	5	0	32	41	0	0	0	0	41
Kittson	0	0	0	0	1	1	0	0	0	0	1
Koochiching	1	0	1	0	6	8	0	0	0	0	8
Lac Qui Parle	0	0	2	0	3	5	0	0	0	0	5
Lake	0	0	2	0	1	3	0	0	0	0	3
Lake of the Woods	0	0	0	0	5	5	0	0	0	0	5
Le Sueur	0	0	3	0	22	25	0	0	0	0	25
Lincoln	0	0	1	0	5	6	0	0	0	0	6
Lyon	2	0	2	0	23	27	0	0	0	0	27
Mahnomen	1	0	0	0	15	16	0	0	0	0	16
Marshall	0	0	3	0	11	14	0	0	0	1	15
Martin	1	0	5	0	14	20	0	0	0	0	20
McLeod	1	0	4	0	22	27	0	0	0	0	27
Meeker	2	0	4	0	13	19	0	0	0	0	19
Mille Lacs	3	0	5	0	24	32	0	0	0	0	32
Morrison	1	0	4	1	31	37	0	0	0	0	37

* It should be noted that the Department of Corrections supervises all CIP offenders statewide.

County	Adult						Certified Adult			Juvenile	Total
	CIP*	CMR	ISR	Parole	SR	Sub-Total	ISR	SR	Sub-Total	Parole	
Mower	6	0	5	1	32	44	0	0	0	0	44
Murray	0	0	0	0	7	7	0	0	0	0	7
Nicollet	1	0	76	0	59	136	1	0	1	0	137
Nobles	3	0	0	0	13	16	0	0	0	0	16
Norman	0	0	2	0	5	7	0	0	0	0	7
Olmsted	7	0	42	0	125	174	0	0	0	1	175
Otter Tail	5	0	2	0	35	42	0	0	0	0	42
Pennington	1	0	4	0	16	21	0	0	0	0	21
Pine	3	0	0	0	36	39	0	0	0	0	39
Pipestone	3	0	2	0	7	12	0	0	0	1	13
Polk	3	0	6	0	64	73	0	0	0	0	73
Pope	2	0	0	0	2	4	0	0	0	0	4
Ramsey	36	0	143	7	441	627	3	2	5	0	632
Red Lake	0	0	0	0	5	5	0	0	0	0	5
Redwood	0	0	4	0	13	17	0	0	0	0	17
Renville	0	0	3	0	8	11	0	0	0	0	11
Rice	2	0	10	0	29	41	0	0	0	3	44
Rock	0	0	0	0	5	5	0	0	0	0	5
Roseau	0	0	2	0	12	14	0	0	0	0	14
St. Louis	6	0	64	0	128	198	0	0	0	1	199
Scott	3	0	4	0	44	51	1	0	1	0	52
Sherburne	3	0	7	0	43	53	0	1	1	0	54
Sibley	0	0	0	0	11	11	0	0	0	0	11
Stearns	12	0	26	0	113	151	1	0	1	0	152
Steele	6	0	11	0	29	46	0	0	0	0	46
Stevens	2	0	1	0	2	5	0	0	0	0	5
Swift	2	0	0	0	4	6	0	0	0	0	6

* It should be noted that the Department of Corrections supervises all CIP offenders statewide.

County	Adult						Certified Adult			Juvenile	Total
	CIP*	CMR	ISR	Parole	SR	Sub-Total	ISR	SR	Sub-Total	Parole	
Todd	0	0	2	0	31	33	0	0	0	0	33
Traverse	0	0	0	0	0	0	0	0	0	0	0
Wabasha	1	0	2	0	16	19	0	0	0	0	19
Wadena	1	0	2	0	13	16	0	0	0	0	16
Waseca	1	0	1	0	8	10	0	0	0	0	10
Washington	4	0	12	0	75	91	1	0	1	0	92
Watsonwan	0	0	2	0	9	11	0	0	0	0	11
Wilkin	0	0	1	0	2	3	0	0	0	0	3
Winona	4	0	4	0	28	36	0	0	0	0	36
Wright	3	0	13	0	49	65	0	0	0	1	66
Yellow Medicine	1	0	1	0	8	10	0	0	0	0	10
Unknown	0	0	47	0	134	181	1	0	1	0	182
Interstate	0	0	29	0	319	348	0	3	3	0	351
Grand Total	247	2	1060	24	4078	5411	13	12	25	17	5453

* It should be noted that the Department of Corrections supervises all CIP offenders statewide

Key

SR: Supervised Release
CIP: Challenge Incarceration Program
ISR: Intensive Supervised Release
CMR: Conditional Medical Release
CR: Conditional Release

Table 2. December 31, 2009, Supervised Release, Parole, and Intensive Supervised Release (ISR) Population: Summary Statistics

Summary Level	Adult						Certified Adult			Juvenile	Total
	CIP*	CMR	ISR	PAROLE	SR	Sub-Total	ISR	SR	Sub-Total	Parole	
CCA Counties	152	0	729	22	2504	3407	11	7	18	8	3433
Non-CCA Counties	95	2	331	2	1574	2004	2	5	7	9	2020
Total (In-State)	247	2	1060	24	4078	5411	13	12	25	17	5453
7-County Metro	98	0	495	21	1713	2327	10	7	17	2	2346
Non-Metro	149	2	565	3	2365	3084	3	5	8	15	3107
Total (In-State)	247	2	1060	24	4078	5411	13	12	25	17	5453
Total (In-State)	247	2	984	24	3625	4882	12	9	21	17	4920
In Transit	0	0	47	0	134	181	1	0	1	0	182
Supervised out of State	0	0	29	0	319	348	0	3	3	0	351
Grand Total	247	2	1060	24	4078	5411	13	12	25	17	5453

*It should be noted that the Department of Corrections supervises all CIP offenders statewide.

Table 3. December 31, 2009, In-State Supervised Release, Parole, and Intensive Supervised Release (ISR) Population by Status, Gender, and Race/Ethnicity

Status, Gender, Race/Ethnicity Category	Adult	Certified		Total
		Adult	Juvenile	
Challenge Incarceration Pgr. (CIP)	247	0	0	247
Conditional Medical Release (CMR)	2	0	0	2
Intensive Supervised Release (ISR)	1060	13	0	1073
Parole	24	0	17	41
Supervised Release (SR)	4078	12	0	4090
Female	492	1	0	493
Male	4919	24	17	4960
American Indian	363	2	3	368
Asian	108	2	1	111
Black	1278	9	2	1289
Other/Unknown–Hispanic	3	0	2	5
White–Non-Hispanic	3250	10	8	3268
White–Hispanic	409	2	1	412
Grand Total	5411	25	17	5453

