

Restorative Justice Program Evaluation

Fiscal Year 2006 Report



February 2007
Minnesota Department of Corrections
1450 Energy Park Drive, Suite 200
St. Paul, MN 55108-5219
651/361-7200
TTY 800/627-3529
www.doc.state.mn.us

This information will be provided in alternative
format upon request.

Printed on recycled paper with at least 10 percent
post-consumer waste

TABLE OF CONTENTS

EXECUTIVE SUMMARY	1
INTRODUCTION	3
LITERATURE REVIEW	4
Participant Perceptions and Levels of Satisfaction.....	5
Recidivism	5
RESULTS	6
Section 1: The Demographic Characteristics of Program Participants.....	6
Section 2: Results from the Post-Process Surveys.....	9
Section 3: The Impact of the Restorative Process on Participant Perceptions	15
CONCLUSION.....	17
REFERENCES	18
APPENDIX A: Victim Surveys.....	20
APPENDIX B: Offender Surveys.....	24
APPENDIX C: Community Member Surveys	28
APPENDIX D: State-Funded Grantees, FY 2005-2007.....	32

FIGURES

Figure 1. Participant's Gender.....	6
Figure 2. Participant's Race	7
Figure 3. Participant's Age.....	7
Figure 4. Participant's Education	8
Figure 5. I felt physically safe while participating	9
Figure 6. I felt comfortable sharing my experiences	9
Figure 7. I felt that my experiences were heard by other participants.....	10
Figure 8. I was treated with respect while participating	11
Figure 9. Everyone's comments were given equal time and attention.....	11
Figure 10. The agreement reached by the group was fair to me.....	12
Figure 11. The agreement reached by the group was fair to all parties.....	12
Figure 12. Overall, how satisfied are you with the outcome?	13
Figure 13. Do you feel that the offender/all parties fulfilled their obligations?	14
Figure 14. Would you recommend this program to other people in your community?....	14

EXECUTIVE SUMMARY

Beginning in fiscal year (FY) 2004, the Minnesota Department of Corrections (DOC) has collected survey data that measure the perceptions of offenders, victims, and community members who have participated in state-funded restorative justice (RJ) programs. Participants were administered pre- and post-process surveys immediately before and after the RJ meeting and later were mailed a final, follow-up survey. During FY 2004-2006, survey data were collected from 3,650 participants on the pre-process survey; 2,956 participants on the post-process survey; and 819 on the follow-up survey. This report presents the results from the survey data, which are summarized below.

- The vast majority of participants felt safe and comfortable sharing their experiences in an RJ setting.
- Nearly all of the participants felt they were treated with respect and that everyone's comments were given equal time and attention during the process.
- Most participants agreed or strongly agreed when asked if the agreement was fair to them as well as to all parties.
- Over 90 percent of offenders and community participants felt that everyone fulfilled their obligations as did 76 percent of victim participants.
- The percentage of victims who expressed some degree of satisfaction with the outcome was 86 percent, whereas offenders and community participants were both at 94 percent.
- An overwhelming majority of offenders and community participants stated that they would recommend the program to others, while three-fourths of victims stated that they would recommend the programs to others.

Victims

- There was a significant decrease in the fear of re-victimization expressed by victims immediately after the restorative process.

Offenders

- Offenders' confidence in the criminal justice system and awareness of the impact of their crime on others increased significantly immediately after the process.

Community Members

- Overall, community members reported having relatively high levels of responsibility and confidence in the criminal justice system.
- Immediately following the restorative process, there was a significant decrease in the amount of responsibility that community member participants felt that the community should take in correcting crime as well as confidence in the criminal justice system addressing the needs of the community.

Conclusion

- This report provides an overview of the impact of RJ processes on the perceptions of those who have participated in state-funded RJ programs. Given the DOC's commitment to the ongoing collection of survey data, subsequent reports may further clarify the influence of these processes on RJ participants.

INTRODUCTION

In contrast to the retributive justice model, which considers crime as an offense against the state, RJ views crime as a harm committed against both the victim and the community. Based on the premise that true justice demands that offenders “make right” the harm they have caused, the RJ philosophy insists that offenders accept responsibility for their actions and make restitution for the losses incurred by victims and the community.

The RJ model promotes restoration by involving all three parties—offenders, victims, and community members—in determining the appropriate type of restitution, which may include monetary compensation, volunteer activities for the community or the victim, counseling programs, or chemical dependency treatment. Fulfilling the obligations of the restitution agreement not only fosters the healing process for the victim and the community, but it also facilitates the reintegration of the offender into society.

Although the historical roots of RJ can be traced back thousands of years,¹ it has become an increasingly popular approach within criminal justice over the last 30 years. The modern origins of RJ are often located in Kitchener, Ontario, where in 1974 a probation officer proposed that two juveniles charged with vandalism meet and make amends with their victims. This process was later adopted by other jurisdictions in Canada and the United States, as the application of the RJ model grew along with the burgeoning victim’s movement. Indeed, at least 45 states now provide RJ services.

In Minnesota, RJ programs first appeared in the 1980s, although it was not until the early 1990s that they began to be widely implemented across the State (Umbreit, Greenwood, Fercello, & Umbreit 2004). Currently, there are at least 37 programs in Minnesota that provide RJ circle and conferencing services. Moreover, in a 2004 survey, probation offices in 63 of Minnesota’s 87 counties reported offering RJ services such as mediation, conferencing, and circles. Finally, RJ activities such as victim/offender dialogues, Victims Offenders Community-A Restorative Experience (VOCARÉ), and community service projects take place on a regular basis at all ten of Minnesota’s correctional facilities.

Since 1997, the State of Minnesota has provided grants for the establishment, implementation, and maintenance of programs delivering RJ services.² Over the last eight years, there have been five separate appropriations, and the number of grant award recipients has grown from one to fourteen.³ The most recent appropriation was awarded

¹ For example, ancient justice documents from Sumeria (2060 BC), Babylonia (1700 BC), and Rome (449 BC) have been found to detail reparative restitution for a variety of offenses (Bazemore, 1998).

² More specifically, a statute was developed in order to identify which programs are eligible to receive funding. Minnesota Statutes Section 611A.775 defines RJ programs as: “A community-based organization, in collaboration with a local governmental unit, may establish a restorative justice program. A restorative justice program is a program that provides forums where certain individuals charged with or petitioned for having committed an offense meet with the victim, if appropriate; the victim’s family members or other supportive persons, if appropriate; the offender’s family members or other supportive persons, if appropriate; a law enforcement official or prosecutor when appropriate; other criminal justice system professionals when appropriate; and members of the community in order to: (1) discuss the impact of the offense on the victim and the community; (2) provide support to the victim and methods for reintegrating the victim into community life; (3) assign an appropriate sanction to the offender; and (4) provide methods for reintegrating the offender into community life.”

³ The first grant offered to communities was awarded to Olmsted County Community Corrections for the funding term July 1, 1998, through June 30, 1999. The second appropriation was part of the 1998 Omnibus Crime Prevention &

to 14 currently-operating RJ programs that are community-based, have a track record of successful results, and have both private and public funding (see Appendix D).

In 2002, the Minnesota Department of Corrections (DOC) developed a series of surveys (see Appendices A-C) in order to evaluate the perceptions of offenders, victims, and community members who have participated in state-funded RJ programs. The following year, the DOC began collecting the evaluation data from the RJ grant award recipients. This report presents the findings from these data, which measure the perceptions of participants both before and after their involvement in an RJ program.

In reviewing the RJ literature, the next section briefly discusses the main applications of the RJ framework and the results from previous evaluations of RJ programs. This report then describes the demographic characteristics of RJ program participants and presents the findings from the survey data. In discussing the survey results, this study focuses not only on participants' immediate reaction to the process itself, but also on whether the process significantly affected their perceptions on issues such as fear of re-victimization and confidence in the criminal justice system.

LITERATURE REVIEW

Although implemented in a number of different ways, the RJ philosophy has three main applications: victim-offender mediation (VOM), family group conferencing (FGC)⁴, and circle processes. VOMs generally consist of a face-to-face meeting between the victim and offender in which a mediator facilitates a dialogue that usually includes a description of the harm, an arrangement of a reparation agreement, and an apology issued by the offender.

Similar to VOMs, FGCs typically include a meeting between the victim and the offender in which the crime is discussed and decisions are made about an appropriate restitution plan for the offender. With FGCs, however, community members and family members (immediate and/or extended) are also present at the meeting and are, therefore, involved in the restorative process. Because FGCs are a more recent development, they have not been used as widely as VOMs.

Circle processes are based primarily on tribal methods of responding to an offender's harmful behavior. In this process, which usually includes the victim, the offender, their support persons, and a circle keeper, a "talking piece" is employed in which only the person holding the symbol is allowed to speak. In doing so, everyone has the ability to

Judiciary Finance Bill and allowed for only one program to receive funding—the Central City Neighborhoods Partnership. The third appropriation provided funding to nine new or existing RJ programs through June 30, 2001: Anishinabe OIC; Stevens Square Community Organization; Inner City Youth League/YWCA of St. Paul; Upper Mississippi Mental Health Center; North Hennepin Mediation Program; Wabasha County Restorative Justice; BIHA Women in Action; Tri-County Community Corrections; and Upper Midwest Community Policing Institute. Five of these programs received funding from the fourth appropriation, and an additional eight programs were also included in the grant through June 30, 2003: Lakes Country-Peaceful Solutions; Winona County Restorative Justice Program; Legal Rights Center; Forest Lake Youth Service Bureau; Dispute Resolution Center; Washington County Court Services; PACT 4 Families Collaborative; and Brown County Probation. While eight of these programs are receiving funding from the current appropriation, six more programs were added: Clay County Joint Powers Collaborative; Dodge/Fillmore/Olmsted Community Corrections; Men as Peacemakers; Mower County Correctional Services; Powderhorn Park Neighborhood Association; and South St. Paul Restorative Justice Council.

⁴ Family group conferencing, which derives from New Zealand's indigenous Maori culture, is also known as restorative group conferencing. For the sake of simplicity, it will be referred to as family group conferencing in this report.

not only voice their feelings and concerns, but also to be heard by the group. As with VOMs and FGCs, circle processes require the offender's admission of guilt, the victim's willingness to participate, and typically include the negotiation of a restitution agreement.

Participant Perceptions and Levels of Satisfaction

Much of the existing RJ program evaluation research has focused mainly on the perceptions and satisfaction levels of participants. Studies have consistently shown, for example, that participants report a relatively high level of satisfaction with the RJ process. Indeed, more than 90 percent of offender participants report being satisfied with the process (Fercello & Umbreit, 1998; McGarrell, Olivares, Crawford, & Kroovand, 2000), whereas satisfaction ratings for victims have ranged between 80 and 97 percent (Burns 2001; 2002; Evje & Cushman 2000; Fercello & Umbreit 1999; Umbreit 1994; Umbreit & Bradshaw 2000; Umbreit, Coates, & Vos 2001; 2002; Umbreit & Fercello 1997). Umbreit and Bradshaw (2000) found that three key variables are associated with victim satisfaction: The victim 1) felt good about the mediator, 2) perceived the restitution agreement as fair, and 3) had a strong initial desire to meet the offender.

Consistent with high satisfaction ratings, the vast majority of participants report feeling that the outcome of the process is fair (Evje & Cushman, 2000; Fercello & Umbreit, 1998; McCold & Wachtel, 1998; McGarrell et al., 2000; Umbreit, Coates, & Vos, 2001). Furthermore, Burns (2002) found that most victims would recommend the RJ process to other victims. Finally, a few studies have reported that RJ has reduced victim's fear of crime. In particular, Umbreit (1991; 1994; 1995) reports that the percent of individuals fearful of re-victimization was reduced by half after completing the restorative process.

Recidivism

Although it is beyond the scope of this report to examine whether state-funded RJ programs have significantly reduced recidivism among offender participants, there have been a number of studies that have explored the impact of RJ applications on re-offending. The vast majority of RJ program evaluations that included offender recidivism as an outcome measure have examined VOMs or FGCs. Of the two studies that have looked at the recidivism rates of offenders participating in circle processes, both reported relatively low rates of reoffending (Matthews and Larkin, 1999; Native Counseling Services of Alberta, 2001). Most evaluations of VOMs and FGCs have found a slight to moderate recidivism reduction (Hines, 2000; McGarrell et al., 2000; Nugent & Paddock, 1995; Nugent, Umbreit, Wiinamaki, & Paddock 2001; Wynne & Brown 1998), whereas others have indicated that there was no difference in re-offending between RJ participants and offenders in the control group (McCold & Wachtel, 1998; Roy, 1993; Stone, Helms & Edgeworth, 1998).

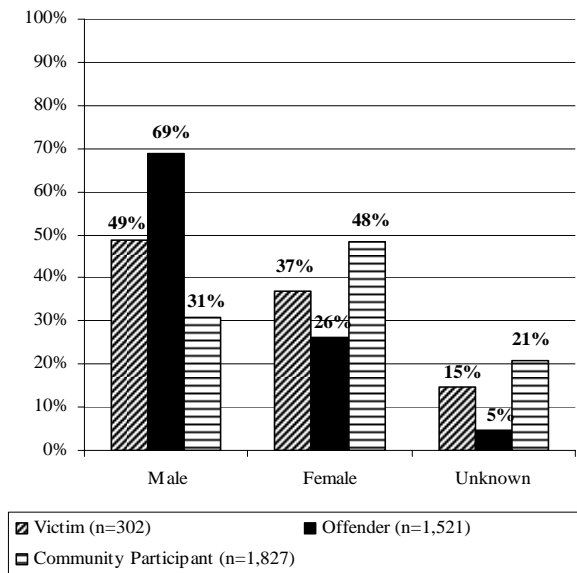
Despite the preponderance of favorable findings regarding offender recidivism, most of the RJ program evaluations have not used rigorous methodologies. Indeed, as Bonta and colleagues (2002) correctly note, very few studies have used matched comparison groups or the random assignment of experimental and control groups. Nevertheless, the results from several meta-analyses suggest that RJ programs generally reduce the recidivism rates of offender participants anywhere from three to seven percent (Bonta, Wallace-Capretta, Rooney, & McAnoy, 2002; Latimer, Dowden, and Muise, 2001).

RESULTS

Results from the survey data are summarized in three parts. The first part describes the demographic characteristics of the offender, victim, and community member participants. The second part presents the results from the post-process survey administered to program participants immediately after the process. The third part analyzes differences between the three surveys to determine whether the process had an impact on the attitudes and perceptions of those who participated and completed either the post-process or final follow-up surveys.

Section 1: The Demographic Characteristics of Program Participants

Figure 1. Participant's Gender



- ✓ A majority of offenders were male (69%), while nearly half of the community participants were female (48%). Victim participants were more evenly split between genders with slightly more males than females participating.

- ✓ A majority of all participants were white (82% victims, 71% offenders, and 70% community participants).
- ✓ Most participants did not claim any Hispanic ethnic background (76% victims, 70% offenders, and 60% community participants).
 - Two percent of victims claimed Mexican/Mexican American ethnicity and one percent claimed "Other Hispanic" background.
 - Five percent of offenders claimed Mexican/Mexican American ethnicity and four percent claimed Other Hispanic background.
 - Three percent of community participants claimed other Hispanic background and two percent claimed Mexican/Mexican American ethnicity.

Figure 2. Participant's Race

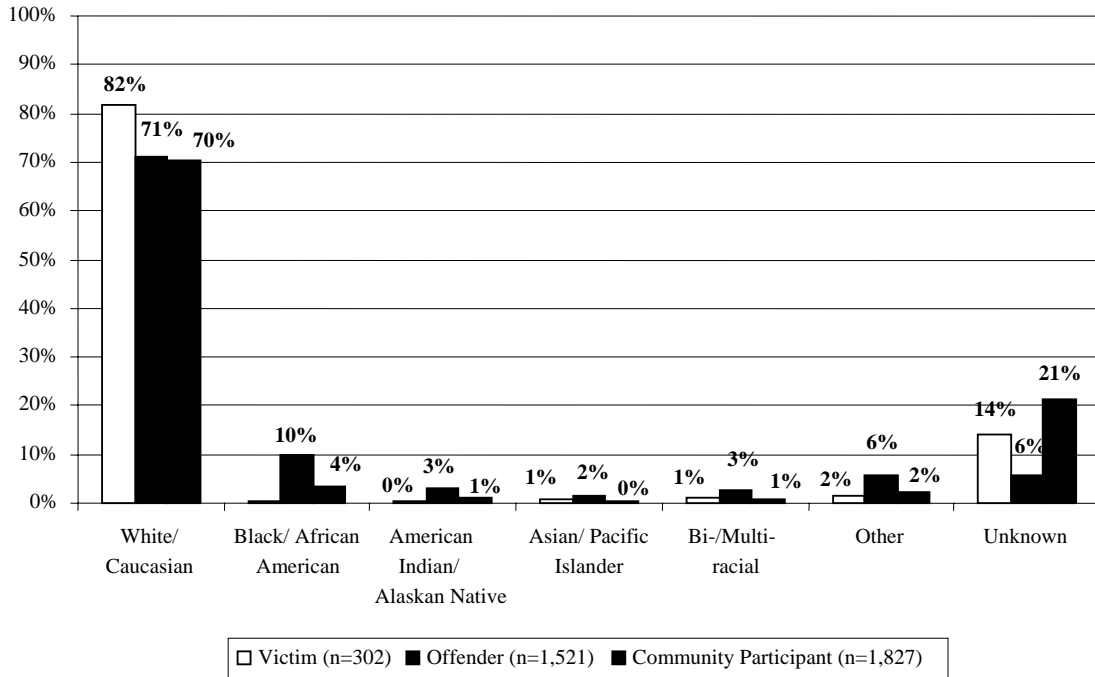
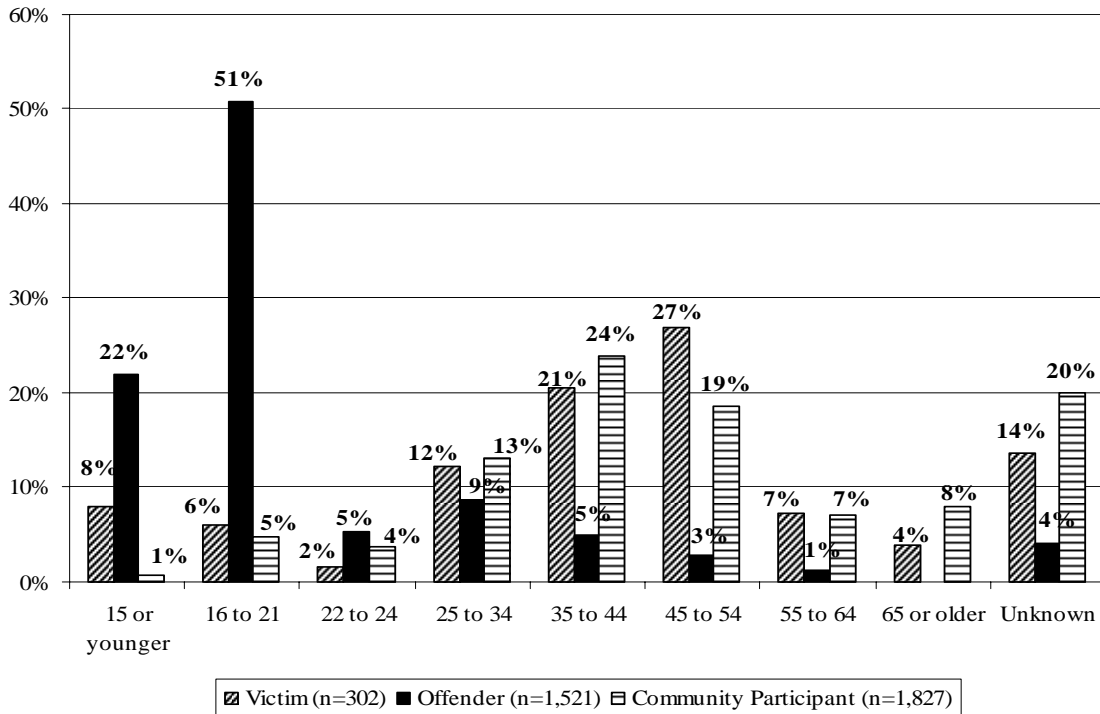
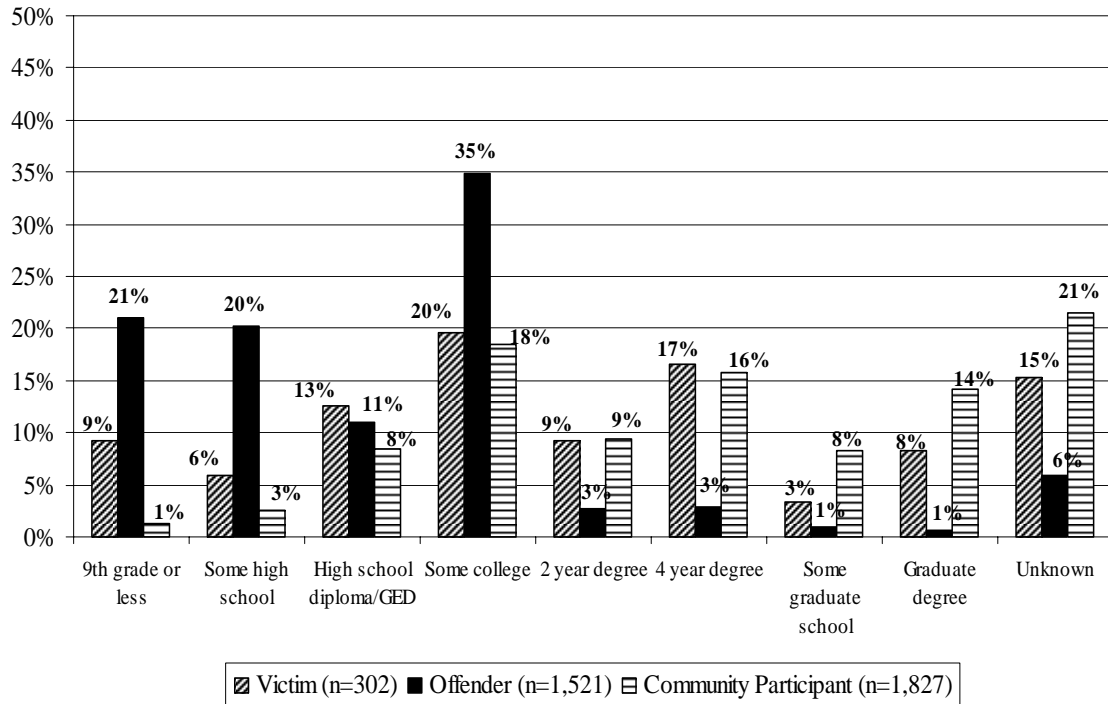


Figure 3. Participant's Age



- ✓ Victims and community participants were quite a bit older than offender participants, with the largest proportions in the 35 to 44 and 45 to 54-year-old age categories.
- ✓ The majority of offenders (51%) were between 16 and 21. Overall, 73 percent of the offenders were 21 or younger.

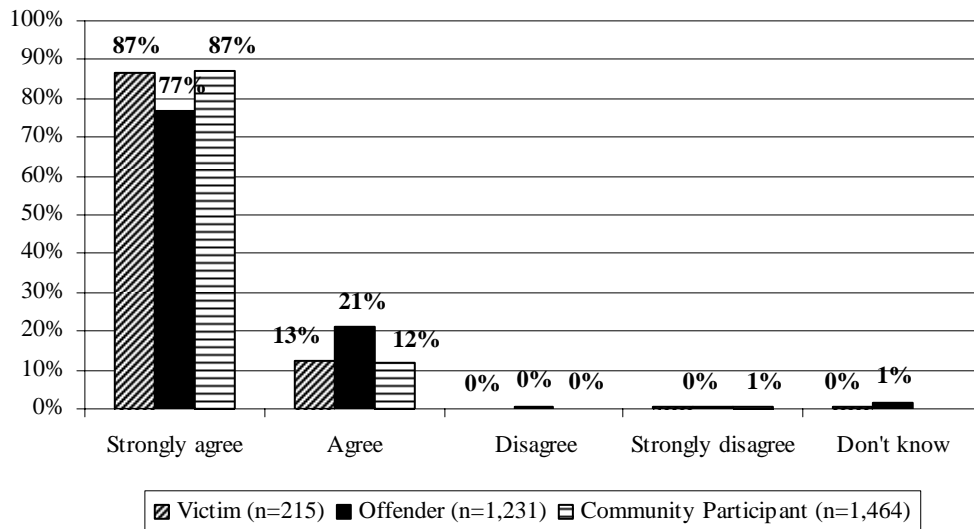
Figure 4. Participant's Education



- ✓ Most (75%) community participants had at least a high school diploma or GED compared to 70 percent of victims and 53 percent of offenders.
- ✓ Thirty-eight percent of community participants and 28 percent of victims had at least a four-year college degree, while only 4 percent of offenders had reached his education level.

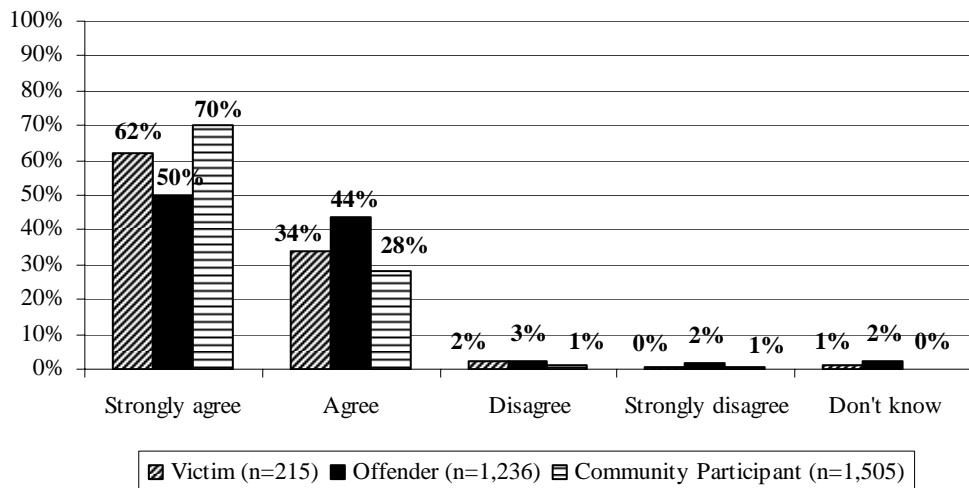
Section 2: Results from the Post-Process Surveys

Figure 5. I felt physically safe while participating in the circle/panel/conference process.



- ✓ Nearly all participants agreed or strongly agreed that they felt safe during the process: Fully 99 percent of victims and community participants and 98 percent of offenders agreed or strongly agreed with this statement.
- ✓ Only one victim, eight offenders, and thirteen community participants indicated they did not feel safe while participating in the process.

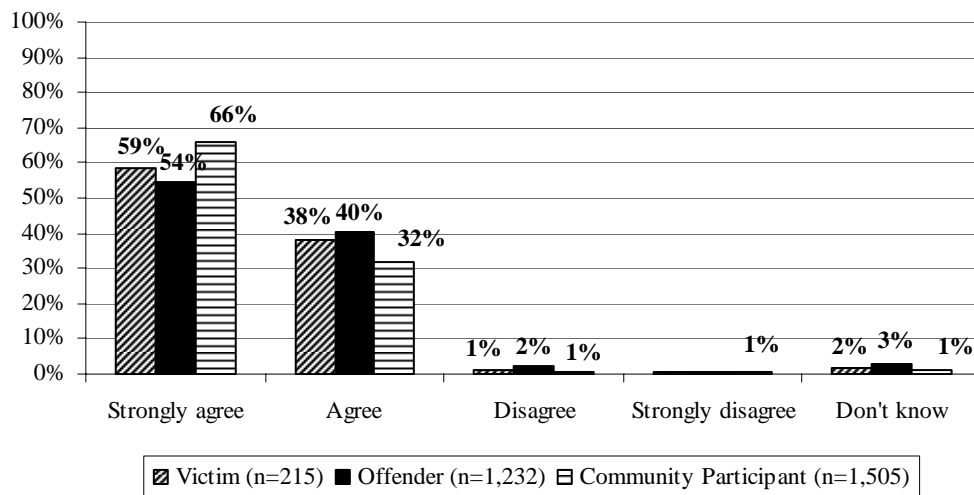
Figure 6. I felt comfortable sharing my experiences while participating in the circle/panel/conference process.



- ✓ A larger percentage of community participants (70%) strongly agreed that they felt comfortable sharing their experiences when compared to victims and offenders (62% and 50%, respectively). Adding to this the percentage of those who agreed with this statement reveals that nearly all participants agreed or

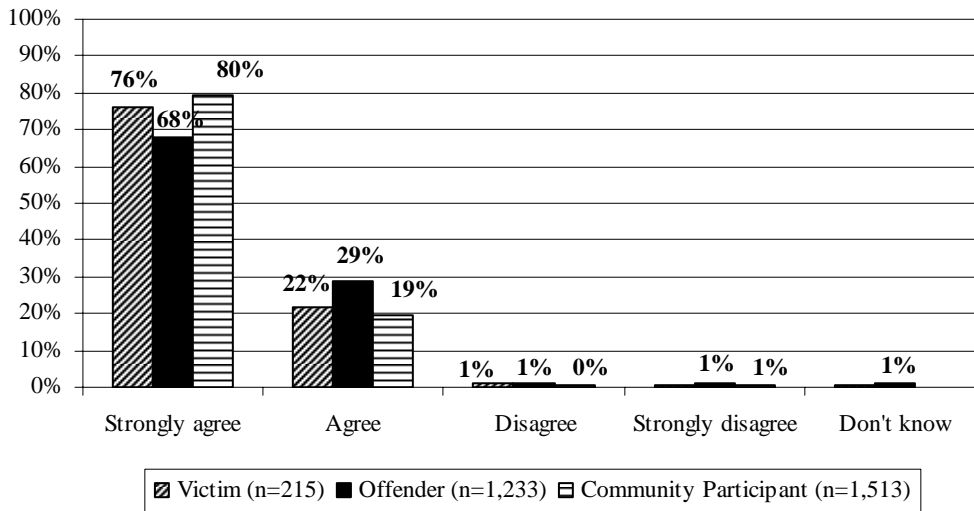
- strongly agreed that they felt comfortable sharing their experiences (96% victims, 94% offenders, and 98% community participants).
- ✓ Relatively few participants did not feel comfortable sharing their experiences. Only six victims, fifty offenders, and twenty-five community participants disagreed or strongly disagreed with the statement.

Figure 7. I felt that my experiences were heard by the other circle/panel/conference participants.



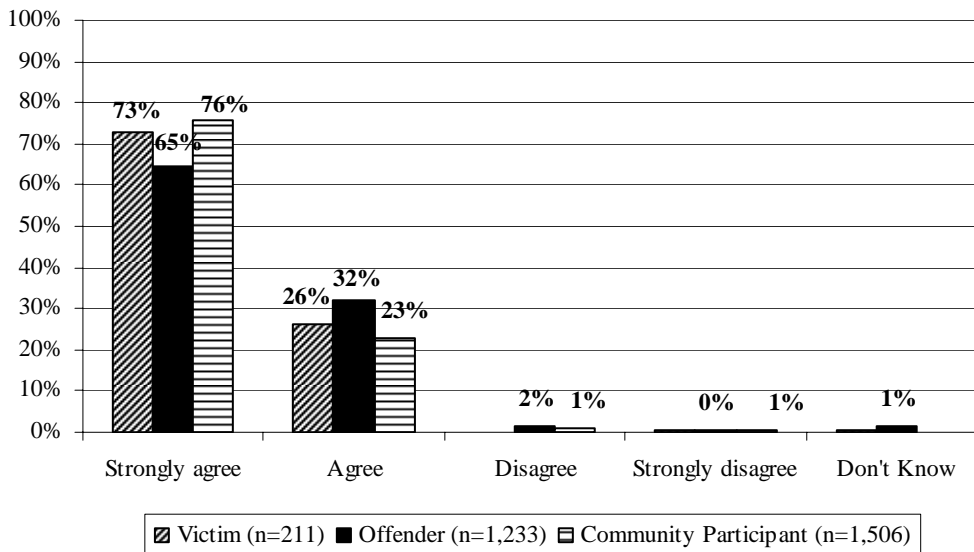
- ✓ Over half (54%) of offenders strongly agreed that their experiences were heard by the other participants compared to 59% of victims and 66% of community participants. Adding the percentage of participants who agreed with this statement, it appears that nearly all participants felt that their experiences were heard by the other participants (97% victims, 95% offenders, and 98% community participants).
- ✓ Relatively few participants did not feel that their experiences were heard by the group. Only three victims, thirty-two offenders, and nineteen community participants disagreed or strongly disagreed with the statement.

Figure 8. I was treated with respect while participating in the circle/panel/conference process.



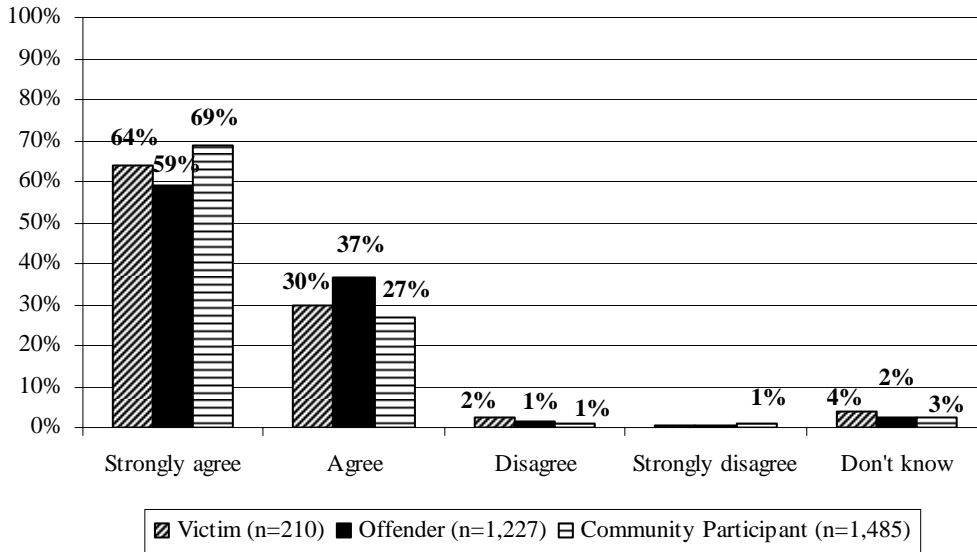
- ✓ Most participants strongly agreed that they were treated with respect during the process (76% victims, 68% offenders, and 80% community participants).
- ✓ Only three victims, twenty-eight offenders, and fourteen community participants disagreed or strongly disagreed with this statement.

Figure 9. Everyone's comments were given equal time and attention during the circle/panel/conference process.



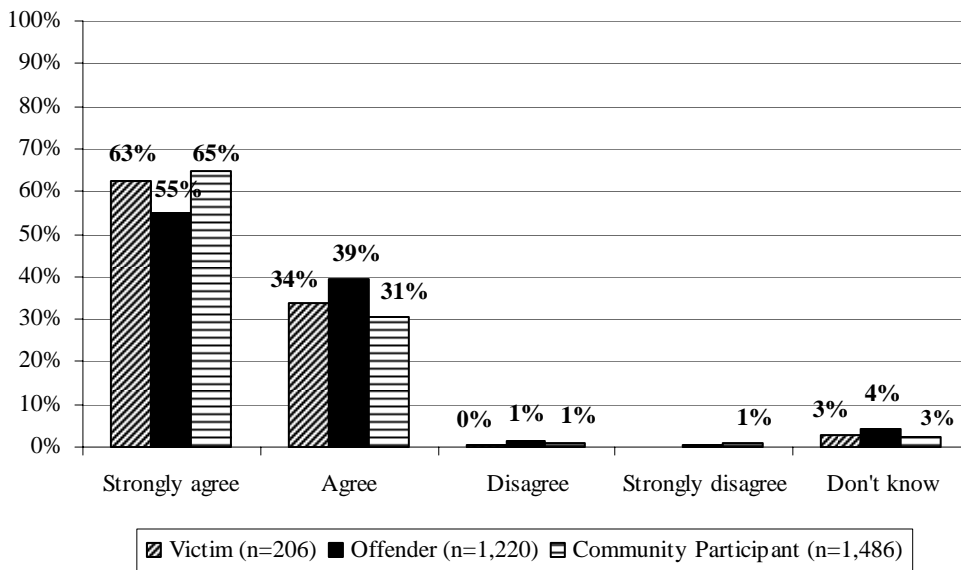
- ✓ A majority of participants strongly agreed that everyone's comments were given equal time and attention during the process (73% victims, 65% offenders, and 76% community participants).
- ✓ Only one victim, twenty-five offenders, and twenty-six community participants disagreed or strongly disagreed with the statement.

Figure 10. The agreement reached by the group was fair to me.



- ✓ Offenders were least likely to strongly agree that the agreement reached by the group was fair to them. However, when combined with the percentage who agreed with this statement, offenders were more likely than victims (96% versus 94%) and as likely as community participants to believe that the agreement was fair to them.
- ✓ Only six victims, twenty-five offenders, and thirty community participants disagreed or strongly disagreed with this statement.

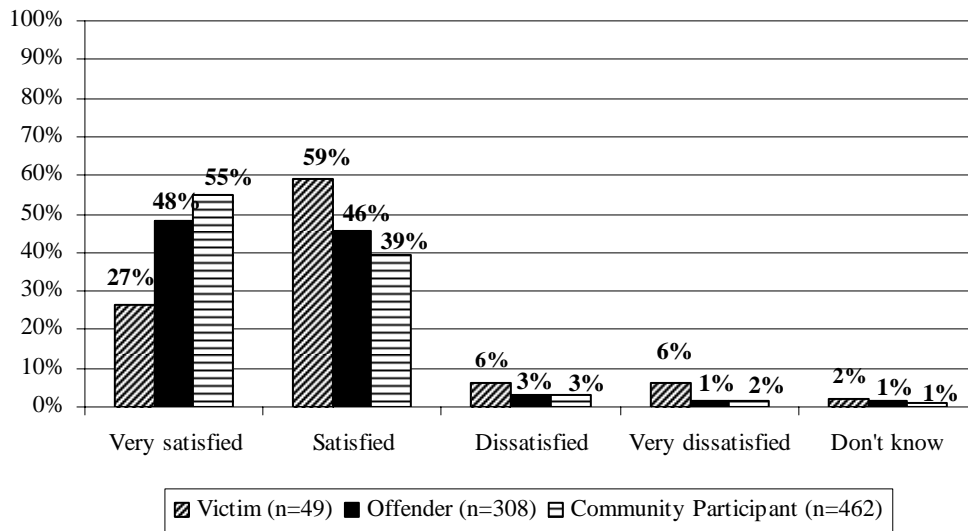
Figure 11. The agreement reached by the group was fair to the offender/victim/all parties.



- ✓ Participants were asked to assess the fairness of the agreement to the other parties involved in the process. Specifically, victims were asked if the agreement was fair to the offenders, offenders were asked if the agreement was fair to the victims, and community participants were asked if the agreement was

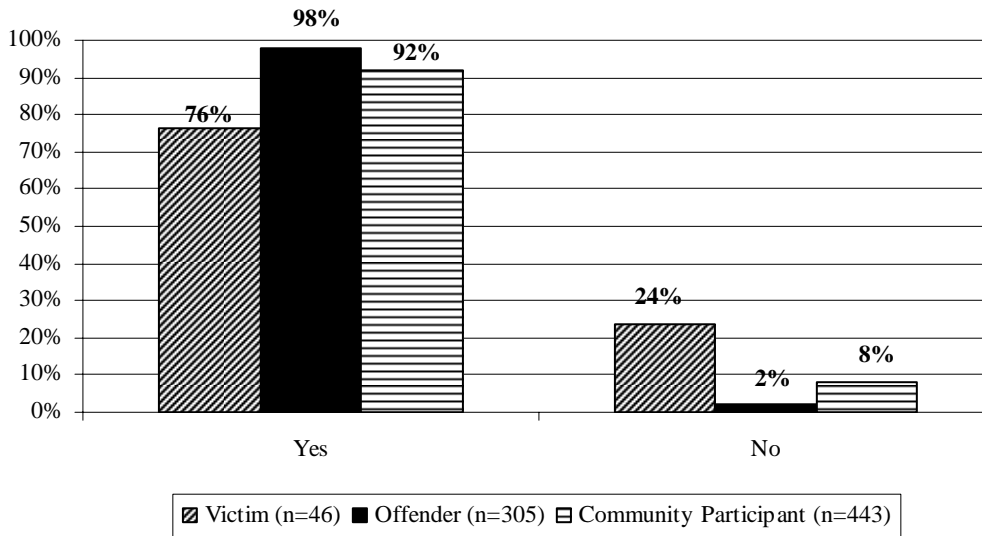
fair to all. A slightly greater percentage of victims and community participants strongly agreed with the statement presented to them when compared to the offenders, but adding the percentage of those who agreed with the statement showed that nearly all participants felt the agreement was fair. Overall, 97% of victims, 94% of offenders, and 96% of community participants agreed or strongly agreed that the agreement was fair.

Figure 12. Overall, how satisfied are you with the outcome of the circle/panel/conference process?



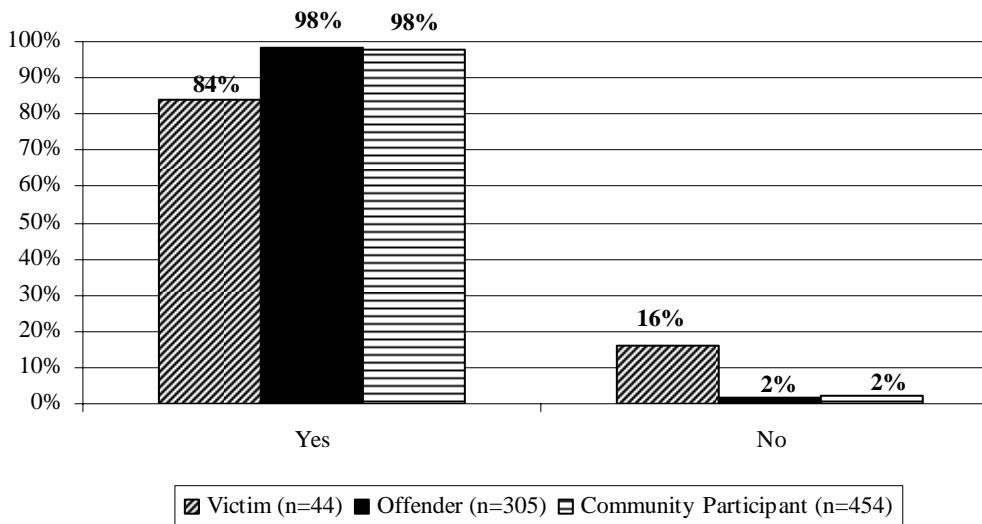
- ✓ On the follow-up survey, participants were asked how satisfied they were with the outcome of the process. A smaller percentage (27%) of victims was very satisfied with the outcome of the process when compared to offenders and community participants (48% and 55%, respectively). Nearly 60 percent of the victims stated that they were satisfied with the outcome, but the total percentage who expressed some degree of satisfaction with the outcome was lower (86%) among victims than offenders or community participants (both 94%).
- ✓ Six victims, fourteen offenders, and twenty-three community participants were either dissatisfied or very dissatisfied with the outcome.

Figure 13. Do you feel that the offender/all parties fulfilled their obligations as stated in the agreement?



- ✓ A large majority of offenders (98%) and community participants (92%) felt that everyone fulfilled their obligations, but only 76% of victims agreed with this statement. Notably, the number of participants responding to this question was small, as this question was asked on the final follow-up survey.
- ✓ Eleven victims, seven offenders, and forty-five community participants felt that obligations were not fulfilled.

Figure 14. Would you recommend this program to other people in your community who have experienced this type of crime/are in your position/are in your community?



- ✓ Nearly all offenders and community participants (98%) stated that they would recommend the program to others, whereas 84% of victims stated that they would recommend the programs to others.
- ✓ Seven victims, five offenders, and eleven community participants said that they would not recommend the program to someone in a similar situation.

Section 3: The Impact of the Restorative Process on Participant Perceptions

A series of significance tests was conducted to determine if there was a statistically significant difference in participants' feelings following the conclusion of the process. Offenders, victims, and community members were asked to respond to two questions that appeared on each of the three surveys; i.e., pre-process, post-process, and final follow-up survey. Due to the relatively small number of respondents who have completed the final follow-up survey, the results presented below should be viewed with caution and considered preliminary until more survey data are collected. Also, due to the nature of some crimes, a victim was not always readily identifiable. In these situations, community members affected by the crime participated in the process as a victim. However, because these individuals were asked to complete the community member participant survey, the overall number of victim participant responses will be lower in comparison to those for offenders and community members.

Victims

Victim participants were asked the following two questions on each of the three surveys:

1. How fearful are you of being re-victimized by the offender/s?
2. How confident are you in the ability of the criminal justice system to address the needs of crime victims?
 - ✓ A significant decrease in fear of re-victimization was found among victims from the pre-process to the post-process survey (conducted immediately after the process); [$t = 5.13, p = .000 (N=165)$].
 - ✓ There was a significant increase, however, in fear of re-victimization among victims from the post-process to the final follow-up survey [$t = -2.29, p = .028 (N=38)$], suggesting that the impact of the restorative process may diminish over time.
 - ✓ It is important to point out, however, that only 38 victims completed the final follow-up survey. Just as important, even though there was a significant increase in fear from the pre-process survey to the final follow-up, the 38 victims who responded still reported relatively low levels of fear. For example, the mean response on the follow-up survey was 3.6, with "1" signifying "Not fearful" and "10" representing "Very fearful" (see Appendix A).
 - ✓ There were no significant differences between pre- and post-process survey responses to the second question; that is, victims' confidence in the ability of the criminal justice system to address the needs of crime victims neither increased nor decreased significantly after the restorative process.

Offenders

Offenders were asked the following two questions on each of the three surveys:

1. How much has your criminal behavior impacted others (such as family, friends, and community members)?

2. How confident are you in the ability of the criminal justice system to treat offenders fairly?
 - ✓ A significant increase was found in the degree of impact offenders placed on their crime not only from the pre-process to the first post-process survey [$t = -20.13$, $p = .000$ ($N = 1,150$)], but also from the pre-process survey to the final follow-up [$t = -4.56$, $p = .000$ ($N=281$)].
 - ✓ Offenders' confidence that the criminal justice system is able to treat offenders fairly increased significantly immediately after the restorative process [$t = -3.43$, $p = .001$ ($N = 1,131$)]. There was not a significant difference, however, in their responses to this question between the pre-process and final follow-up surveys.

Community Participants

Community member participants were asked the following two questions on each of the three surveys:

1. How much responsibility should your community take in correcting the effects of crime ("making things right")?
2. How confident are you in the ability of the criminal justice system to address the needs of communities affected by crime?
 - ✓ A significant decrease was found in community participants' responses regarding the amount of responsibility the community should take in correcting crime from the pre-process to the post-process survey [$t = 10.31$, $p = .000$ ($N=1,111$)]. It is worth emphasizing, however, that despite the decrease, community members still reported a relatively high level of responsibility in both surveys, as the average for the pre-process survey was 7.2 compared to 6.3 for the post-process survey (see Appendix C). There were no significant differences in responses from the pre-process survey to the final follow-up.
 - ✓ From the pre-process to the post-process survey, there was a significant decrease in confidence among community participants that the criminal justice system can address the needs of the community [$t = 8.64$, $p = .000$ ($n=1,110$)]. Again, however, community members reported a relatively high level of confidence in both surveys despite the decrease. For example, the average was 6.0 for the pre-process survey in comparison to 5.3 for the post-process survey. No significant differences were found, however, in a comparison of responses between the pre-process and follow-up surveys.

CONCLUSION

Consistent with prior research, a relatively high percentage of participants indicated they were satisfied with the RJ process and would recommend the program to others. Offenders who have participated in state-funded RJ programs are more likely to be white males under the age of 22. The vast majority of victim and community member participants have also been white, but they have been older (i.e., 30s and 40s), more educated, and more evenly split between males and females.

The survey data showed that offenders' awareness of the impact of their crime(s) was significantly higher in both surveys administered after the process. Although their confidence in the criminal justice system significantly increased immediately after the process, no such increase was found from the pre-process to the follow-up survey.

After participating in the process, community members reported decreased levels of responsibility and confidence. Overall, however, they still reported a relatively high level of confidence in the criminal justice system and felt that the community should figure prominently in dealing with crime.

For victims, the process appears to have produced a short-term reduction in fear of re-victimization, although fear increased significantly by the final follow-up survey. As noted above, however, victims still reported relatively low levels of fear overall. Moreover, only a small number of follow-up data were available for victims. As a result, the follow-up survey data may not necessarily be representative of all victim participants. The DOC is continuing to collect evaluation data from grant award recipients, which will likely shed more light on this issue in subsequent reports.

REFERENCES

- Bazemore, G. 1998. Restorative justice and earned redemption: Communities, victims, and offender reintegration. *The American Behavioral Scientist*, 41, 768-807.
- Bonta, J., Wallace-Capretta, S., Rooney, J., & Mcanoy, K. 2002. An outcome evaluation of a restorative justice alternative to incarceration. *Contemporary Justice Review*, 5, 319-338.
- Burns, H. 2002. Citizens, Victims, & Offenders Restoring Justice Project Minnesota Correctional Facility For Women at Shakopee. Center for Restorative Justice & Peacemaking, University of Minnesota.
- Burns, H. 2001. Citizens, Victims, & Offenders Restoring Justice Project Minnesota Correctional Facility For Women at Shakopee. Center for Restorative Justice & Peacemaking, University of Minnesota.
- Evje, A. & Cushman, R. C. 2000. *A Summary of the Evaluations of Six California Victim Offender Reconciliation Programs*. Retrieved May 25, 2005, from <http://www.courtinfo.ca.gov/programs/cfcc/pdf/vorp.pdf>
- Fercello, C. & Umbreit, M. 1999. *Client Satisfaction with Victim-offender Conferences in Dakota County, Minnesota*. St. Paul, MN: Center for Restorative Justice & Peacemaking, University of Minnesota.
- Fercello, C. & Umbreit, M. 1998. Client Evaluation of Family Group Conferencing in 12 Sites in 1st Judicial District of Minnesota. St. Paul, MN: Center for Restorative Justice & Mediation.
- Hines, D. 2000. The Woodbury Police Department Restorative Justice Program Recidivism Study. Woodbury, MN: Inter-faith Ministries.
- Latimer, J., Dowden, C., & Muise, D. (2001). *The Effectiveness of Restorative Justice Practices: A Meta-Analysis*. Ottawa: Department of Justice, Canada.
- Matthews, S. & Larkin, G. 1999. Guide to Community-based Alternatives for Low Risk Juvenile Offenders. Topeka, KS: Koch Crime Institute.
- McCold, P. & Wachtel, B. 1998. Restorative Policing Experiment: The Bethlehem Pennsylvania Police Family Group Conferencing Project. Pipersville, PA: Community Service Foundation.
- McGarrel, E., Olivares, K., Crawford, K., & Kroovand, N. 2000. *Returning Justice to the Community: The Indianapolis Juvenile Restorative Justice Experiment*. Indianapolis, IN: Hudson Institute.
- Native Counseling Services of Alberta. 2001. *A Cost-Benefit Analysis of Hollow-Water's Community Holistic Circle Healing Process*. Solicitor General of Canada: Aboriginal Corrections Policy Unit.
- Nugent, W. & Paddock, J. 1995. The effect of victim-offender mediation on severity of reoffense. *Mediation Quarterly*, 12, 353-367.

- Nugent, W. R., Umbreit, M. S., Wiinamaki, L., & Paddock, J. 2001. Participation in victim-offender mediation and re-offense: Successful replications? *Journal of Research on Social Work Practice*, 11, 5-23.
- Roy, S. 1993. Two types of juvenile restitution programs in two Midwestern counties: A comparative study. *Federal Probation*, 57, 48-53.
- Stone, S., Helms, W., & Edgeworth, P. 1998. Cobb County Juvenile Court Mediation Program Evaluation. Cobb County, GA: Juvenile Court Mediation Program.
- Umbreit, M. S. 1995. Mediation of Criminal Conflict: An Assessment of Programs in Four Canadian Provinces. Center for Restorative Justice & Peacemaking, University of Minnesota.
- Umbreit, M. S. 1994. *Victim Meets Offender*. Monsey, NY: Criminal Justice Press.
- Umbreit, M. S. 1991. Minnesota Mediation Center produces positive results. *Corrections Today*, August, 194-197.
- Umbreit, M. S. & Bradshaw, W. 2000. *Assessing Victim Satisfaction with Victim-offender Mediation and Dialogue Services*. Washington, D.C., U.S. Department of Justice, Office for Victims of Crime.
- Umbreit, M. S., Coates, R. B., & Vos, B. 2001. *Victim Impact of Restorative Justice Conferencing with Juvenile Offenders*. St. Paul, MN: Center for Restorative Justice & Peacemaking, University of Minnesota.
- Umbreit, M. S. & Fercello, C. 1997. Woodbury Police Department's Restorative Justice Community Conferencing Program: An initial Assessment of Client Satisfaction. St. Paul, MN: Center for Restorative Justice & Peacemaking, University of Minnesota.
- Umbreit, M. S., Greenwood, J., Fercello, C., & Umbreit, J. 2004. *Directory of Victim Offender Mediation & Conferencing Programs in the United States*. St. Paul, MN: Center for Restorative Justice & Peacemaking, University of Minnesota.
- Wynne, J. & Brown I. 1998. Can mediation cut reoffending? *Probation Journal*, 45, 21-26.

APPENDIX A: Victim Surveys

Restorative Justice Evaluation

Today's Date: _____

Victim Pre-Process and Follow-Up Survey

Code Number: _____

This is the first of three short surveys intended to measure satisfaction with restorative justice programming. Your honest feedback is very important to us and will be used to make improvements to our program. Your answers are completely confidential and will not be used in conjunction with your name. You may skip any items that are uncomfortable for you, and you may choose to stop answering these questions at any time. Thank you for your cooperation!

Expectations

Please choose a rating for each of the following questions:

- 1) How fearful are you of being re-victimized by the offender/s?

Not Fearful										Very Fearful
1	2	3	4	5	6	7	8	9	10	

- 2) How confident are you in the ability of the criminal justice system to address the needs of crime victims?

Not Confident										Very Confident
1	2	3	4	5	6	7	8	9	10	

Demographics

Your answers to the following items will allow us to better track the people we serve.

- 3) What is your current age?
- a. ____ 15 or under
 - b. ____ 16 to 21
 - c. ____ 22 to 24
 - d. ____ 25 to 34
 - e. ____ 35 to 44
 - f. ____ 45 to 54
 - g. ____ 55 to 64
 - h. ____ 65 or above
- 4) What is your gender?
- a. ____ Male
 - b. ____ Female
- 5) What is your racial background?
- a. ____ White/Caucasian
 - b. ____ Black/African/African American
 - c. ____ Native American/Alaskan Native
 - d. ____ Asian/Pacific Islander
 - e. ____ Bi-/Multi-racial
 - f. ____ Other

TURN PAGE OVER ➡

- 6) What is your ethnic background?
- a. Mexican/Mexican American/Chicano
 - b. Cuban
 - c. Puerto Rican
 - d. Other Spanish/Hispanic/Latino: _____
 - e. I am *not* Spanish/Hispanic/Latino

- 7) How much schooling have you completed?
- a. 9th grade or less
 - b. Some high school
 - c. High school diploma/GED
 - d. Some college
 - e. 2 year degree
 - f. 4 year degree
 - g. Some graduate school
 - h. Masters degree
 - i. Doctoral degree

- 8) Do you have any other thoughts to share at this time?

Restorative Justice Evaluation

Today's Date: _____

First Post-Process Survey

Code Number: _____

This is the second of three short surveys intended to measure satisfaction with restorative justice programming. Your honest feedback is very important to us and will be used to make improvements to our program. Your answers are completely confidential and will not be used in conjunction with your name. You may skip any items that are uncomfortable for you, and you may choose to stop answering these questions at any time. Thank you for your cooperation!

Please circle the best answer for each of the following questions:

	Strongly Agree	Agree	Disagree	Strongly Disagree	Don't Know
1) I felt physically safe while participating in the circle/panel/conference process.	SA	A	D	SD	DK
2) I felt comfortable sharing my experiences while participating in the circle/panel/conference process.	SA	A	D	SD	DK
3) I felt that my experiences were heard by the other circle/panel/conference participants.	SA	A	D	SD	DK
4) I was treated with respect while participating in the circle/panel/conference process.	SA	A	D	SD	DK
5) Everyone's comments were given equal time and attention during the circle/panel/conference process.	SA	A	D	SD	DK
6) The agreement reached by the group was fair to me.	SA	A	D	SD	DK
7) The agreement reached by the group was fair to the offender/s.	SA	A	D	SD	DK

TURN PAGE OVER 

8) How fearful are you of being re-victimized by the offender/s?

Not Fearful										Very Fearful
1	2	3	4	5	6	7	8	9	10	

9) How confident are you in the ability of the criminal justice system to address the needs of crime victims??

Not Confident										Very Confident
1	2	3	4	5	6	7	8	9	10	

10) Do you have any other thoughts to share at this time?

APPENDIX B: Offender Surveys

Restorative Justice Evaluation

Today's Date: _____

Offender Pre-Process and Follow-Up Surveys

Code Number: _____

This is the first of three short surveys intended to measure satisfaction with restorative justice programming. Your honest feedback is very important to us and will be used to make improvements to our program. Your answers are completely confidential and will not be used in conjunction with your name. You may skip any items that are uncomfortable for you, and you may choose to stop answering these questions at any time. Thank you for your cooperation!

Expectations

Please choose a rating for each of the following questions:

- 1) How much has your criminal behavior impacted others (such as family, friends, and community members)?

Not at all										Very Much
1	2	3	4	5	6	7	8	9	10	

- 2) How confident are you in the ability of the criminal justice system to treat offenders fairly?

Not Confident										Very Confident
1	2	3	4	5	6	7	8	9	10	

Demographics

Your answers to the following items will allow us to better track the people we serve.

- 3) What is your current age?
- i. ____ 15 or under
 - j. ____ 16 to 21
 - k. ____ 22 to 24
 - l. ____ 25 to 34
 - m. ____ 35 to 44
 - n. ____ 45 to 54
 - o. ____ 55 to 64
 - p. ____ 65 or above
- 4) What is your gender?
- a. ____ Male
 - b. ____ Female
- 5) What is your racial background?
- g. ____ White/Caucasian
 - h. ____ Black/African/African American
 - i. ____ Native American/Alaskan Native
 - j. ____ Asian/Pacific Islander
 - k. ____ Bi-/Multi-racial
 - l. ____ Other

TURN PAGE OVER →

- 6) What is your ethnic background?
- f. Mexican/Mexican American/Chicano
 - g. Cuban
 - h. Puerto Rican
 - i. Other Spanish/Hispanic/Latino: _____
 - j. I am *not* Spanish/Hispanic/Latino

- 7) How much schooling have you completed?
- j. 9th grade or less
 - k. Some high school
 - l. High school diploma/GED
 - m. Some college
 - n. 2 year degree
 - o. 4 year degree
 - p. Some graduate school
 - q. Masters degree
 - r. Doctoral degree

- 8) Do you have any other thoughts to share at this time?

Restorative Justice Evaluation

Today's Date: _____

First Post-Process Survey

Code Number: _____

This is the second of three short surveys intended to measure satisfaction with restorative justice programming. Your honest feedback is very important to us and will be used to make improvements to our program. Your answers are completely confidential and will not be used in conjunction with your name. You may skip any items that are uncomfortable for you, and you may choose to stop answering these questions at any time. Thank you for your cooperation!

Please circle the best answer for each of the following questions:

	Strongly Agree	Agree	Disagree	Strongly Disagree	Don't Know
1) I felt physically safe while participating in the circle/panel/conference process.	SA	A	D	SD	DK
2) I felt comfortable sharing my experiences while participating in the circle/panel/conference process.	SA	A	D	SD	DK
3) I felt that my experiences were heard by the other circle/panel/conference participants.	SA	A	D	SD	DK
4) I was treated with respect while participating in the circle/panel/conference process.	SA	A	D	SD	DK
5) Everyone's comments were given equal time and attention during the circle/panel/conference process.	SA	A	D	SD	DK
6) The agreement reached by the group was fair to me.	SA	A	D	SD	DK
7) The agreement reached by the group was fair to the victim/s.	SA	A	D	SD	DK

TURN PAGE OVER ➡

8) How much has your criminal behavior impacted others (such as family, friends, and community members)?

Not at all										Very Much
1	2	3	4	5	6	7	8	9	10	

9) How confident are you in the ability of the criminal justice system to treat offenders fairly?

Not Confident										Very Confident
1	2	3	4	5	6	7	8	9	10	

10) Do you have any other thoughts to share at this time?

APPENDIX C: Community Member Surveys

Restorative Justice Evaluation

Today's Date: _____

Pre-Process and Follow-Up Survey

Code Number: _____

This is the first of three short surveys intended to measure satisfaction with restorative justice programming. Your honest feedback is very important to us and will be used to make improvements to our program. Your answers are completely confidential and will not be used in conjunction with your name. You may skip any items that are uncomfortable for you, and you may choose to stop answering these questions at any time. Thank you for your cooperation!

Expectations

Please choose a rating for each of the following questions:

- 1) How much responsibility should your community take in correcting the effects of crime ("making things right")?

None										All
1	2	3	4	5	6	7	8	9	10	

- 2) How confident are you in the ability of the criminal justice system to address the needs of communities affected by crime?

Not Confident										Very Confident
1	2	3	4	5	6	7	8	9	10	

Demographics

Your answers to the following items will allow us to better track the people we serve.

- 3) What is your current age?
- a. ____ 15 or under
 - b. ____ 16 to 21
 - c. ____ 22 to 24
 - d. ____ 25 to 34
 - e. ____ 35 to 44
 - f. ____ 45 to 54
 - g. ____ 55 to 64
 - h. ____ 65 or above
- 4) What is your gender?
- a. ____ Male
 - b. ____ Female
- 5) What is your racial background?
- m. ____ White/Caucasian
 - n. ____ Black/African/African American
 - o. ____ Native American/Alaskan Native
 - p. ____ Asian/Pacific Islander
 - q. ____ Bi-/Multi-racial
 - r. ____ Other

TURN PAGE OVER ➔

- 6) What is your ethnic background?
- k. Mexican/Mexican American/Chicano
 - l. Cuban
 - m. Puerto Rican
 - n. Other Spanish/Hispanic/Latino: _____
 - o. I am *not* Spanish/Hispanic/Latino

- 7) How much schooling have you completed?
- s. 9th grade or less
 - t. Some high school
 - u. High school diploma/GED
 - v. Some college
 - w. 2 year degree
 - x. 4 year degree
 - y. Some graduate school
 - z. Masters degree
 - aa. Doctoral degree

- 8) Do you have any other thoughts to share at this time?

Restorative Justice Evaluation

Today's Date: _____

First Post-Process Survey

Code Number: _____

This is the second of three short surveys intended to measure satisfaction with restorative justice programming. Your honest feedback is very important to us and will be used to make improvements to our program. Your answers are completely confidential and will not be used in conjunction with your name. You may skip any items that are uncomfortable for you, and you may choose to stop answering these questions at any time. Thank you for your cooperation!

Please circle the best answer for each of the following questions:

	Strongly Agree	Agree	Disagree	Strongly Disagree	Don't Know
1) I felt physically safe while participating in the circle/panel/conference process.	SA	A	D	SD	DK
2) I felt comfortable sharing my experiences while participating in the circle/panel/conference process.	SA	A	D	SD	DK
3) I felt that my experiences were heard by the other circle/panel/conference participants.	SA	A	D	SD	DK
4) I was treated with respect while participating in the circle/panel/conference process.	SA	A	D	SD	DK
5) Everyone's comments were given equal time and attention during the circle/panel/conference process.	SA	A	D	SD	DK
6) The agreement reached by the group was fair to me.	SA	A	D	SD	DK
7) The agreement reached by the group was fair to all parties in this case.	SA	A	D	SD	DK

TURN PAGE OVER ➡

8) How much responsibility should your community take in correcting the effects of crime (“making things right”)?

None										All
1	2	3	4	5	6	7	8	9	10	

9) How confident are you in the ability of the criminal justice system to address the needs of communities affected by crime?

Not Confident										Very Confident
1	2	3	4	5	6	7	8	9	10	

10) Do you have any other thoughts to share at this time?

APPENDIX D: State-Funded Grantees, FY 2005-2007

1. Brown County Probation
2. Clay County Joint Powers Collaborative
3. Dispute Resolution Center (St. Paul)
4. Dodge/Fillmore/Olmsted Community Corrections
5. Forest Lake Youth Service Bureau
6. Men As Peacemakers (Duluth)
7. Midtown Community Restorative Justice (Minneapolis)
8. Mower County Correctional Services (FY 2005 Only)
9. PACT 4 Families Collaborative (Willmar)
10. Restorative Justice Community Action, Inc. (Minneapolis)
11. South St. Paul Restorative Justice Council
12. Tri-County Community Corrections (Red Lake/Polk/Norman Counties)
13. Wabasha County Restorative Justice Program
14. Winona County Restorative Justice Program